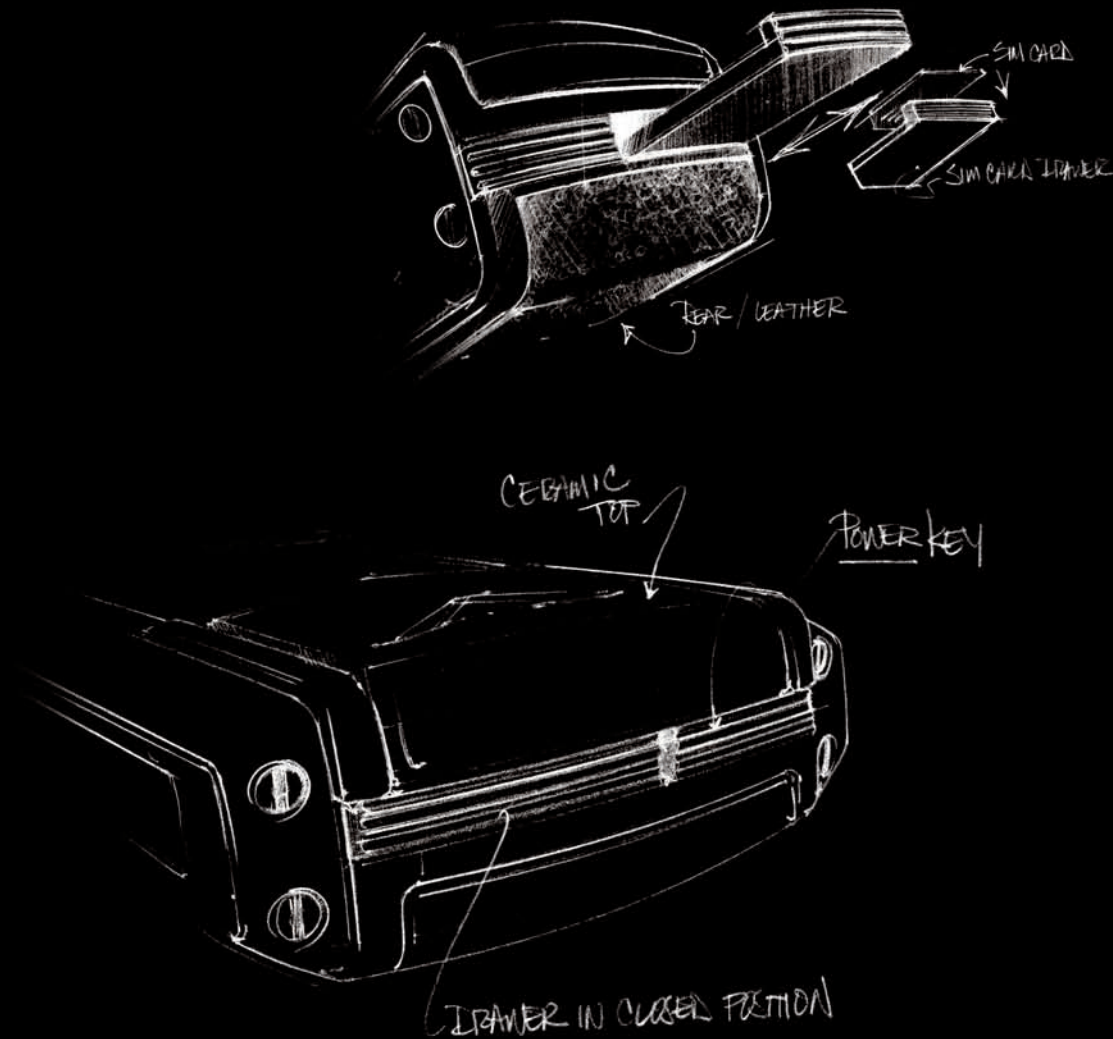

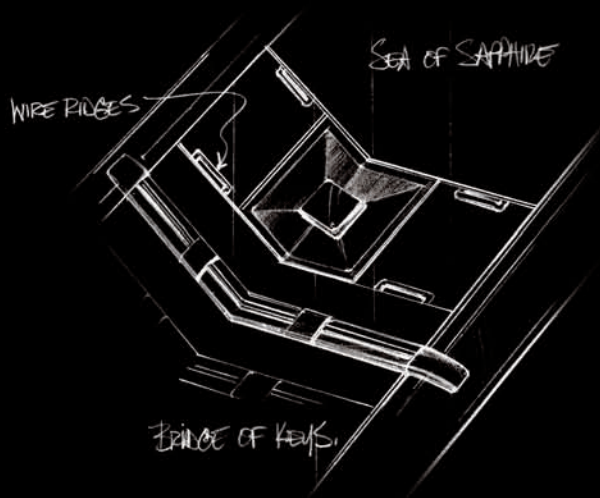
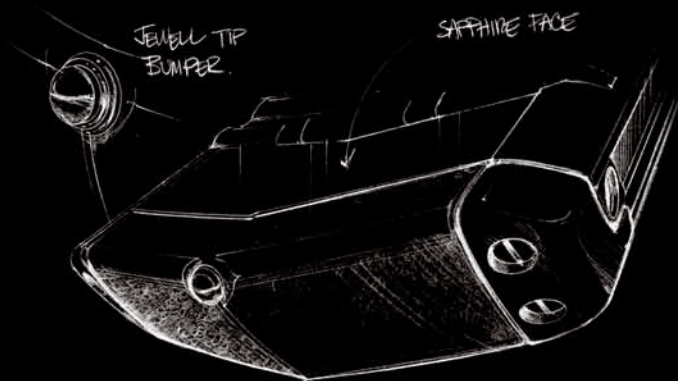


WELCOME TO VERTU

Congratulations on becoming a Signature owner, the most highly crafted phone ever made. Created for discerning individuals who always demand the best, this Signature is the culmination of a decade of Vertu knowledge, passion and experience. Made from the finest materials, it is hand-built in England by a single craftsman. Each phone made is signed with pride. Inevitably, such a phone can only be made in very limited numbers: it is rare, precious and highly exclusive. It is a phone without equal.





YOUR SIGNATURE

“Signature uses function to create beautiful form,” says Frank Nuovo, Principal Designer at Vertu. Designed to be smart in every way, Signature is crafted around key features that enable you to get the most from your phone with the minimum of effort. The innovative and beautifully engraved SIM drawer allows you to swap easily between multiple SIM cards. The intuitive Navigation key and menu designs allow you to find the features you need in a straightforward way. The Vertu Concierge and Vertu Services provide an extra layer of assistance specially developed for Vertu clients.

The features of Signature are the result of a decade devoted to meeting the needs of individuals who expect the best. This guide explains what these features are, and shows you how to use them. For further instructions, please refer to the reference manual on the CD included in the box.

To ensure that you get the most from your Signature and the best possible service, please follow these simple steps to set up and register your phone:

- Insert the Vertu CD-ROM included with Signature into your PC.
- From the dialogue box that launches automatically, click on the Install Now button and follow the on-screen instructions.
- When complete, return to the original dialogue box and click the Register Phone button, and follow the on-screen instructions. Note that your PC must be connected to the Internet to register your Signature.

For more information on Signature and Vertu worldwide, please visit www.vertu.com.





- 1 | SIM drawer
- 2 | Power key
- 3 | Glowing earpiece
- 4 | Select & Navigation key
- 5 | Charging port

- 6 | Vertu Concierge key
- 7 | Battery cover release D-Ring
- 8 | Battery cover
- 9 | SIM drawer release lever
- 10 | Volume key

ENGINEERED TO PERFECTION

Every component of the Vertu Signature is engineered and crafted to perfection. Beautiful as well as functional, the SIM drawer (pictured) is engraved with a unique Vertu pattern like a piece of jewellery in its own right. The SIM drawers in the precious metal phones go a step further: they are made from solid gold or platinum and stamped with the Vertu and Swiss Assay Office hallmarks. The 'sea of sapphire' that makes up the face of Signature takes more than two weeks to create in a 2000°C furnace. Almost impossible to scratch, it is so hard it must be cut, ground and polished with diamond-tipped tools.

Every surface of Signature is polished to a perfect finish, a process so complex that it takes two days to complete the ceramic pillow alone. The patented keypad contains 4.75 carats of solid ruby bearings, each cut and set in its exact place like a jewel. These bearings slide on pure sapphire crystal surfaces and are aligned so that no part of the metal key touches the sapphire face of the phone. The result is no friction, no wear, and the world's most satisfying click – a Signature trademark.



Pictured above: The solid gold SIM card drawer in the precious Signature is stamped with the unique Vertu hallmark and engraved with a specially designed Vertu pattern.

Each Signature key slides on its own linear ruby bearing, a system that minimises friction and helps to create the perfect keypress – a Signature trademark.