

Welcome to verykool

Your new S635 will give you great productivity and fun. Use this quick guide to take advantage of all the features available to you.

Welcome to register your new product.

- This manual and SW of the phone are subject to changes by verykool USA Inc. without advance notice

Functions Description	
1. Left soft key (LSK)	8. Keypad Receiver
2. Right soft key (RSK)	9. Receiver
3. Send key (SIM1 dial)	10. MIC
4. End key (End), Power On/Off	11. 3.5mm Earphone jack
5. OK key	12. USB socket & charging socket
6. Navigation key	13. Speaker
7. SIM2 dial	14. Camera lens

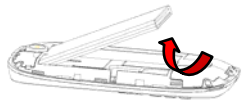


Insert SIM card and T-flash

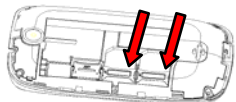
1



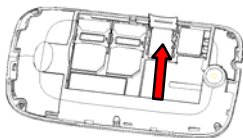
2



3



4



With my verykool S635 I want to...

Note: For Dual-SIM models, please select SIM1/SIM2 before proceeding.

Make a call	In the standby mode Input the number Press Snd key in single SIM mode
End a call	Press End key
Add a new contact	Enter Phonebook Scroll to the top and select Add new contact OK Select To SIM/To phone Choose the field to Edit Done When finished editing fields, select Done
Send a text msg	Messages Write message Once done typing press OK Enter recipient or add from phonebook or by hand OK

Audio player	Multimedia Audio player List Options Refresh list
FM radio	Multimedia FM radio Plug in your earphone
Take a picture	Camera Press OK key or 0 key to take pictures
Turn on Bluetooth	Settings Connectivity Bluetooth Power Select to switch on/off Bluetooth WLAN
WLAN	Search for networks Networks list Input pre-shared key WLAN Connected
3G WCDMA	HSDPA 7.2Mbps;

Accessories in Package	HSUPA 5.76Mbps	
	Handset	1 pcs
	Battery	1 pcs
	Travel charger	1 pcs
	USB	1 pcs
	Earphone	1 pcs
	User manual	1 pcs

Join the verykool zone!

Registering your new cell phone will take you less than 2 minutes and will give you access to the verykool zone where you will enjoy from promotions, ringtones, technical information, support and much more.

Visit:

www.verykoolzone.net

Security and Performance

Please read these safety guidelines before using your mobile phone to assure the safe and proper use of the phone.

General

- ◆ Please turn off your mobile phone on an airplane, in the hospital or any location that may restrict mobile phone use—otherwise normal operation of electrical equipment and medical instruments may be affected. Please obey local regulations when using your mobile phone.
- ◆ While driving, please obey local laws and regulations regarding mobile phone use. When using your phone while driving, please obey the following rules: concentrate on driving and be aware of traffic conditions; use your mobile phone hands-free function; and under poor driving conditions, please stop the car before using your phone.
- ◆ Please obey laws, regulations and signs when

near an area storing fuel, chemicals, or other volatile materials.

- ◆ Please keep mobile phones, batteries, and chargers out of reach of children.

- ◆ Please do not use your mobile phone near low signal or precision electronic equipment. Radio wave interference may cause the malfunctioning of such electronic equipment and other problems. Special attention must be paid near the following equipment: hearing aids, pacemakers and other electronic medical equipment, smoke detectors, automatic doors and other automatic control installations. To find out the effect of mobile phones on a pacemaker or other electronic medical equipment please contact the manufacturers or local sales agents of the equipment.

- ◆ This mobile phone has an automatic “power on” function. Please refer to the mobile phone’s clock setting to ensure that the mobile phone will not automatically turn on during a plane flight.

- ◆ To prevent the mobile phone from malfunctioning or catching fire, please do not violently impact, jolt, or throw your mobile phone.

- ◆ Please do not place the battery, mobile phone, or charger in a microwave oven or high-pressure equipment. Subjecting the phone to these environments could lead to circuitry damage or a fire.

- ◆ Please do not use your mobile phone near

flammable or volatile gases, which may cause a malfunction or fire.

- ◆ Please do not subject your mobile phone to high temperatures, high humidity, or excessive dust, which could lead to malfunction.

- ◆ To prevent your mobile phone from falling, malfunctioning or being damaged, please do not place your phone on uneven or unstable surfaces.

Phone Safety

- ◆ Do not disassemble or modify the mobile phone, as it could lead to damage such as battery leakage or circuitry failure.

- ◆ Please do not subject the LCD to impact or use the screen to strike things, as this will damage the LCD board and cause leakage of the liquid crystal. There is a risk of blindness if the liquid crystal chemicals get into the eyes. If this occurs, rinse eyes immediately with clear water (under no circumstances rub your eyes) and go immediately to a hospital for treatment.

- ◆ Under very rare circumstances, using the mobile phone in certain model cars may negatively affect the internal electronic equipment. In order to ensure your safety, under such circumstances please do not use the mobile phone. If your car is equipped with an airbag, please do not place your phone on top of it or within the contact area of the airbag in order to

avoid seriously harming the driver or passenger when the airbag inflates.

- ◆ Please do not use needles, pen tips, or other sharp objects on the keypad as this may damage the mobile phone or cause it to malfunction.

- ◆ Avoid letting your mobile phone come into close contact with magnetic objects such as credit cards and floppy disks, as the radiation produced by the phone may erase the information stored on these items.

- ◆ Please keep small metal objects such as thumbtacks far away from the receiver. When the receiver is in use, it becomes magnetic and may attract these small metal objects and may cause injury or damage to the mobile phone.

- ◆ Do not expose the mobile phone to humidity, water, or other liquids. If liquid enters the phone, short circuits, battery leaks and other malfunctions may occur.

- ◆ Please use the mobile phone in a place away from land line telephones, televisions, radios, and automated office equipment to avoid affecting both the equipment and the mobile phone.

- ◆ Please do not arbitrarily refit the mobile phone, or disassemble the mobile phone or accessories without authorization. Improper refitting may trigger a fire or explosion. Only authorized organizations can repair the mobile phone.

- ◆ Please do not use batteries, chargers, or other accessories not intended for use with this model

phone.

- ◆ Please do not join the two poles of the battery to avoid causing a short-circuit to the mobile phone.

- ◆ Please do not use the mobile phone if the power wire has been damaged (such as by exposure or fracture) or the connector has been loosened in order to avoid electric shock, short circuit of the charger, or fire.

- ◆ In order to comply with provisions of RF leakage, when you wear a mobile phone or use the data functions of the mobile phone, please maintain at least 1 inch (2.5 centimeters) distance between the antenna and the body.

- ◆ Please turn the mobile phone's power off before cleaning and maintenance. If the mobile phone is connected to the charger, you must unplug the charger from the power outlet and disconnect the connection between the charger and the mobile phone in order to avoid electric shock or short circuit of battery or charger.

- ◆ Do not use chemical cleaner on the mobile phone or the charger, as it may damage the components or cause a fire. A slightly wet and anti-static soft clean cloth should be used.

- ◆ Please do not discard used lithium batteries. Instead, recycle them at appropriate locations or return them to our company.

- ◆ Please do not charge the mobile phone in environments with excess dust, humidity, or

temperature extremes (the permitted charging temperature range is 0°C to 40°C), and the power cable should not be placed near a heat source.

◆ Please do not use the phone camera, video, or recording in a way that may infringe the rights of copyright owners.

The company will not be responsible for any losses incurred by not recording, deleting, destruction, or damage of the photos, video, and recordings caused by its accessories or software or the use of the phone's functions including camera, video, and audio.

◆ If, during the use of network functionality, the user downloads a file with a virus which damages the mobile phone or prevents it from operating normally, the company will not accept responsibility for any resulting damages.

Warning: The original manufacturer will not accept responsibility for damages resulting from users who are not in compliance with the above warnings or who otherwise improperly use the device.

Note: The application of value-added services to the mobile phone is provided by service providers. Please refer to the relevant help or providers' notes for detailed information.

FCC RF Exposure Information and Statement

The SAR limit of USA (FCC) is 1.6 W/kg averaged over one gram of tissue. Device types S635 (FCC ID: WA6S635) has also been tested against this SAR limit. The highest SAR value reported under this standard during product certification for use at the head is 0.718W/kg and when properly worn on the body is 0.727W/kg. This device was tested for typical body-worn operations with the back of the handset kept 1.5cm from the body. To maintain compliance with FCC RF exposure requirements, use accessories that maintain a 1.5cm separation distance between the user's body and the back of the handset. The use of belt clips, holsters and similar accessories should not contain metallic components in its assembly. The use of accessories that do not satisfy these requirements may not comply with FCC RF exposure requirements, and should be avoided.

FCC WARNING

This device complies with Part 15 of the FCC Rules. Operation is subject to the following two conditions:

- (1) This device may not cause harmful interference, and
- (2) this device must accept any interference received, including interference that may cause undesired operation.

NOTE 1: This equipment has been tested and found to comply with the limits for a Class B digital device, pursuant to part 15 of the FCC Rules. These limits are designed to provide reasonable protection against harmful interference in a residential installation. This equipment generates, uses and can radiate radio frequency energy and, if not installed and used in accordance with the instructions, may cause harmful interference to radio communications. However, there is no guarantee that interference will not occur in a particular installation. If this equipment does cause harmful interference to radio or television reception, which can be determined by turning the equipment off and on, the user is encouraged to try to correct the interference by one or more of the following measures:

- Reorient or relocate the receiving antenna.
- Increase the separation between the equipment and receiver.
- Connect the equipment into an outlet on a circuit different from that to which the receiver is connected.
- Consult the dealer or an experienced radio/TV technician for help.

NOTE 2: Any changes or modifications to this unit not expressly approved by the party responsible for compliance could void the user's authority to operate the equipment.