

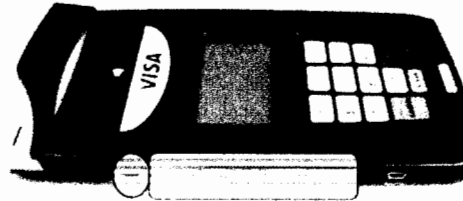


VIVOpay Dine

Quick User Guide for stand-alone demo

Version 1.0

- 1) To activate the Stand-Alone Demo, turn-on VP Dine (using on/off button as indicated in green) while keeping the "1" button on the VP Dine keypad pressed.




You should hear 3 consecutive beeps for a successful boot. If only 2 beeps are heard please turn off device and start again.


- 2) The VP Dine will be ready to use when the screen shown on the right is displayed:



- 3) Tap the above screen to simulate the initiation of a new transaction; and the screen on the right will then be briefly displayed:

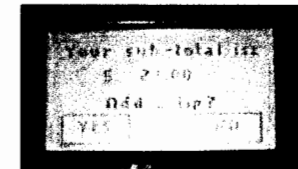


- 4) When the screen on the right is showing, present the VP to the customer. To add a tip; select "Yes", If not; select "No",



To demo a transaction without signature select "NO".

- 5) If "Yes" is selected, to add; a tip the VP Dine will display a screen similar to the one shown on the right:

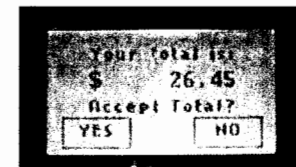


The tip screen will already show a preset tip percentage,

To change the tip,

- Tap the "up" arrow with a "+" sign to increase the tip
- Tap the "down" arrow with a "-" sign to decrease the tip
- Tap OK to accept tip and proceed

- 6) When a screen similar the one on the right is shown, tap "Yes" to proceed or "No" to re-enter tip

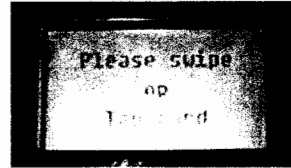


7) When the screen on the right is shown,
EITHER


Tap a contactless credit card or NFC mobile phone on the 'VISA' logo above the display.

OR

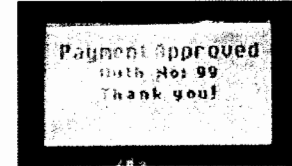
Swipe a magnetic-stripe credit card at the **top** of the **VP Dine** orientated correctly as indicated by the logo on the top left-hand corner of the VP Dine



8) While obtaining approval the screen on the right will be shown




9) If approved, the VP Dine will display the screen on the right:



10) If a signature is required the screen on the right will be shown.

- Please **use ONLY the stylus** provided to **sign on the line**.



- **Tap clear** to sign again or **OK to complete** transaction.

FCC Regulatory Compliance

Notices Class A Equipment

This equipment has been tested and found to comply with the limits for a Class A digital device, pursuant to part 15 of the FCC Rules. These limits are designed to provide reasonable protection against harmful interference in a residential installation. This equipment generates, uses and can radiate radio frequency energy and, if not installed and used in accordance with the instructions, may cause harmful interference to radio communications. However, there is no guarantee that interference will not occur in a particular installation.

Operation is subject to the following two conditions: (1) This device may not cause harmful interference, and (2) this device must accept any interference received, including interference that may cause undesired operation

For IC Regulatory Compliance: "Operation is subject to the following two conditions: (1) this device may not cause interference, and this device must accept any interference, including interference that may cause undesired operation of the device.

Information to user

The users manual or instruction manual for an intentional or unintentional radiator shall caution the user that changes or modifications not expressly approved by the party responsible for compliance could void the user's authority to operate the equipment. In cases where the manual is provided only in a form other than paper, such as on a computer disk or over the Internet, the information required by this section may be included in the manual in that alternative form, provided the user can reasonably be expected to have the capability to access information in that form.

Cautions and Warnings



CAUTION: Danger of Explosion if battery is incorrectly replaced. Replace only with same or equivalent type recommended by the manufacturer. Discard used batteries according to the manufacturers instructions.



CAUTION: The unit should be mounted 1-2 feet away from other units. Can be adjusted based on lane setup.



CAUTION: The unit should not be placed directly on or within 4 inches of any large metal surfaces.



WARNING: Avoid close proximity to items such as cellular telephones and portable 2-way radios which may reduce the ability of the reader.
