

EVENT TRANSMISSION

The ETC tag has Tamper and Button Press inputs; designated B1 and B2:

- B1 – Monitors press/ release button activity
- B2 – Monitors tamper functionality

For Tamper:

The ETC tag reports the state of the tamper sensor on B2. When Tamper is detected (detached), B2=1. When attached, B2=0. An EVENT message is transmitted when there is a change from attached to detached or vice versa. When there is a change from attached to detached (i.e. tampering), then there is a transmission of EVENT of 4 messages, 400 ms apart and B2=1. When attached, there is a transmission of EVENT of 4 messages, 400 ms apart and B2=0.

In the steady state, the B2 bit provides the status of the tamper sensor (if the equipment tag stays attached, B2=0, if stays detached, B2=1).

For Button Press / Release:

After button press, 4 messages are transmitted (each message about 2ms in duration), 400 ms apart, with B1=1. When the button is released, B1=0.

An additional 4 messages (each message about 2ms in duration) are transmitted 400 ms apart. In the steady state (no button press / button release) B1=0.

Event Transmission in LF Zone

Tag in Motion:

LF Response Time: In this state, the onboard LF receiver activates every 0.6 sec to check if the tag is in a LF zone.

Transmission Rate: Burst of 4 RF transmissions(each transmission about 2ms in duration), approximately 0.4 secs apart.

Message Type Transmitted: IR/RF Data Message with Data byte indicating ID# of received Low Frequency LF RDR and motion bit M=1.

Tag Motionless:

LF Response Time: In this state, LF receiver activates every 15 seconds to check if the tag is in a LF zone.

Transmission Rate: Burst of 4 RF transmissions(each transmission about 2ms in duration), approximately 0.4 secs apart.

Transmitted Message Type: IR/RF Data Message with Data byte indicating ID# of received Low Frequency LF RDR and motion bit M=0

BATTERY REPLACEMENT

1. Suspend usage of the ETC tag using the Eiris software.
2. Remove the tag from the mounting bracket using a small flat-head screwdriver to release the clip that holds the tag in place (Para 3, Figure 5).
3. Unscrew the 4 screws situated at the back of the tag and remove the back cover from the (Figures 1 and 2).




Figure 1: ETC Tag (showing screws)




Figure 2: ETC Tag (back cover removed)

4. Carefully slide the battery out from under the battery holder to reveal the battery isolator (Figure 3).




Figure 3: ETC (battery removed)

5. Before inserting a new battery into place, position the battery Isolator such that the holes are aligned with the contact pins (Figure 3).
6. Replace the battery ensuring that the positive (+) side of the battery faces the PCB.
7. Close the back cover such that the screw holes are aligned and tighten the 4 screws into place (Figure 4).



Figure 4: ETC Tag



ETC tags require activation before use.
To activate : Press and hold the button for 5 seconds.
Upon activation the LED blinks, indicating transmission.

STANDARDS COMPLIANCE

This device complies with Part 15 of the FCC Rules.

Operation is subject to the following two conditions:

- This device may not cause harmful interference
- This device must accept any interference received, including interference that may cause undesired operation.

For a Class B digital device or peripheral, the instructions furnished the user shall include the following or similar statement, placed in a prominent location in the text of the manual:

NOTE: This equipment has been tested and found to comply with the limits for a Class B digital device, pursuant to Part 15 of the FCC Rules. These limits are designed to provide reasonable protection against harmful interference in a residential installation. This equipment generates, uses and can radiate radio frequency energy and, if not installed and used in accordance with the instructions, may cause harmful interference to radio communications. However, there is no guarantee that interference will not occur in a particular installation.

If this equipment does cause harmful interference to radio or television reception, which can be determined by turning the equipment off and on, the user is encouraged to try to correct the interference by one or more of the following measures:

- Reorient or relocate the receiving antenna.
- Increase the separation between the equipment and receiver.
- Connect the equipment into an outlet on a circuit different from that to which the receiver is connected.
- Consult the dealer or an experienced radio/TV technician for help.

Warning!

Changes or modifications to this equipment not expressly approved by the party responsible for compliance (Visonic Technologies Ltd.) could void the user's authority to operate the equipment.

PRODUCT WARRANTY

Visonic Technologies Ltd., and its affiliates, (hereinafter collectively referred to as "the Manufacturer") warrants its products (hereinafter referred to as "the Product") to be free of defects in materials and workmanship under normal operating conditions and use for a period of one year from the date of shipment by the Manufacturer. The Manufacturer's obligations shall be limited within the warranty period, at its option, to repair or to replace the defective Product or any defective component or part thereof. To exercise this warranty, the product must be returned to the manufacturer freight prepaid and insured.

This warranty does not apply to repairs or replacement caused by improper installation, Product misuse, failure to follow installation or operating instructions, alteration, abuse, accident, tampering, repair by anyone other than the Manufacturer, external causes, and failure to perform required preventive maintenance. This warranty also does not apply to any products, accessories, or attachments used in conjunction with the Product, including batteries, which shall be covered solely by their own warranties, if any. The Manufacturer shall not be liable for any damage or loss whatsoever, whether directly, indirectly, incidentally, consequentially or otherwise, resulting from a malfunction of the Product due to products, accessories, or attachments of others, including batteries, used in conjunction with the Product.

THE MANUFACTURER MAKES NO EXPRESS WARRANTIES EXCEPT THOSE STATED IN THIS STATEMENT. THE MANUFACTURER DISCLAIMS ALL OTHER WARRANTIES, EXPRESS OR IMPLIED, INCLUDING WITHOUT LIMITATION IMPLIED WARRANTIES OF MERCHANTABILITY AND FITNESS FOR A PARTICULAR PURPOSE. THE MANUFACTURER'S SOLE RESPONSIBILITY FOR WARRANTY CLAIMS IS LIMITED TO REPAIR OR TO REPLACE AS SET FORTH IN THIS STATEMENT.

The Manufacturer shall have no liability for any death, personal injury, property damage, or other loss whether direct, indirect, incidental, consequential, or otherwise, based on a claim that the Product failed to function. However, if the Manufacturer is held liable, whether directly or indirectly, for any loss or damage arising under this limited warranty or otherwise, regardless of cause or origin, the Manufacturer's maximum liability shall be limited to the purchase price of the Product, which shall be fixed as liquidated damages and not as a penalty, and shall be the complete and exclusive liability of the Manufacturer.

The Manufacturer shall not, under any circumstances whatsoever, be liable for any inaccuracy, error of judgment, default, or negligence of the Manufacturer, its employees, officers, agents, or any other party, or of the purchaser or user, arising from any assistance or communication of any kind regarding the configuration, design, installation, or creation of security system involving the Product, that being the responsibility of the purchaser or user.

If the Manufacturer is unable to make such repair or replacement, the Manufacturer's entire liability shall be limited to the cost of a reasonable substitute product.

The Manufacturer shall not be responsible for any dismantling, installation, reinstallation, purchasing, shipping, insurance, or any similar charges.

The Manufacturer shall have no liability for any damages, including without limitation, any direct, indirect, incidental, special, or consequential damages, expenses, costs, profits, lost savings or earnings, or other damages arising out of the use of the Product or the removal, installation, reinstallation, repair or replacement of the Product or any related events. In the event that there is any liability against the Manufacturer, such liability shall be limited to the purchase price of the Product which amount shall be fixed as liquidated damages.

The purchaser and user understand that this Product may be compromised or circumvented by intentional acts; that the Product will not in all cases prevent death, personal injury, property damage, or other loss resulting from burglary, robbery, fire or other causes; and that the Product will not in all cases provide adequate warning or protection. The purchaser and user also understand that a properly installed and maintained alarm may reduce the risk of events such as burglary, robbery, and fire without warning, but it is not insurance or a guarantee that such events will not occur or that there will be no death, personal injury, property damage, or other loss as a result of such events.

By purchasing the Product, the purchaser and user shall defend, indemnify and hold the Manufacturer, its officers, directors, affiliates, subsidiaries, agents, servants, employees, and authorized representatives harmless from and against any and all claims, suits, costs, damages, and judgments incurred, claimed, or sustained whether for death, personal injury, property damage, or otherwise, because of or in any way related to the configuration, design, installation, or creation of a security system involving the Product, and the use, sale, distribution, and installation of the Product, including payment of any and all attorney's fees, costs, and expenses incurred as a result of any such events.

The purchaser or user should follow the Product installation and operation instructions and test the Product and the entire system at least once each week. For various reasons, including but not limited to changes in environmental conditions, electric, electronic, or electromagnetic disruptions, and tampering, the Product may not perform as expected. The purchaser and user are advised to take all necessary precautions for the protection and safety of persons and property.

This statement provides certain legal rights. Other rights may vary by state or country. Under certain circumstances, some states or countries may not allow exclusion or limitation of incidental or consequential damages or implied warranties, so the above exclusions may not apply under those circumstances and in those states or countries.

The Manufacturer reserves the right to modify this statement at any time, in its sole discretion without notice to any purchaser or user. However, this statement shall not be modified or varied except by the Manufacturer in writing, and the Manufacturer does not authorize any single individual to act on its behalf to modify or vary this statement.

Any questions about this statement should be directed to the Manufacturer.

8/96

VT World Headquarters * Tel Aviv Israel * Tel: +972 3 7681400 * marketing@visonictech.com

VT Americas * Bloomfield, CT (USA) * Tel: 860-242-0191 * vta_marketing@visonictech.com

Visonic UK * Bedford MK44 3WH. England * Tel: +44-870-730-0840 * vtuk_marketing@visonictech.com

Visonic D-A-CH * D-40215 D'sseldorf Germany * Tel: +49-(0)-221-600-696-0 * support@visonictech.de



Manufactured In Israel



ETC MULTI-PURPOSE RFID TAGS INSTALLATION NOTES_V7 MODIFICATIONS RESERVED PRINTED MAY 2006



W.E.E.E. Product Recycling Declaration

For information regarding the recycling of this product you must contact the company from which you originally purchased it. If you are discarding this product and not returning it for repair then you must ensure that it is returned as identified by your supplier. This product is not to be thrown away with everyday waste.

Directive 2002/96/EC Waste Electrical and Electronic Equipment.

