

MCS-730

Outdoor Fully Wireless Siren


Visonic®

Installation Instructions

1. INTRODUCTION

The MCS-730 is an outdoor fully wireless siren, designed for installation in areas in which wiring action is difficult or impossible. The siren is compatible with PowerMax control panels such as PowerMax PRO, PowerMax Complete or newer panels (not compatible with PowerMax and PowerMax+ control panels).

Features

- **Siren and strobe light activation:** When an identified event message is received from the compatible PowerMax alarm system, the siren activates its sounder & strobe light.

Notes:

The sounder is activated for a predefined "Bell Time" (refer to PowerMax Pro / PowerMaxComplete installer guide, par. 4.4), according to local authorities requirements, or until the system is disarmed, whichever occurs first.

The strobe light operates (every 1 second) during the "Bell Time" + 20 minutes or until the system is disarmed, whichever occurs first.

- **Tamper / supervision failure indication:** In case of tamper or supervision failure (loss of communication with the alarm system), the siren transmits the message to the alarm system and then the alarm system determines whether the siren should be activated or not. If the siren does not receive an acknowledge from the alarm system, the siren starts its sounder automatically.
- **Power Supply Options:** Non-rechargeable battery. Optional - two non-rechargeable batteries.
- **Sound Types:** Burglar (between 1400Hz - 1800Hz), Fire, squawk.
- **Squawk indications:** Squawk (beep) sounds can be used to indicate alarm system arming (1 squawk) and disarming (2 squawks) by a keyfob (squawk can be enabled from the PowerMax User menu).
- **Strobe Light Color:** The siren can be purchased with red, blue, amber or transparent lens, according to the desired strobe light color.
- **Siren activity LED:** A flashing LED (optional, at the bottom of the siren front panel) indicates siren activity (can be disabled by an internal jumper, see fig. 3, step 8)
- **Double Tamper protection:** When the siren front panel is removed or when the siren is removed from the wall, tamper alarm is sent to the alarm system.

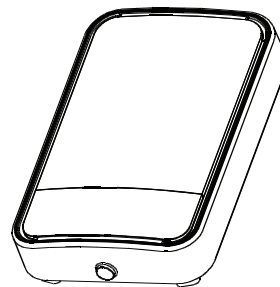


Figure 1 - External View

- **2-way full supervision**

The siren is fully supervised, 2-way communication device. It includes a receiver, to receive event messages from the alarm system, and a transmitter, to periodically transmit its status signal to the alarm system.

The transmitted signal strength can be measured during the installation (refer to PowerMax Pro / PowerMaxComplete Installer guide, par. 5.2 – Diagnostic Test).

- **Self-test feature**

Upon pressing the self test switch, siren functional check is performed - low level sounds and flash light indicate that the siren is serviceable.

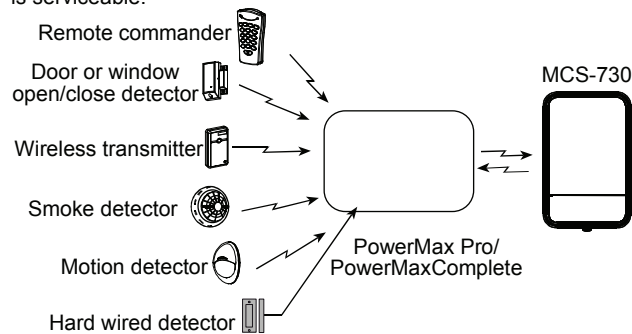


Figure 2- Typical Integration with the Alarm System

2. SPECIFICATIONS

Siren Type: One Piezo. Sound Pressure Level @ 1m, 120+/- 5 dB (at 3.0 KHz) 1.8-3.5 kHz, sweep frequency 7Hz. Additional piezo is optional.

Battery: 3.6V/14.5A/H Lithium battery (EVE ER34615M/w200), Visonic assembly cat. No. 0-9912-K.

Note: Use only the above battery. Dispose of used battery according to the manufacturer's instructions.

Battery Life Time: 3 years (taking into consideration a typical alarm of 4 minutes Piezo + strobe operation per week).

Current Consumption: Standby - 180µA average, Operation - 430mA average.

Compliance with Standards: Designed to comply with EN 50131-1 Grade 2 Class 4, EN50131-4, EN301489, EN50130-4, EN50130-5, ETSI EN 300 220, FCC Part 15, IP54.

Operating Frequency (MHz): 315, 433.92, 868.95

Supervision Time: 5 minutes

Strobe Light: Pulsed @ 1 sec.

Dimensions (LxWxD): 295x186x63mm (11-5/8 x 7-5/16 x 2-1/2 in)

Color: White (with red, blue, amber or transparent lens)

Operating Temperature: -25°C to 70°C (-13°F to 158°F), RH humidity 75%.

Weight (including battery): 970g (34 oz)

Note: The manufacturer is not responsible for any radio or TV interference caused by unauthorized modifications to this equipment. Such modifications could void the user's authority to operate the equipment.

Interference Prevention

This device complies with FCC Rules Part 15. Operation is subject to two conditions: (1) This device may not cause harmful interference, and (2) this device must accept any interference that may be received or that may cause undesired operation.

The digital circuit of this device has been tested and found to comply with the limits for a Class B digital device, pursuant to Part 15 of the FCC Rules. These limits are designed to provide reasonable protection against harmful interference in residential installations. This equipment generates, uses and can radiate radio frequency energy and, if not installed and used in accordance with the instructions, may cause harmful interference to radio and television reception. However, there is no guarantee that interference will not occur in a particular installation. If this device does cause such interference, which can be verified by turning the device off and on, the user is encouraged to eliminate the interference by one or more of the following measures:

- Re-orient or re-locate the receiving antenna.
 - Increase the distance between the device and the receiver.
 - Connect the device to an outlet on a circuit different from the one which supplies power to the receiver.
 - Consult the dealer or an experienced radio/TV technician.
- Changes or modifications not expressly approved by Visonic Ltd. could void the user's authority to operate the equipment.

3. INSTALLATION, TESTING AND ENROLLING

3.1 Installation

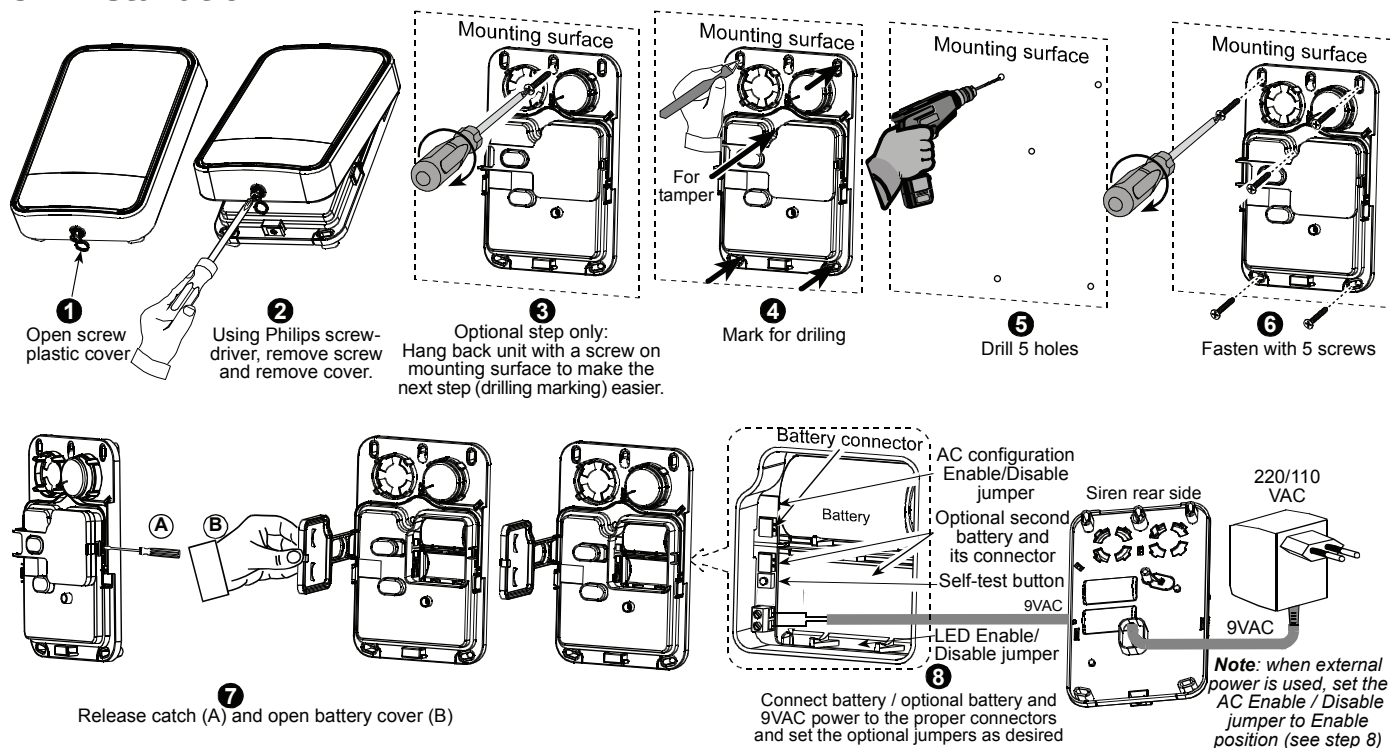


Figure 3 – Installation

3.2 Self-Test

Press the self test button (see figure 3 step 8). Low level piezo sounds and flash lights indicate that the siren is fully operational.

3.3 Enrolling

The PowerMax Pro / PowerMaxComplete alarm system must recognize the siren's unique identification code for command delivery and supervision. To enroll the siren into the alarm system memory, refer to the ENROLLING section of the alarm system installation

instructions, and momentarily press the Self-Test button (see figure 3 step 8) when you are instructed.

After the enrolling, close the siren's cover and perform diagnostic test, as described in PowerMax Pro / PowerMaxComplete installer guide, DIAGNOSTIC section.

Enrolling cancellation, if required, is also described in the alarm system Installer Guide, ENROLLING section.



W.E.E. Product Recycling Declaration

For information regarding the recycling of this product you must contact the company from which you originally purchased it. If you are discarding this product and not returning it for repair then you must ensure that it is returned as identified by your supplier. **This product is not to be thrown away with everyday waste.** Directive 2002/96/EC Waste Electrical and Electronic Equipment.

WARRANTY

Visonic Limited (the "Manufacturer") warrants this product only (the "Product") to the original purchaser only (the "Purchaser") against defective workmanship and materials under normal use of the Product for a period of twelve (12) months from the date of shipment by the Manufacturer.

This Warranty is absolutely conditional upon the Product having been properly installed, maintained and operated under conditions of normal use in accordance with the Manufacturers recommended installation and operation instructions. Products which have become defective for any other reason, according to the Manufacturers discretion, such as improper installation, failure to follow recommended installation and operational instructions, neglect, willful damage, misuse or vandalism, accidental damage, alteration or tampering, or repair by anyone other than the manufacturer, are not covered by this Warranty.

The Manufacturer does not represent that this Product may not be compromised and/or circumvented or that the Product will prevent any death and/or personal injury and/or damage to property resulting from burglary, robbery, fire or otherwise, or that the Product will in all cases provide adequate warning or protection. The Product, properly installed and maintained, only reduces the risk of such events without warning and it is not a guarantee or insurance that such events will not occur.

THIS WARRANTY IS EXCLUSIVE AND EXPRESSLY IN LIEU OF ALL OTHER WARRANTIES, OBLIGATIONS OR LIABILITIES, WHETHER WRITTEN, ORAL, EXPRESS OR IMPLIED, INCLUDING ANY WARRANTY OF MERCHANTABILITY OR FITNESS FOR A PARTICULAR PURPOSE, OR OTHERWISE. IN NO CASE SHALL THE MANUFACTURER BE LIABLE TO ANYONE FOR ANY CONSEQUENTIAL OR INCIDENTAL DAMAGES FOR BREACH OF THIS WARRANTY OR ANY OTHER WARRANTIES WHATSOEVER, AS AFORESAID.

THE MANUFACTURER SHALL IN NO EVENT BE LIABLE FOR ANY SPECIAL, INDIRECT, INCIDENTAL, CONSEQUENTIAL OR PUNITIVE DAMAGES OR FOR LOSS, DAMAGE, OR EXPENSE, INCLUDING LOSS OF USE, PROFITS, REVENUE, OR GOODWILL, DIRECTLY OR INDIRECTLY ARISING FROM PURCHASER'S USE OR INABILITY TO USE THE PRODUCT, OR FOR LOSS OR DESTRUCTION OF OTHER PROPERTY OR FROM ANY OTHER CAUSE, EVEN IF MANUFACTURER HAS BEEN ADVISED OF THE POSSIBILITY OF SUCH DAMAGE.

THE MANUFACTURER SHALL HAVE NO LIABILITY FOR ANY DEATH, PERSONAL AND/OR BODILY INJURY AND/OR DAMAGE TO PROPERTY OR OTHER LOSS WHETHER DIRECT, INDIRECT, INCIDENTAL, CONSEQUENTIAL OR OTHERWISE, BASED ON A CLAIM THAT THE PRODUCT FAILED TO FUNCTION.

However, if the Manufacturer is held liable, whether directly or indirectly, for any loss or damage arising under this limited warranty, **THE MANUFACTURER'S MAXIMUM LIABILITY (IF ANY) SHALL NOT IN ANY CASE EXCEED THE PURCHASE PRICE OF THE PRODUCT**, which shall be fixed as liquidated damages and not as a penalty, and shall be the complete and exclusive remedy against the Manufacturer. When accepting the delivery of the Product, the Purchaser agrees to the said conditions of sale and warranty and he recognizes having been informed of.

Some jurisdictions do not allow the exclusion or limitation of incidental or consequential damages, so these limitations may not apply under certain circumstances.

The Manufacturer shall be under no liability whatsoever arising out of the corruption and/or malfunctioning of any telecommunication or electronic equipment or any programs.

The Manufacturers obligations under this Warranty are limited solely to repair and/or replace at the Manufacturer's discretion any Product or part thereof that may prove defective. Any repair and/or replacement shall not extend the original Warranty period. The Manufacturer shall not be responsible for dismantling and/or reinstallation costs. To exercise this Warranty the Product must be returned to the Manufacturer freight pre-paid and insured. All freight and insurance costs are the responsibility of the Purchaser and are not included in this Warranty.

This warranty shall not be modified, varied or extended, and the Manufacturer does not authorize any person to act on its behalf in the modification, variation or extension of this warranty. This warranty shall apply to the Product only. All products, accessories or attachments of others used in conjunction with the Product, including batteries, shall be covered solely by their own warranty, if any. The Manufacturer shall not be liable for any damage or loss whatsoever, whether directly, indirectly, incidentally, consequentially or otherwise, caused by the malfunction of the Product due to products, accessories, or attachments of others, including batteries, used in conjunction with the Products. This Warranty is exclusive to the original Purchaser and is not assignable. This Warranty is in addition to and does not affect your legal rights. Any provision in this warranty which is contrary to the Law in the state or country where the Product is supplied shall not apply.

Warning: The user must follow the Manufacturer's installation and operational instructions including testing the Product and its whole system at least once a week and to take all necessary precautions for his/her safety and the protection of his/her property.

1/08



VISONIC LTD. (ISRAEL): P.O.B 22020 TEL-AVIV 61220 ISRAEL. PHONE: (972-3) 645-6789. FAX: (972-3) 645-6788
 VISONIC INC. (U.S.A.): 65 WEST DUDLEY TOWN ROAD, BLOOMFIELD CT. 06002-1376. PHONE: (860) 243-0833. (800) 223-0020. FAX: (860) 242-8094
 VISONIC LTD. (UK): 7 COPPERHOUSE COURT, CALDECOTTE, MILTON KEYNES. MK7 8NL. TEL: (0870) 7300800 FAX: (0870) 7300801 **PRODUCT SUPPORT: (0870) 7300830**
 VISONIC GmbH (D-A-CH): KIRCHFELDSTR. 119, D-40215 DÜSSELDORF. TEL.: +49 (0)211 600696-0. FAX: +49 (0)211 600696-19
 VISONIC Iberica: ISLA DE PALMA, 32 NAVE 7, POLÍGONO INDUSTRIAL NORTE, 28700 SAN SEBASTIÁN DE LOS REYES, (MADRID), ESPAÑA.
 TEL (34) 91659-3120, FAX (34) 91663-8468. www.visonic-iberica.es
 INTERNET: www.visonic.com
 ©VISONIC LTD. 2008 MCS-730, D-301680 (REV. 0, 12/08)



MADE IN ISRAEL