



Marketing Bulletin

Brand/product Von Duprin, Price Book 6, Effective July 2018, Rev. 10/18

Date Oct. 1, 2018

Subject Quarterly Price Book Update (Oct. 2018)


Contact Yong Lacy

- Minor price corrections to the 900-4R-FA, 900-8F-FA, 900-8P-FA power supply option boards on page 109.

VON DUPRIN®

Price book 6

Effective July 7, 2018 • Rev 10/18



This price list supersedes and cancels all previous price lists. Prices shown are subject to change without notice.

Administrative Offices

Allegion Administrative Office
11819 N. Pennsylvania St.
Carmel, IN 46032
us.allegion.com

Placing orders

You can place orders with Allegion via the fax number or email listed below:

Email: Order_VonDuprin@allegion.com
Fax#: 1-800-999-0328

Engineering Special Product Quotes

Email: VDI_Specials@allegion.com
Fax #: 1-877-730-6248

Customer Care

Our Customer Care Representatives are available for questions or assistance.
You can reach them at **877-671-7011** (Press/Say 1 for Sales Support | Press/Say 2 for Product Support | Press/Say 3 for SSC) or through the email addresses listed below:

Sales Support

support@allegion.com

Technical Product Support

Exit Devices
Exits_TechProdSupport@allegion.com

Request for Quote

Carolinas
(North Carolina, South Carolina, Virginia)
Carolinas.Quotes@allegion.com

Central
(Arkansas, Illinois, Iowa, Kansas, Missouri, Nebraska, Oklahoma)
Central.Quotes@allegion.com

Chicago
(Illinois-Northern, Wisconsin)
Chicago.Quotes@allegion.com

Florida
Florida.Quotes@allegion.com

Great Lakes
(New York, Pennsylvania)
GreatLakes.Quotes@allegion.com

Metro New York
Metro.Quotes@allegion.com

Michigan
Michigan.Quotes@allegion.com

Mid Atlantic
(Delaware, Maryland, New Jersey)
MidAtlantic.Quotes@allegion.com

Midwest
(Indiana, Kentucky, Ohio, West Virginia)
Midwest.Quotes@allegion.com

Mountain States
(Colorado, Idaho, Montana, Nevada, Utah, Wyoming)
Mtn.States.Quotes@allegion.com

New England
(Connecticut, Main, Massachusetts, New Hampshire, Rhode Island, Vermont)
NewEngland.Quotes@allegion.com

North Central
(Minnesota, North Dakota, South Dakota)
NorthCentral.Quotes@allegion.com

Northern California
NoCal.Quotes@allegion.com

Northwest
(Alaska, Oregon, Washington)
Northwest.Quotes@allegion.com

South
(Alabama, Georgia, Louisiana, Mississippi, Tennessee)
South.Quotes@allegion.com

Southern California
(California-Southern, Hawaii)
SoCal.Quotes@allegion.com

Southwest
(Arizona, New Mexico)
Southwest.Quotes@allegion.com

Texas
Texas.Quotes@allegion.com

Sales Policy	3
General Terms and Conditions of Sale and Service	4-7
Finishes	8
Standard Lever Suites	9
M Collection Levers	10
General Information	11
How to Order	12-13
Special Products	14-18

Exit Devices

22 Series	20-24
33A/35A Series	25-38
55 Series	39-45
88 Series	46-52
98/99 Series	53-70
XP98/XP99 Series	71-76
XP98/XP99 Series	77
94/95 INPACT Series	78-83
2670 Guard-X Series	84-85

Exit Device Options

-2 - Double Cylinder	66, 75
-2SI - Double Cylinder with Security Indicator	66, 75
AM - Anti-Microbial Finish	38, 68
AX - Accessible Device	24, 38, 66, 75, 83
CD - Cylinder Dogging	35, 66, 75
CDSI - Cylinder Dogging w/Indicator	35, 66, 75
CI - Cylinder Dogging Indicator	66, 75
CON - Connectors	24, 38, 70, 73, 108
Crossbar Options	52
CS - Cable System	37, 68
CX - Chexit	37, 70, 77
DI - Dogging Indicator	66, 75
E - Electric Unlocking	38, 52, 70
EL - Electric Latch Retraction	36, 69, 76
Flush Transom	52
HDSI - Hex Dogging w/ Indicator	35, 66, 75
HH - Hurricane	35, 66
INS - Insculclad or Applied Panel	36, 67
LBR - Less Bottom Rod	24, 38, 67, 79
LD - Less Dogging	24, 35, 66, 75
LX - Latchbolt Monitoring	24, 26, 36, 69, 76, 83
PL - Pullman Latches	37, 52, 67
PN - Pneumatic	35, 69
QEL - Quiet Electric Latch Retraction	36, 69, 76, 83
RX - Request to Exit	24, 36, 52, 69, 76
SD - Special Center Case Dogging	69, 75, 76, 66
SG - Safety Glow	35, 67
SS - Signal Switch	36, 69, 83, 88
Touchbar Options	67
WH - Weep Holes	35, 68
WS - Windstorm	66

Exit Locks - Latching Hardware

GUARD-X	84-85
---------------	-------

Accessories

Dummy Cross Bars	88-88
Strikes	89
Trims	90-94
Control Trims	95-96
Cylinder Controls	97
Cover Plates	98
Cylinders	98
Glass Bead Kits	98
Mullions	99-100
Rod and Latch Guards	100
Mortise Locks	100
237 Two Point Latch	101
Extension Rod Kits	102
One Piece Top Rod Kits	102
Security Screw Packages	103
Sex Bolts	104

Electrical Products

Alarm Kits/Mortise Locks	106
Switches/Delayed Exit System/Interface Boxes/Relays	107
Allegion Connect/Electric Power Transfers	108
Power Supplies	109
Electric Strikes	110-112
Monitor Strikes/Schlage Electronic Trim	112

Parts

Numerical Index	114-117
22 Series	118-119
33A/35A Series	120-125
33/3550AWDC Series	126
330/350 Series	127
55 Series	128-130
88 Series	131-136
98/99 Series	137-142
98/9949 Series	143
98/9950WDC Series	144
XP98/99 Series	145
94/95 INPACT Series	146
7500 Series Mortise Lock	147
Controls	148-150
Trims	151-156
Mullions	157
Screw Packs/ Shims/ Miscellaneous	158
Maintenance Kit and Replacement Packages	159
Electric Strikes	160-164
Electric Parts	164-166
GUARD-X	167
Service Replacement Items	168
Part Number Cross Reference	169-170
Wiring Diagrams	171

Sales Policy

General: The Company will comply with applicable laws and regulations in effect on the date of the Company's proposal as they may apply to the manufacture of the Equipment. Compliance with any local governmental laws or regulations relating to the location, use or operation of the Equipment, or its use in conjunction with other equipment, shall be the sole responsibility of the Purchaser.

Title and Risk of Loss: Title and risk of loss or damage to the Equipment shall pass to the Purchaser upon tender of delivery F.O.B. manufacturing facility unless otherwise agreed upon by the parties, except that a security interest in the Equipment shall remain in the Company, regardless of mode of attachment to realty or other property, until full payment has been made therefor. Purchaser agrees upon request to do all things and acts necessary to perfect and maintain said security interest and shall protect Company's interest by adequately insuring the Equipment against loss or damage from any cause wherein the Company shall be named as an additional insured.

Minimum Charge: Minimum invoice is \$50.00 net product value, excluding freight charges.

Non-Standard and Special Items: Contact factory for availability and price of non-standard finishes and special items not listed in this price book. Additional charges may be accrued for product modification or engineering services.

Additional charges may be necessary for furnished material for doors, frames, and rabbeted frames, other than standard. Submit door and frame detail if quotation is desired 1-3/4" and 2-1/4" are considered standard.

Purchase Authorization: Prior credit approval will be required from all purchasers. Possession of this price book does not imply the right to purchase from Von Duprin, Inc. Authorized Von Duprin, Inc. distributors will be required to maintain a minimum of \$25,000.00 in net purchases per year to be maintained as a direct factory account.

Patents: The Company shall defend any suit or proceeding brought against the Purchaser and shall pay any adverse judgment entered therein so far as such suit or proceeding is based upon a claim that the use of the Equipment manufactured by the Company, and furnished under this contract constitutes infringement of any patent of the United States of America, providing the Company is promptly notified in writing and given authority, information and assistance for defense of same; and the Company shall, at its option, procure for the Purchaser the right to continue to use said Equipment, or to modify it so that it becomes non-infringing, or to replace the same with non-infringing equipment, or to remove said Equipment and to refund the purchase price. The foregoing shall not be construed to include any agreement by the Company to accept any liability whatsoever in respect to patents for inventions including more than the Equipment furnished hereunder, or in respect of patents for methods and processes to be carried out with the aid of said Equipment. The foregoing states the entire liability of the Company with regard to patent infringement.

Terms and Conditions

Allegion General Terms and Conditions of Sale and Service

1. GENERAL/ACCEPTANCE. (a) This Agreement contains the only terms and conditions by which Company will quote and sell Deliverables to Customer; (b) The terms "purchase order" or "order" for the purposes of this Agreement include the term "request for quotation," as appropriate; (c) This Agreement supersedes all pre-printed or boilerplate terms and conditions set forth in any purchase order issued by Customer; (d) No reference herein to Customer's purchase order will in any way incorporate different or additional terms and conditions, all of which Company hereby expressly objects to; (e) **ANY ACCEPTANCE BY COMPANY OF CUSTOMER'S PURCHASE ORDER IS EXPRESSLY CONDITIONED ON THE CUSTOMER'S ASSENT TO AND ACCEPTANCE OF THE TERMS AND CONDITIONS CONTAINED IN THIS AGREEMENT;** (f) Company reserves the right to decline any order, in whole or in part, for any reason.

2. ORDERS.

a. **Order Processing.** When Customer wishes to place an order for Deliverables, it will deliver to Company a purchase order. All such purchase orders must (i) be in a written format acceptable to Company, (ii) be legible, (iii) include a purchase order number, (iv) include Customer's account number, invoice address, ship to address, shipping method, shipper's letter of instruction for international shipments, part number, pricing, and designated contact information, (v) include, if applicable, any special configuration ID numbers, necessary programming information, special factory instructions, and requested specifications regarding a particular finish, handling, design, backset, or strike, (vi) reference any applicable pricing discounts under an ongoing buying program or based on a written quote from Company, along with the applicable buying program number or quotation number, and (vii) not combine buying program and quoted product on the same order.

b. **Minimum Orders.** In the event the order value does not meet any required minimum net Deliverable value, Company may, at its sole discretion, (i) increase the quantity of items in the order to meet the minimum net Deliverable value requirement; (ii) apply a minimum order charge; (iii) reject the order, or (iv) waive the requirement, provided that the waiver of a requirement for one order shall not constitute a waiver of the requirement for any future orders.

c. **Acceptance of Purchase Orders.** Company will endeavor to (i) acknowledge receipt of each purchase order issued in accordance with this Agreement, and (ii) notify Customer whether Company accepts or rejects the purchase order. If Company fails to accept or reject a purchase order within a reasonable time period, such failure to respond will be deemed a rejection of the entire order. Orders that combine buying program and quoted product on the same order will be routed back to your local SSC office in order to review subject purchase order.

d. **Changes to Order/ Cancellation of Orders.** Additional terms and conditions regarding order changes and cancellations are available on the Allegion customer website, **WHICH TERMS ARE EXPRESSLY INCORPORATED HEREIN BY REFERENCE.** Unless otherwise provided herein, Customer acknowledges that (i) requesting a Change Order may cause a delay in the scheduled shipment date, a longer lead time or result in a new scheduled shipment date; (ii) Orders may not be changed after 48 hours of Company's order acknowledgment; (iii) After 48 hours of Company's order acknowledgment, all changes to an accepted purchase order will be subject to a Change Order charge of 25% of the net Deliverable value, plus the cost of labor and fabrication or raw material that Company incurred prior to the receipt of the Change Order from Customer, or that may be required due to the Change Order; (iv) the requested change may result in additional charges for labor, fabrication, and raw material, and (v) if Customer cancels an order or portion of an order that includes Deliverables that have been manufactured and prepped for shipping, a 45% restocking fee will apply. Notwithstanding the foregoing, Customer cannot change or cancel credential orders, reader orders, biometrics orders or any non-cataloged, special, Custom or nonstandard items once they have been placed. All cancelled orders for a Non Recurring Expense (NRE), credential orders, reader orders, biometrics orders, and/or Custom orders will be subject to a cancellation charge of 100% of the acknowledged price.

e. **Add-ons.** Add-on orders will not be accepted. Additions to orders will be entered as separate stand-alone orders and must qualify for all terms of sale, including discounts, on an individual basis.

f. **Fast-Track Orders.** No changes or cancellations will be accepted on the 24-Hour Fast Track Program. For 3-day Fast Track orders, changes and cancellations may only be requested by Customer within 24 hours of Company's order acknowledgment if the order has not shipped. For 5-Day Fast Track orders, changes and cancellations may only be requested by Customer if the order has not shipped and if the request is made to Company within 48 hours of Company's order acknowledgment. Return Material Authorization (RMA) for Deliverables must be processed through Fast Track Customer Service.

g. **Steelcraft Orders.** For all Steelcraft orders, changes or cancellations are allowed without penalty only if made within 48 hours of Company's order acknowledgment, and provided that the order has not shipped. Some exceptions do apply – please consult the factory. Changes are not allowed on Rapid Program orders after the order has been entered and acknowledged. After 48 hours of Company's order acknowledgment, all changes or cancellations are subject to a charge of 25% of the order. Unless otherwise specified by Company in writing, any changes to orders acknowledged by Company that affect the delivery date will be deemed a new order and will require acknowledgement by Company as provided in this Section. Additional products, features, terms and conditions regarding the Rapid Program are available on the Allegion customer website, **WHICH TERMS ARE EXPRESSLY INCORPORATED HEREIN BY REFERENCE.**

3. PRICES, INVOICES AND PAYMENT.

a. **Prices.** The prices in Company's Price Book are subject to change at any time, without notice to Customer. Company may charge Customer additional amounts if Customer requests special packing, marking, shipment, product modification, or engineering services. Oral prices specified by Company are null and void. Quote numbers must be referenced on Customer's purchase order in order for the Company's quoted pricing to apply. Orders that do not reference a quote number will receive buy program pricing or book net pricing. Quoted prices are for those specific products quoted for a specified job, and are subject to the Price Book in effect at the time Company receives the order.

b. **Taxes.** Prices do not include any present or future federal, state or local property, license, privilege, sales, use, excise, gross receipts or other like taxes or assessments which may result from transactions or any services performed in connection therewith. Any taxes, charges, or duties imposed by any governmental authority on the sale of Deliverables will be paid by Customer, in addition to the selling price specified by Company.

c. **Payment Terms.** Company will deliver to Customer an invoice with each shipment of Deliverables hereunder. Customer will pay all invoiced amounts within 35 days of the invoice date (subject to any early pay discounts that may be offered to Customer by Company in its sole discretion). Customer will make all payments in United States dollars. Past due invoices will be subject to a late payment service charge of 1.5% per month on any overdue unpaid balance, equivalent to 18% per annum, or the maximum rate permitted by law,

whichever is less. Customer shall reimburse Company for all costs of collection, including, without limitation, reasonable attorneys' fees, for any overdue amount owed by Customer to Company, and such collection costs shall also be subject to interest charges.

4. QUOTATIONS.

a. **Project Quotations.** Project or new construction quotes are restricted to the specific project quoted for the quantities, finishes, and series of Deliverables referenced on the quote. Company reserves the right to require proof of sale of Company products for any quoted project.

b. **Stock Quotations.** Deliverables fulfilling stock quotations may only be used for the following: i) Stocking of the Customer's shelves for small, quick-turn, discretionary projects, or ii) Sale to a general contractor or installer for new construction. Stock quotations may not be used for any project containing any Company no-substitution, specified products. Deliverables purchased under Stock Quotations cannot be redistributed to other Customer branch locations or re-sold to other resellers or used for aftermarket sales, end-user annual contracts or sold over the counter to any walk in trade.

c. **General.** All quotes are subject to this Agreement, unless otherwise specified by Company, and are subject to change at any time prior to Company's acceptance of a purchase order referencing the applicable quote number. Company, its representatives and employees reserve the right, in their sole discretion and for any reason, to refuse a Customer's request to quote a price other than the standard list price, regardless of whether Company or its representatives or employees have previously quoted discounted prices to the Customer on some or all of its orders. Customer's failure to comply with this Section 4 will be considered a material breach of this Agreement, and will entitle Company to immediately terminate any purchase orders and/or Customer's ability to distribute Company's products.

5. SECURITY INTEREST. Customer grants Company, and Company retains, a purchase money security interest and lien on any and all of Customer's rights, title and interest in each Deliverable sold by Company to Customer, wherever located, until the invoice for the applicable Deliverable(s) is paid in full, including any late charges and costs of collection. Customer authorizes Company to, and will assist Company to, taking all necessary steps to perfect and maintain Company's interest in such Deliverables.

6. CREDIT TERMS. Unless Customer pre-pays all of its purchase orders in advance, its purchase orders will be subject to the credit limit and other terms of credit ("Credit Terms") set forth in Company's credit application, which Credit Terms Customer acknowledges are subject to change by Company at any time. Company reserves the right to request payment in advance of shipment or any order or to request adequate assurances for Customer's payment of an order and may withhold or stop shipment, without any liability to Company, until Customer submits payment or adequate assurance of payment.

7. RESALE OF DELIVERABLES. Customer agrees and warrants that it will offer Company products in support of Company-written specifications and will maintain sufficient inventory to adequately support End Users, installers, and/or general contractors' needs. Company may implement an MSRP or a resale pricing programs at any time in its sole discretion. Failure to comply with such program(s) will be considered a material breach of this Agreement, and will entitle Company to immediately terminate any purchase order and/or Customer's ability to distribute Company's products. Customer shall, at its own expense, gain and maintain sufficient knowledge of the industry and products competitive with Deliverables so as to be able to (a) explain in detail to End Users, installers, and/or general contractors the differences between the Deliverables and competing products, (b) ensure that an adequate number of trained, capable and qualified technical personnel with sufficient knowledge of the Deliverables and who have obtained all necessary licenses and permits are available to assist End Users, installers, and/or general contractors, and (c) respond to such End Users, installers, and/or general contractors with respect to the general operation and use of the Deliverables including, but not limited to, (1) acting as a liaison between the End Users, installers and/or general contractors and Company in matters requiring Company participation, (2) providing general product information and configuration support on standard protocols and features, (3) collecting relevant technical problem identification information, and (4) posting and distributing any warranty information concerning the Products in accordance with Company's instructions. Customer is responsible for all service and support resulting from the re-sale of any Deliverable to End-Users, installers and/or general contractors, examples of which may include, but are not limited to, support activities such as installation, initialization, software set-up, training, trouble-shooting, technical support and field service. In the event Customer is unwilling or unable to perform said support activities, Company reserves the right to recover from Customer any and all expenses incurred by Company to resolve the aforementioned End-User, installer and/or general contractor issues. Technical product training is recommended for Customer in order to fully service and support Deliverables purchased from Company that are resold to End-Users, installers and/or general contractors.

8. DEFAULT. If Customer is in default of payment or otherwise with respect to any purchase order or other contract with Company, Company shall have the right, in addition to all other legal remedies and without prejudice to any of its right hereunder, to defer further shipments under that or any other purchase order until such default is corrected and to declare all outstanding bills of Customer to be immediately due and payable.

9. INSPECTION AND DELIVERY.

a. **Inspection.** Customer will inspect all Deliverables immediately after receiving them. Customer will be deemed to have accepted the Deliverables unless Customer notifies Company in writing of any nonconformance within 10 days of delivery and provides Company written evidence reasonably documenting that nonconformance. Inspection of Deliverables at Company's facility is not permitted.

b. **Delivery.** Delivery schedules for Deliverables are based upon current production capacities, material or component availability, and inventory, and may be changed by Company as conditions require. Delivery schedules for services are based upon Company's prompt receipt of, and prompt access to, Customer's equipment and all information necessary to complete the services. In no event will any delivery date be construed as falling within the meaning of "time is of the essence." Partial delivery shall be accepted by Customer and paid for at the price and on the terms stated herein. Any partial delivery shall constitute a separate sale, and payment shall be separately made when due. If any part of a delivery hereunder is not delivered by Company in accordance with Customer's purchase order, this Agreement shall not be affected thereby.

10. TITLE & RISK OF LOSS. Unless otherwise specified by Company, (i) where the Customer is located in the United States, all Deliverables will be sold "Uniform Commercial Code, FOB Origin, Company's factory"; and (ii) where the Customer is located outside of the United

Terms and Conditions

States, all Products will be sold "Ex-works, Company's factory (Incoterms 2010)." In either instance, title and risk of loss will pass to Customer upon delivery to the carrier at Company's factory, provided, however, as set forth herein, Company shall retain a security interest in the Deliverables until full payment has been made therefore, and Customer agrees, upon request, to do all things and acts necessary to protect Company's interest by adequately insuring the Deliverables against loss or damage from any cause and to have Company named as an additional insured. Customer will promptly provide Company with a copy of the relevant certificate of insurance upon Company's request.

11. SHIPPING.

a. **Freight Charges.** Company will ship all Deliverables in accordance with Company's freight shipment guidelines, which are set forth on the My Allegion Portal ("Freight Shipping Guidelines"), **WHICH TERMS ARE EXPRESSLY INCORPORATED HEREIN.**

b. **Rush Charges.** Expedited order options are available as set forth in Company's Freight Shipping Guidelines.

c. **Packing and Marking.** Company will pack, mark, and ship Deliverables according to its standard procedures for shipment, unless the parties agree, in writing, that Company will comply with any special instructions provided by Customer. Special instructions may result in an increased price.

d. **International Shipments.** For all international orders, a Shipper's letter of instruction must be submitted in writing with the order. Failure to do so will result in the order being rejected. Complete adherence to this order requirement will be strictly enforced. Company will not be held liable for any charges resulting from delays due to lack of complete required information being supplied.

e. Once received by the Company, a purchase order cannot be combined with any other order to increase average order size as it relates to Company's Freight Shipping Guidelines. However, for orders placed under Company's FastTrack 24 Hour/5 Day Program (available for Schlage, Von Duprin, LCN and Glynn-Johnson products); ii) FastTrack 24 Hour/3 Day Program (available for Ives products); or ProExpress (available for specific product lines stated in the ProExpress price book for Falcon, Ives, Glynn Johnson, LCN, Schlage and Von Duprin products), the applicable brands or product categories may, subject to certain order requirements identified by Company, be combined on a single order to increase average order size used in Company's Freight Shipping Guidelines.

12. CLAIMS. All claims must be submitted in writing to Company as follows: (i) All claims for price must be submitted within thirty (30) days from the date of invoice; (ii) All claims regarding Deliverable quantity or incorrect orders must be submitted within ten (10) days from the date of delivery; (iii) All claims for damage to Deliverables (while in the care, custody, and control of Company) must be submitted within thirty (30) days from the date of invoice; (iv) All claims for loss or damage to Deliverables while in the care, custody, and/or control of a carrier will be the responsibility of Customer, unless otherwise agreed by the parties.

13. PRODUCT CHANGES. Company's product policy is one of ongoing update and revision, and accordingly, Company reserves the right to change, without notice, the design of, or the process of manufacturing, the Deliverables covered by this Agreement.

14. PRODUCT USAGE LIMITATION. Customer agrees: (i) not to sell or use a Deliverable in any manner contrary to the manner in which the Deliverable is intended to be used; and/or (ii) not to modify the design of any Deliverable for use with another product without the prior written consent of Company.

15. PRODUCT RETURNS. Unless otherwise agreed by the parties in writing, Deliverables that are correctly furnished by Company per the purchase order may not be returned unless Customer receives written authorization from Company. If returns are authorized by Company, a return merchandise authorization ("RMA") number must be provided by Company. Deliverables identified under such RMA must be returned to Company within 90 days of issuance of the RMA. Such RMA number and any accompanying RMA documents, the original invoice number, and a written explanation for the return must be included with the returned Deliverables in order for Company to inspect and approve a credit for the return. **For warranty returns,** a credit in the amount of the original purchase price will only be issued if, after Company's receipt and inspection of the returned Deliverables, Company confirms, in its sole discretion, the defect is valid and approves the return. **For non-warranty returns/ convenience returns,** in the event Company approves such a return, in its sole discretion, the following shall apply: (a) the total amount of Deliverables requested to be returned shall be a minimum of \$250.00; (b) a credit will be made to Customer's account in the amount of the original purchase price less freight and a handling charge of 45% of the net material on the original invoice; and (c) only Deliverables that are new, current, standard, non-obsolete, non-specially manufactured, unused, in their original condition as at the time of sale by Company to Customer, in their original packaging and in Customer's inventory less than 180 days from the date of shipment by the Company, and not ordered as part of a master key solution may be considered by Company for return. Such credit will only be issued if, after Company's receipt and inspection of Deliverables, Company approves the return. The amount of final credit will be determined upon receipt at the factory and following Company's inspection and analysis of the condition of the returned material. Company retains the right to deny credit to anyone for any reason.

16. CONFIDENTIAL INFORMATION.

a. **Non-Use And Non-Disclosure.** Customer shall not use the Confidential Information of the Company except for the purpose of performing its obligations under this Agreement or exercising the rights granted herein (the "Purpose"). Customer shall protect Confidential Information of the Company from disclosure and unauthorized use in the same manner that it protects its own Confidential Information, but in no event shall such standard of care be less than reasonable care. Customer may disclose Confidential Information of the Company only to its employees who require such information for the Purpose and who are subject to confidentiality obligations at least as protective as those set forth herein.

b. **Proprietary Information and Advice.** (a) All designs, data, and specifications provided by Company are proprietary and may not be disclosed or reused by Customer without the prior written consent of Company; (b) Company assumes no obligation or liability for any advice given by Company, the results obtained, or damages incurred as a result of such advice, and all such advice is given and accepted at Customer's risk.

c. **Return.** Upon the termination or expiration of a purchase order or this Agreement or upon the request of the Company, the Customer agrees to end all further use of, to immediately return to the Company the original version of, and to delete or destroy all copies of, any and all Confidential Information of the Company.

17. TRADEMARKS. Except as agreed to by Company in writing, Customer agrees not to (a) use Company's name in any form of publicity; or (b) use, create, register or market, directly or

indirectly, in whole or in part, Company's names, logos, brands, or any other trademarks, or names that are now or may hereafter be owned by Company, as part of Customer's corporate or business name, as part of an internet domain name, uniform resource locator (URL), or in any way connected with Customer's business, trade address or other designations. Upon termination of this Agreement or upon the request of company for any reason, any use of Company's trademarks or names will be immediately discontinued.

18. LIMITED WARRANTY.

COMPANY MAKES NO OTHER WARRANTIES EXCEPT THOSE STATED IN COMPANY'S LIMITED WARRANTY IN EFFECT ON THE DATE COMPANY ACCEPTS EACH APPLICABLE PURCHASE ORDER ("LIMITED WARRANTY"). THE LIMITED WARRANTY MAY BE FOUND IN THE APPLICABLE PRICE BOOK AND ON THE ALLEGION CUSTOMER WEBSITE, WHICH TERMS ARE EXPRESSLY INCORPORATED HEREIN BY REFERENCE. COMPANY WILL MAIL CUSTOMER A HARD COPY OF THIS WARRANTY UPON CUSTOMER'S WRITTEN REQUEST. IN THE EVENT THAT CERTAIN DELIVERABLE WARRANTIES ARE NOT FURNISHED BY THE COMPANY TO CUSTOMER, COMPANY WARRANTS ONLY TO CUSTOMER THAT THE DELIVERABLES WILL BE FREE FROM DEFECTS IN MATERIAL AND WORKMANSHIP FOR A PERIOD OF 12 MONTHS FROM THE DATE OF SHIPMENT OF THE DELIVERABLES. COMPANY'S SOLE OBLIGATION UNDER THIS WARRANTY IS LIMITED TO REPAIRING OR REPLACING, AT COMPANY'S OPTION, THE DEFECTIVE DELIVERABLE, PROVIDED WRITTEN NOTICE OF THE DEFECT OR NONCONFORMANCE IS PROVIDED BY CUSTOMER WITHIN 30 DAYS OF DISCOVERY OF THE DEFECT OR NONCONFORMANCE. COMPANY DISCLAIMS ALL OTHER WARRANTIES, EXPRESS OR IMPLIED, WITH RESPECT TO THE DELIVERABLES, INCLUDING BUT NOT LIMITED TO, ANY IMPLIED WARRANTIES OF NON-INFRINGEMENT, MERCHANTABILITY, OR FITNESS FOR A PARTICULAR PURPOSE.

a. **Exclusions.** The provisions of this Limited Warranty do not apply to Deliverables that: (A) are not the proper size for the application; (B) are not installed in accordance with Company's published installation instructions; (C) are installed with improper or incorrect parts and/or are used for purposes for which they are not designed or intended; (D) have been repaired or altered without the Company's prior written consent; (E) have been subjected to misuse, abuse, negligence or accident; (F) have been improperly stored, installed, maintained or operated; (G) have been used in violation of written instructions provided by Company to Customer; (H) have been subjected to improper temperature, humidity, or other environmental conditions, or (I) have been affected by normal wear and tear. In addition, the provisions of this Limited Warranty do not apply to any defects or issues with the design or performance of equipment or products not manufactured by Company, nor does it apply to any code compliance or permit requirements for the assembly, installation, erection or construction of any goods. Company is not responsible for loss or damage resulting from use of Deliverables in conjunction with parts or systems not manufactured by Company. Accessories or products furnished by the Company, but manufactured by others, shall carry whatever warranty the manufacturers have conveyed to the Company and which can be passed to Customer.

b. **Services.** Company warrants that its services will be free from defects in material and workmanship for a period of 12 months from the date of completion of the particular items of service. Company's sole obligation under this service warranty is limited to repair or reperformance, at its option of the service, provided however, if repair or reperformance is either impractical or impossible, the Company will refund to Customer that portion of the price paid to Company for any defective service, provided written notice of the defect or nonconformance is provided by Customer within 30 days of discovery of the nonconformance.

c. **Notification.** Customer agrees to immediately notify Company in writing if any claim is made against Customer for any damages caused by any modules, parts, products, service or other Deliverables which may be the direct result of any defect in the manufacture of such aforementioned products. Customer agrees to cooperate with Company and its counsel in the defense of such claim and Customer agrees not to settle such claim without Company's written consent. If Customer fails to notify Company of such claim or fails to cooperate in such defense as aforesaid, then Company shall be discharged from any obligations under this Section and shall have no further liability to Customer.

d. **Exceptions.** The following costs and expenses are not covered by the provisions of these limited warranties: (i) labor costs for the removal and reinstallation of Deliverables or other manufacturer's products; (ii) shipping and freight expenses required to return Deliverables to Company; (iii) normal maintenance; and (iv) economic losses. In addition, the provisions of this warranty are not applicable to anything other than defects in Company's material (products only) or workmanship.

19. LIMITATION OF REMEDIES.

CUSTOMER'S EXCLUSIVE AND SOLE REMEDY ON ACCOUNT OF, OR IN RESPECT OF, THE FURNISHING OF NON-CONFORMING DELIVERABLES, SHALL BE TO (A) SECURE REPAIR OR REPLACEMENT OF THE PRODUCTS; OR (B) SECURE REPAIR OR RE-PERFORMANCE OF THE SERVICES OR TO OBTAIN A REFUND OF THE PRICE PAID FOR THE DEFECTIVE SERVICE, ALL AT COMPANY'S OPTION. IN NO EVENT WILL THE COMPANY'S MAXIMUM LIABILITY EXCEED THE SELLING PRICE FOR THE DELIVERABLE. THE WARRANTY, OBLIGATIONS AND LIABILITIES OF COMPANY (INCLUDING ITS SUPPLIERS) AND THE RIGHTS AND REMEDIES OF CUSTOMER ARE EXCLUSIVE AND ARE IN LIEU OF AND CUSTOMER HEREBY WAIVES AND RELEASES ALL OTHER WARRANTIES, OBLIGATIONS, REPRESENTATIONS OR LIABILITIES EXPRESS OR IMPLIED ARISING BY LAW, IN CONTRACT, TORT (INCLUDING NEGLIGENCE OR STRICT LIABILITY) OR OTHERWISE, INCLUDING BUT NOT LIMITED TO (I) ANY IMPLIED WARRANTY OF MERCHANTABILITY OR FITNESS FOR A PARTICULAR PURPOSE OR ANY WARRANTY IMPLIED THROUGH COURSE OF PERFORMANCE, COURSE OF DEALING, OR USAGE OF TRADE OR (II) CLAIMS ARISING OUT OF THE NEGLIGENCE OF COMPANY OR COMPANY'S SUPPLIERS OR (III) ANY OTHER CLAIM ARISING OUT OF, CONNECTED WITH, OR RESULTING FROM THE PERFORMANCE OF COMPANY OR FROM THE DESIGN, MANUFACTURE, SALE, REPAIR, LEASE OR USE OF THE DELIVERABLE, OR ANY COMPONENT THEREOF, DELIVERED OR RENDERED HEREUNDER OR OTHERWISE.

20. INDEMNIFICATION AND LIMITATION OF LIABILITY. a. Customer shall indemnify, defend and hold Company, and its officers, directors, employees, customers, Affiliates, suppliers, users and agents, (collectively the "Indemnitees") harmless from and against any and all damages, claims, losses, expenses, costs, obligations, liabilities, including without limiting the generality of the foregoing, liabilities for court costs and attorneys' fees, suffered directly or indirectly by an Indemnitee by reason of, or arising out of any injury, death or loss to any person, or injury to any property (collectively, "Damages"), received or sustained by any person(s) or property, arising out of, occasioned by, attributable or related to i) any breach of any representation or warranty made by Customer, its officers, directors,

Terms and Conditions

employees, affiliates, users, agents, representatives or customers to Company or any third party, (ii) any failure by Customer to perform or fulfill any of its covenants, acts and/or omissions to Company or to any third party, or (iii) any litigation, proceeding or claim by any third party relating in any way to the obligations of Customer and/or the Deliverables sold by Company to Customer hereunder. Customer shall not consummate any settlement of any indemnified claim without the Indemnitees' prior written consent. Customer's obligation to indemnify Indemnitees will continue in full force and effect notwithstanding the termination or expiration of any order under this Agreement. In any claim against an Indemnitee by an employee of Customer or any subcontractor or anyone directly or indirectly employed by any of them or anyone for whose acts they may be liable, the indemnification obligations set forth in this Section shall not be limited in any way by or for Customer or any subcontractor under any applicable worker's compensation act, disability or other employee benefit act, or insurance coverage. This provision shall survive termination of any order or Agreement. **IN NO EVENT WILL COMPANY, ITS OFFICERS, DIRECTORS, EMPLOYEES, CUSTOMERS, AFFILIATES, USERS AND AGENTS, (NOR COMPANY'S SUPPLIERS) BE LIABLE FOR ANY INCIDENTAL, CONSEQUENTIAL, INDIRECT, SPECIAL, OR PUNITIVE DAMAGES OF ANY KIND OR NATURE UNDER ANY CIRCUMSTANCES INCLUDING, BUT NOT LIMITED TO, LOSS OF USE OF THE PRODUCTS, SERVICE INTERRUPTION, LOSS OF PROFITS, LOSS OF REVENUE, LOSS OF INTEREST, LOST GOODWILL, LOSS OF DATA, WORK STOPPAGE, IMPAIRMENT OF OTHER GOODS, LOSS BY REASON OF SHUTDOWN OR NON-OPERATION, INCREASED EXPENSES OF OPERATION, OR CLAIMS OF CUSTOMER'S CUSTOMERS, OR ANY OTHER LOSSES OR DAMAGES ARISING OUT OF ANY LACK OR LOSS OF USE OF THE DELIVERABLES WHETHER BASED ON CONTRACT, WARRANTY, TORT (INCLUDING, BUT NOT LIMITED TO, STRICT LIABILITY OR NEGLIGENCE), PATENT INFRINGEMENT, OR OTHERWISE, EVEN IF ADVISED OF THE POSSIBILITY OF SUCH DAMAGES.**

b) **INTELLECTUAL PROPERTY INDEMNITY.** Company makes no representation or warranty to the Customer that the Deliverables shall not infringe any intellectual property rights including, without limitations, claims arising from patent, copyright, trademark, trade secret, or other intellectual property infringement. Customer agrees to hold Company harmless from and defend the Company against any such claim of intellectual property infringement, including any Damages resulting from that claim, the cost of complying with any preliminary or permanent injunction, and all other costs of defense (including the attorneys' fees and costs), in connection with the foregoing.

c) To the extent that applicable law does not permit any limitations set out in this Agreement, such limitation shall not be applied or invoked. Nothing in this Agreement will be interpreted to disclaim liability of Company or the Indemnitees for gross negligence or willful misconduct. The limitations of remedy and liability herein shall not be interpreted to affect Company's obligations, if any, for claims for (i) property damage, (ii) personal injury, or (iii) wrongful death asserted by persons who are not parties to or beneficiaries of this Agreement. Further, the limitations of remedy and liability herein shall not be interpreted to limit Company's or Customer's right, if permitted by applicable law, to assert a claim for contribution among joint tortfeasors in connection with a claim by a person who is not a party to this Agreement.

21. CERTIFICATIONS. Certification of Deliverables for compliance with UL and ANSI standards are tested and performed by third-party independent laboratories. Any field modification or alteration of certified Deliverables will void certification and Company is not liable to Customer to certify any modified or altered Deliverable.

22. TERM FOR CLAIMS. NO ACTION ARISING OUT OF ANY CLAIMED BREACH OF THIS AGREEMENT BY COMPANY MAY BE BROUGHT BY CUSTOMER MORE THAN ONE (1) YEAR AFTER THE CAUSE OF ACTION HAS ARISEN.

23. CONSUMER PRODUCTS WITH RESPECT TO "CONSUMER PRODUCTS" AS DEFINED UNDER THE MAGNUSON-MOSS WARRANTY ACT ("MMWA"), THE FOLLOWING STATEMENTS ARE MADE. (A) SOME STATES OR LOCAL LAWS DO NOT ALLOW LIMITATIONS ON HOW LONG AN IMPLIED WARRANTY LASTS, SO THE ABOVE LIMITATION MAY NOT APPLY TO YOU; (B) IF ANY IMPLIED WARRANTY IS PROVIDED UNDER THE MMWA, IT IS LIMITED TO THE DURATION OF THE WARRANTY PROVIDED IN SECTION 18 ABOVE. (C) SOME STATES OR LOCAL LAWS DO NOT ALLOW THE EXCLUSION OR LIMITATION OF INCIDENTAL OR CONSEQUENTIAL DAMAGES, SO THE ABOVE LIMITATION OR EXCLUSION MAY NOT APPLY TO YOU; AND (D) THIS WARRANTY GIVES YOU SPECIFIC LEGAL RIGHTS AND YOU MAY ALSO HAVE OTHER RIGHTS WHICH VARY FROM STATE TO STATE OR LOCATION TO LOCATION.

24. FORCE MAJEURE/EXCUSABLE DELAY. Any delay or failure of Company to perform its obligations hereunder will be excused to the extent that it is caused by an event or occurrence beyond Company's control such as, by way of example and not by way of limitation, acts of God, acts by any governmental authority (whether valid or invalid), governmental laws and regulations not presently in effect, fires, floods, windstorms, explosions, riots, natural disasters, wars, sabotage, accidents, labor problems (including, without limitation, lockouts, strikes, and slowdowns) at Company's facility, its source plant or their suppliers, inability to obtain power, material, labor equipment, or transportation, or court injunction or order. The delivery date will be extended for a time equal to that of the delay and the schedule for Company's performance will be deemed adjusted to that effect.

25. ENTIRE AGREEMENT AND AMENDMENT. This Agreement, together with the attachments, exhibits, webpages, or supplements specifically referenced and incorporated herein, constitute the entire agreement between Company and Customer with respect to the matters contained herein and supersede all previous communications, representations, or agreements, either oral or written between Company and Customer. No agreement or understanding varying or expanding this Agreement will be binding upon either party unless it is in writing and signed by a duly authorized representative of each party hereto.

26. CONFLICTS. In the event of any conflict or inconsistency between the terms of any agreement, or any part of an agreement or the various documents (including, but not limited to, electronic documents) between Company and Customer, unless the parties agree otherwise in writing, the various components of the agreements shall be given the following precedence (in descending order of precedence): a) any master agreement or long term agreement between Company and Customer; b) any specific terms, conditions and/or warranties of the individual products or Deliverables; c) the terms and conditions of this Agreement, and d) any purchase order.

27. UNSATISFACTORY CREDIT/TERMINATION FOR INSOLVENCY OR DEFAULT. Customer shall furnish Company with statements evidencing Customer's financial condition

as Company may, from time to time, reasonably request, and shall notify Company immediately of any and all events that may have a material adverse effect on Customer's business or financial condition. If Company determines, in its sole discretion, that Customer's financial condition or creditworthiness is inadequate or unsatisfactory, then in addition to Company's other rights, Company may without liability or penalty, take any of the following actions: (i) modify the payment terms for any outstanding and/or future purchases; (ii) cancel any previously accepted orders; (iii) delay any further shipment of Deliverables to Customer; or (iv) any combination of the above.

Company may immediately terminate an order from Customer by giving written notice to Customer in the event of the happening of any of the following or any other comparable event: (i) insolvency of the Customer; (ii) filing of a petition in bankruptcy by or against the Customer; (iii) appointment of a receiver or trustee for the Customer; (iv) execution of an assignment for the benefit of creditors by the Customer, all of which will allow Company to demand reclamation of all affected orders; (v) Customer ceases or threatens to cease to trade; (vi) Company determines that Customer does not meet or no longer meets the credit requirements of Company or Customer's credit account is closed; (vii) any Customer violation of law, specifically including, without limitation, those laws set forth in this Agreement.

In the event of termination in accordance with this section, Company will not be obligated to accept any existing or additional orders from Customer and Company will be released from its obligation to deliver under orders accepted prior to such termination. The rejection or termination of any order by Company will not entitle Customer to any termination or severance compensation, or to any payment in respect to any goodwill established by Customer, or render Company liable for damages on account of the loss of prospective profits, or on account of any loss, expenditure, investment or obligation incurred or made by Customer.

No action taken under this Section 27 by Company (nor any failure of Company to act under this Section 27) will constitute a waiver by Company of any of its rights to enforce Customer's obligations, including the obligation of Customer to make payments as required under this Agreement. Upon termination of any order, all amounts owed by Customer to Company will become immediately due and payable, whether or not otherwise then due or payable.

28. CREDIT RISK ON RESALE OF DELIVERABLES. Customer is responsible for all credit risks with respect to, and for collecting payment for, all Deliverables sold to third parties (including End Users, installers, and/or general contractors) whether or not Customer has made full payment to Company for such Deliverables. The inability of Customer to collect payment for any Deliverable shall not affect Customer's obligation to pay Company for any Deliverable.

29. GOVERNING LAW; VENUE; AND EXPENSES. Any dispute or claim relating to this Agreement shall be governed by and construed according to the laws of the State of Indiana (excluding its conflict of laws principles); and not by the provisions of the 1980 United Nations Convention on the International Sale of Goods. Any disputes or claims shall be instituted and maintained in the courts of the State of Indiana. Customer consents to the exercise of jurisdiction over it by such courts and agrees that Indiana is not an inconvenient forum for any action arising from or relating to this Agreement. Customer agrees to pay for all expenses (including, but not limited to, collection costs, court costs and attorneys' fees) incurred by Company in enforcing the obligations of Customer under this Agreement.

30. RELATIONSHIP OF THE PARTIES. Nothing in this Agreement or any other document creates an employment, partnership, joint venture, or agency relationship between Company and Customer, including that of franchisee/franchisor. No party will have any power or authority to enter into any commitment on behalf of or otherwise bind the any other party on any matter. No employee of Customer will be deemed to be an employee of Company. If any provision of this Agreement is deemed to create a franchise relationship or business opportunity between the Parties, then Company may terminate any purchase order or this Agreement or the Parties shall negotiate in good faith to modify this Agreement so as to effect the original intent of the Parties as closely as possible in a mutually acceptable manner in order that the transactions contemplated hereby are consummated as a reseller agreement and not a franchise or business opportunity agreement.

31. SETOFF. Customer does not have the right to setoff or to back charge against any amounts which become payable to Company under this Agreement or otherwise. Company will not accept responsibility for backcharges for the cost of material or labor by Customer or any third party.

32. ELECTRONIC COMMUNICATIONS AND ELECTRONIC SIGNATURES. Both parties expressly agree to electronic transactions and acknowledge that documents they sign electronically will bind them to the same extent as a paper signature. Customer represents and warrants to Company that only employees authorized to bind Customer legally shall electronically sign any document under this Agreement. Customer shall comply with any method of electronic communication/payment processing specified by Company, including electronic funds transfer, pay-on-receipt processes/systems, order transmission, releases, electronic signature, and electronic communication systems, including, without limitation, the use of electronic data interchange ("EDI") portals. Notwithstanding the foregoing, e-mails, even those containing a signature block of one of Company's representatives, shall not constitute a signed writing.

33. COMPLIANCE WITH APPLICABLE LAWS.

a. General. Company and Customer will comply with all applicable federal, state and municipal laws, regulations, codes, ordinances and orders that pertain to the Deliverables, including but not limited to full compliance with any applicable provisions of The Health Insurance Portability and Accountability Act. Where the Customer is located outside the United States, or where the customer intends to ship the product outside the United States, the Customer shall be responsible for compliance with all U.S. export laws, and for filing all U.S. Electronic Export Information, as applicable.

b. The Customer acknowledges and agrees that: (i) it shall not violate applicable laws and regulations in performing its duties under this Agreement; (ii) it does not and shall not engage in any conduct that shall violate any applicable anti-bribery or anti-corruption laws or regulations; (iii) it (and its owners, officers, directors, employees and agents) shall not pay, offer, promise or authorize the payment of, either directly or indirectly, anything of value (including but not limited to cash, gifts and entertainment) to (a) any government official or employee of any government; (b) any official or employee of any department, agency, or instrumentality of a government; (c) any employee of any corporation or entity owned or controlled by a government; (d) any family member of such officials or employees; (e) any

Terms and Conditions

political party, party official, or political candidate; or (f) any other persons, owners, officers, directors, employees and agents of any corporation or entity; to improperly or illegally assist in obtaining or retaining business (including but not limited to any contracts, avoidance of duties or reduction of tariffs, reduction of taxes or to obtain money owed, or to obtain regulatory approval) or for the purpose of causing, soliciting or inducing the sale and purchase of the Deliverables by any party, and (iv) it has full knowledge of and will comply with the Company's Code of Conduct for Business Partners as set forth on the Allegion customer website, **WHICH IS HEREBY INCORPORATED BY REFERENCE.**

c. The Customer shall indemnify and hold the Company harmless from any claim, demand, expense or cost arising from any breach of this Article.

d. The Customer shall permit the Company to conduct an audit or review of the Customer's financial books and records and business operations at such other times that the Company considers it necessary to confirm compliance with this provision. Such audit may be conducted by representatives of the Company or, at the Company's sole discretion, by a certified public accounting firm selected by the Company. The Customer shall cooperate with any inquiries from the Company's Ethics & Compliance Group.

e. A violation of this provision constitutes a material breach of this Agreement and the Company may terminate any purchase order or this Agreement immediately, with no opportunity to cure, in accordance with Section 27 of this Agreement.

f. Notwithstanding the foregoing provisions of this Section 33, (i) Company is not responsible for obtaining or maintaining any permits for the performance of services or the verification or compliance with any code requirements relative to the performance of services, (ii) to the extent any sale of Deliverables pursuant to this Agreement may require approval of the U.S. Government, Company's obligations under this Agreement are conditioned upon the grant of such approval and upon compliance by Customer with any restrictions imposed by the U.S. Government in connection with such approval, and (iii) in the event the Deliverables are to be used in a nuclear facility, the Customer shall, prior to such use, arrange for insurance or governmental indemnity protecting Company against liability. The Customer hereby releases and agrees to indemnify Company and its suppliers for any nuclear damage including, but not limited to, loss of use, in any manner arising out of the nuclear incident, whether alleged to be due, in whole or in part by Company or its suppliers.

g. **No Inducements.** Each party represents to each other that neither it nor any person acting on its behalf has, in contravention of any applicable law, given or offered to give or will give or offer to give, any sum of money or other material consideration to any person, directly or indirectly, as an inducement to obtain business hereunder or to influence the granting of licenses or other governmental permissions to enter into this Agreement or perform obligations hereunder.

h. **Equal Employment Opportunity.** Company is a U.S. federal contractor that complies with Executive Order 11246, as amended, and applicable regulations in 41 CFR Parts 60-1 through 60-60, 29 U.S.C. § 793 and applicable regulations in 41 CFR § 60-741; and 38 U.S.C. § 4212 and applicable regulations in 41 CFR Part 60-250 and 60-300. **THE FOLLOWING PROVISIONS ARE INCORPORATED HEREIN BY REFERENCE:** Executive Order 11246, as amended by Executive Order 13672, and 41 CFR § 60-4.3(a); Executive Order 11701 and 41 CFR §§ 60-250.5(a), 60-300.5; Executive Order 11758 and 41 CFR § 60-741.5(a); U.S. immigration laws, including the L-1 Visa Reform Act of 2004 and the H-1B Visa Reform Act of 2004; and Executive Order 13496.

i. **Ethical Business Conduct.** Customer shall adopt and comply with Company's Business Partner Code of Conduct which is **EXPRESSLY INCORPORATED HEREIN BY REFERENCE.**

34. REPRESENTATIONS AND WARRANTIES. Customer represents, warrants and covenants to Company that: (a) it has the right, power, and authority to enter into this Agreement and fully perform its obligations hereunder; (b) it has all necessary rights in and to its respective Content and Marks for use within the scope of this Agreement, including the licenses granted herein; and (c) it complies, and at all times shall comply, with all laws, rules, and regulations in effect that are applicable to its performance under this Agreement, including obtaining all such approvals and/or permits as may be required hereunder.

35. NO THIRD-PARTY BENEFICIARY. Each party is entering into this Agreement solely based on the representations contained herein for its own purposes and not for the benefit of any third party.

36. NOTICES AND CHANGE OF ADDRESS. All notices or other communications under this Agreement shall be in writing and delivered in person, or sent by receipted courier, express mail, e-mail, or postage prepaid certified or registered mail, addressed to the party for whom it is intended, at the addresses set forth in this Agreement. Either party may change its address for notice by giving written notice to the other party. Any notice or other communication shall be deemed given no later than the date actually received. Notice by courier, express mail, certified mail, or registered mail shall be deemed given on the date it is officially recorded as delivered and, in the absence of such record of delivery, it shall be rebuttably presumed to have been delivered on the third Business Day after it was deposited. Notices sent by e-mail require tangible confirmation of receipt from addressee.

37. ASSIGNMENT. Customer may not assign this Agreement without the prior written consent of Company. Company may assign its rights and delegate its duties under this Agreement, without the prior consent of Customer, to an Affiliate, or to a third party in the event of a spin-off, merger, business combination, consolidation or sale of all, or substantially all, of its assets or business that are related to this Agreement. The rights and duties in this Agreement shall bind and inure to the benefit of any such assignee.

38. SEVERABILITY. If any provision of this Agreement is held to be invalid, illegal, or unenforceable under any statute, regulation, ordinance, executive order, or other rule of law, that provision will be deemed severed to the extent necessary to comply with such statute, regulation, ordinance, order, or rule. In the event such provision is deemed severed, the parties will negotiate in good faith to arrive at an alternative arrangement approximating the original business objective of the parties. The remaining terms and conditions of this Agreement will remain in effect.

39. NO IMPLIED WAIVER. The failure of either party at any time to require performance by the other party of any provision of this Agreement will in no way affect the right to require such performance at any time thereafter, nor will the waiver of either party of a breach of any provision of this Agreement constitute a waiver of any succeeding breach of the same or any other provision.

40. MISCELLANEOUS. (a) This Agreement does not make either party the agent or legal representative of the other party. Neither party is authorized to create any obligation on behalf of the other party including, but not limited to, the obligation for payment of any

service or warranty obligation hereunder; (b) The rights and remedies herein reserved to Company are cumulative and additional to any other rights and remedies provided at law or equity; (c) The official text of this Agreement is in the English language. If this Agreement is translated into another language, the English text will govern any question with respect to interpretation; (d) The headings in this Agreement are for convenience of reference only and do not affect the meaning of this Agreement in any manner.

DEFINITIONS.

Capitalized terms have the meanings set forth in this Section, or in the Section in which they first appear in this Agreement.

"Agreement" means these Allegion Terms and Conditions of Sale and Service, together with any applicable Country Supplement or Region Supplement provided by Company, and all of the documents referenced herein or therein.

"Affiliate" means any Person that directly or indirectly, through one or more intermediaries, controls, is controlled by, or is under common control with, the Company. The term "control" (including the terms "controlled by" and "under common control with") means the possession, directly or indirectly, of the power to direct or cause the direction of the management and policies of a Person, whether through the ownership of voting securities, by contract or otherwise.

"Business Day" means any day except Saturday, Sunday or any other day on which commercial banks located in the United States are authorized or required by Law to be closed for business.

"Company" means Schlage Lock Company, LLC or any subsidiary or affiliate thereof selling products that are part of the Allegion product portfolio. Schlage Lock Company and/or its subsidiary or affiliates will be severally but not jointly liable under the Agreement.

"Company Marks" refers to the Marks of Company.

"Confidential Information" shall mean any and all information provided by either party to the other party pertaining to the disclosing party's business. Confidential Information shall include, but not be limited to, any bidding lists, formulae for products, manufacturing processes, production techniques, packaging processes, methods, research materials, ideas, marketing plans and related materials, quality standards, test results and data, apparatus, engineering drawings, contract documents, computer software, hardware, or firmware, business activities information such as financial information, reports, projections, books and records, customer and supplier information, and operations, customer and supplier lists and data, specifications, know how, and other Proprietary Information or Trade Secrets (as defined herein) that either party may furnish to the other party. Confidential Information shall not include information that: (a) is or becomes publicly known if such public knowledge or disclosure is not the result of any act or failure to act on the part of the receiving party; (b) is, at the time of disclosure, already known to the Receiving Party without utilizing the Confidential Information; (c) is information disclosed to the Receiving Party by a third party which is not to the Receiving Party's knowledge, after inquiry of the third party, under a duty of confidentiality to the Disclosing Party; or (d) is independently developed by the Receiving Party without the use of Confidential Information. The Receiving Party shall have the burden of proof as to prior knowledge and absence of breach. Confidential Information may be furnished in any tangible or intangible form including, but not limited to, writings, drawings, computer and other electronic media, logic diagrams, component specifications, graphs, prototypes, samples, or verbal communications and regardless of whether such information is marked or designated as "confidential." For the avoidance of doubt, all information, knowledge or data disclosed by Company to Customer, regardless of whether disclosed in written, tangible, oral, visual or other form, including, without limitation, sample products, equipment, software, or other objects or material, provided by Company to Customer, and all information, knowledge or data which was obtained by Customer from visits to Company's facilities, shall be considered "Confidential Information" under this Agreement.

"Content" means all information (including without limitation any text, music, sound, photographs, video, graphics, data or software), in any medium, on a particular Company Web page or Website or in Marketing Materials.

"Customer" means the purchaser of Deliverables from Company.

"Deliverables" means any good or service or both purchased by Customer from Company under these General Terms and Conditions of Sale and Service.

"End Users" means the purchaser that (a) has acquired a Deliverable from Customer for (i) its own and its Affiliate's/Affiliates' internal use and not for resale, remarketing or distribution or (ii) incorporation into its own products and (b) is an individual or entity, other than any federal, state or local agency, office or division.

"IP" means all intellectual property and industrial property rights comprising or relating to/ of the following: (a) Patents; (b) Trademarks; (c) internet domain names, whether or not Trademarks, registered by any authorized private registrar or Governmental Authority, web addresses, web pages, website and URLs; (d) works of authorship, expressions, designs and design registrations, whether or not copyrightable, including copyrights and copyrightable works, software and firmware, application programming interfaces, architecture, files, records, schematics, data, data files, and databases and other specifications and documentation; (e) Trade Secrets; and (f) all other intellectual property and industrial property rights, and all rights, interests and protections that are associated with, equivalent or similar to, or required for the exercise of, any of the foregoing, however arising, in each case whether registered or unregistered and including all registrations and applications for, and renewals or extensions of, such rights or forms of protection pursuant to the Laws of any jurisdiction throughout in any part of the world.

"Marketing Materials" means all marketing brochures, buckslips, pamphlets, emails, text, call scripts or other material, whether in printed format, audio or audiovisual format, or in any other format, that contain any (i) Content relating to the Company Deliverables or (ii) Company Marks.

"Marks" means collectively the domain names, trademarks, trade names, service marks, trade dress, logos, and the like used or provided by either party for use in connection with this Agreement.

"Patents" means all patents (including all reissues, divisionals, provisionals, continuations and continuations-in-part, re-examinations, renewals, substitutions and extensions thereof), patent applications, and other patent rights and any other Governmental Authority-issued indicia of invention ownership (including inventor's certificates, petty patents and patent utility models).

"Person" means a person or entity.

"Price Books" mean Company's current Price Book in effect for the applicable Deliverable being purchased by Customer.

"Trade Secrets" means and includes business or technical information of either party, including processes, formulas, devices, techniques, compilations and other material that a party attempts to maintain in secret and that derive commercial value for such party from not being generally known to the public or readily ascertainable through independent development or reverse engineering.

Finishes

See device finish pages for available finishes offered for each device.

BHMA	US	Description	BHMA	US	Description
605	US3	Brass, Polished	628	US28	Aluminum, Anodized
	US3A	Brass, Polished - no lacquer	629	US32	Stainless Steel, Polished
606	US4	Brass, Satin	630	US32D	Stainless Steel, Satin
	US4A	Brass Satin - no lacquer		US32D-AM	Stainless Steel, Satin with Antimicrobial Coating
611	US9	Bronze, Polished	689	SP28	Aluminum, Sprayed
612	US10	Bronze, Satin	693	SPBLK	Black, Painted (not flat powder)
613	US10B	Bronze, Oil-Rubbed Satin	695	SP313	Sprayed Duranodic
619	US15	Nickel, Satin	710	313	Duranodic Dark Bronze
625	US26	Chrome, Polished	711/622	315/US19	Flat Black
626	US26D	Chrome, Satin		643E	Aged Bronze
	US26D-AM	Chrome, Satin with Antimicrobial Coating			

SPLIT FINISHES:

When split finish is desired, the finish listed first is understood to be the finish on the trim/control on the outside of door.

TOUCHBAR TRIM FINISHES:

When purchased as part of a device, optional touchbar trims are furnished at no additional charge. See device finish page for available finishes per device.

SPECIAL FINISHES

Optional powder coat finishes available on 33A, 35A, 55, 88, 94, 95, 98, 99, XP98 and XP99 Series devices. To have a specific color matched and powder coat availability please contact:

TIGER Drylac U.S.A., Inc.

1100 Commons Blvd.

Reading, PA 19605 USA

800-243-8148

www.tiger-coatings.us

Powder coat must be selected from Tiger Drylac **Series 38 or 49**.

Please specify **both** the full powder coat product number and the RAL number when placing your order with Von Duprin. **Example: 49/15320 RAL 1015**

CUSTOM GRAPHICS

Custom logo or unique artwork on push bar trim is available. Must provide a graphic file of artwork to be applied. The graphic should be native (not scaled) and must not exceed 16"x2". File format should be in Photoshop or .TIFF file format. The graphic file should be emailed to VDI_Specials@allegion.com. Contact customer care for more details.

List add \$94/device plus non-discountable \$250 set-up charge per order.

SPECIAL FINISH PRICING

33A, 35A, 94, 95, 98, 99, XP98, XP99 devices24% list add to US28 price

22 devices24% list add to SP28 price, special finishes limited to 622, 706, 691, and 693

55 and 88 devices24% list add to US4 price

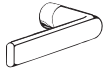

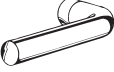
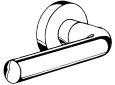




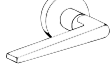
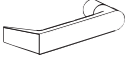
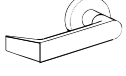



















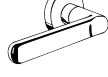

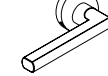

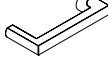
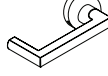









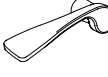




Steel Mullions24% list add to SP28 price

For other finishes not listed in this pricebook, consult factory for pricing.

REFERENCE

Devices ordered in US28 and US32D will be supplied with Trims in US26D unless SS levers are specified.

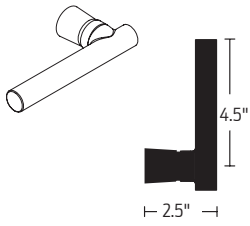
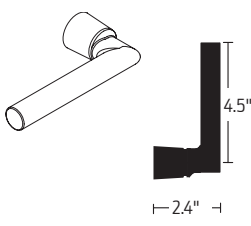
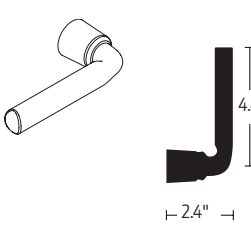
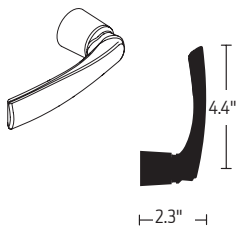
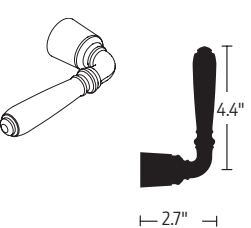
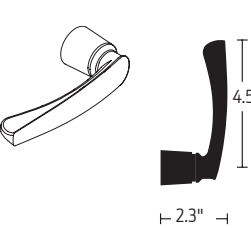
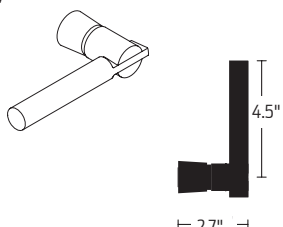
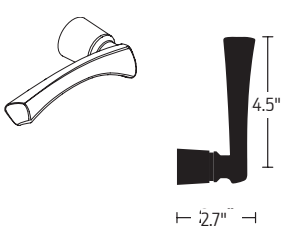
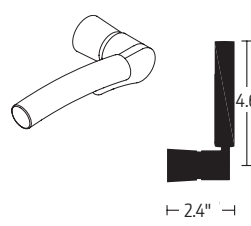
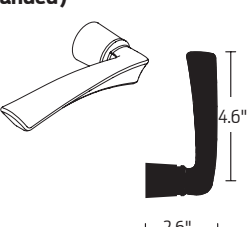

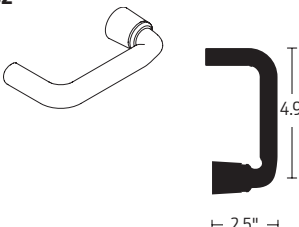
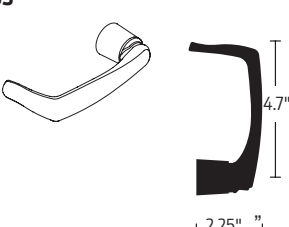


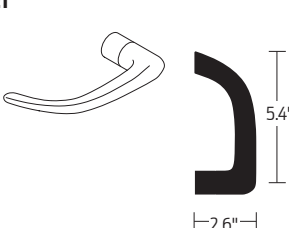
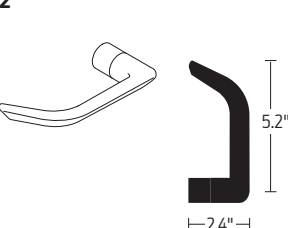
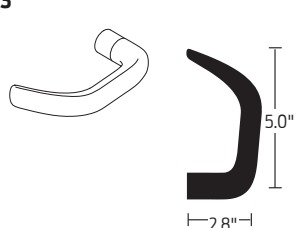
Standard Lever Suites

Von Duprin Exit Devices 33A/35A, 94/95, 98/99	L-Lock	ND	AL	S	F/FA
01 	01 				
02 	02 				
03 	03 	Tubular 			
05 	05 				
06 	06 	Rhodes 	Saturn 	Saturn 	Elan 
07 	07 	Athens 	Jupiter 	Jupiter 	Jazz 
12 	12 				Manhattan 
17 	17 	Sparta 	Neptune 	Neptune 	
18 	18 				
Latitude 	Latitude 				Latitude 
Longitude 	Longitude 				
16 	Omega 	Omega 	Omega 		
Asti 	Asti 			Flair 	Flair 
Merano 	Merano 				Merano 
Accent 	Accent 				Accent 

Note: Table shows matching lever styles among brands for suiting purposes.

M Collection Levers

Von Duprin 98/99, 94/95, 33A/35A
Schlage L, LT

<p>M51</p> 	<p>M52</p> 	<p>M53</p> 
<p>M54</p> 	<p>M55</p> 	<p>M56</p> 
<p>M57</p> 	<p>M61 (handed)</p> 	<p>M62 (handed)</p> 
<p>M63 (handed)</p> 	<p>M81</p> 	<p>M82</p> 
<p>M83</p> 	<p>M84</p> 	<p>M85 (handed)</p> 
<p>ME1</p> 	<p>ME2</p> 	<p>ME3</p> 

General Information

DOOR WIDTHS

EXIT DEVICES for door widths exceeding 4'0" are custom applications. Door width is assumed 3'0" unless specified otherwise. Specify the exact door width and consult factory for price or see page 17.

DOOR THICKNESS

EXIT DEVICES are furnished at prices listed for door thicknesses of 1-3/4" and 2-1/4" with standard centerlines. Other door thicknesses and/or offset installations may require additional charges for the device, trim, control and/or strike. Consult factory for price or see pages 15, 16, and 17.

DOOR HEIGHTS/DEVICE CENTERLINE

SURFACE VERTICAL ROD DEVICES are furnished at prices listed for door heights up to 7'0". For heights above 7'0", extension rods are furnished at prices shown on page 102. For doors higher than 10'0" or when centerline is other than standard, specify exact height and/or centerline. Consult factory for price or see device page. ADA centerline of 37" is available at no additional charge, must be specified. Door height is assumed 7'0" unless specified otherwise.

CONCEALED VERTICAL ROD DEVICES are furnished at prices listed for door heights 6'8" to 8'4" on touch bar devices, and up to 8'0" on crossbar devices. For extension rods up to 10'0", see page 102 for prices. For heights other than this or when centerline is other than standard, specify exact height. Consult factory for price or see device page. Door height is assumed 7'0" unless specified otherwise.

HANDING

DEVICES: Furnished RHR when handing is not specified.

LEVER TRIMS: Trims are furnished RHR when handing is not specified.

CYLINDERS

We do not offer custom keying.

MARKING CARTONS

Markings (e.g., door locations, stock reference numbers) on acknowledgements and individual product cartons will be provided at no additional charge.

SUBSTITUTION OF OUTSIDE TRIM OR STRIKES

When standard is not desired, deduct price of standard and add price of item used. Check catalog for compatibility.

Refer to device Product Catalogs for specific door application strike requirements.

ELECTRIC ACCESSORIES

When specifying Electrical Products, consult Product Catalog or factory to insure all required accessories have been specified.

PRODUCT CATALOGS

Refer to the Product Catalogs for required accessories and specific requirements.

LEVER DESIGNS

- The #06 lever is furnished standard.
- Optional lever designs, #01, #02, #03, #05, #07, #12, #16, #17, #18, Accent, Asti, Merano are available at no additional charge.
- Optional Stainless Steel levers, 03 SS, 06 SS, 17 SS, Latitude SS and Longitude SS are available at no additional charge.
- Optional Brass levers, Latitude and Longitude are available at no additional charge.
- Optional Knurled Levers available on #02, 03, 07, and 17 Lever designs. M51, M52, and M81 lever designs can be supplied Knurled as a Special. Refer to Device pages for Levers offered per device.

How to Order

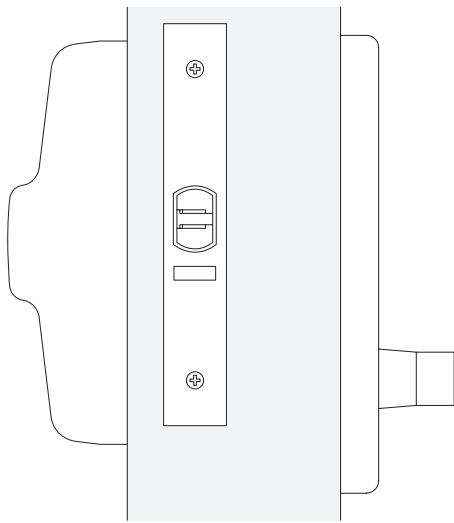
Sequence Example

		EL	98	27	L	F	=	US26D	3'	RHR	LBR	US26D	996/ US26D	299F/ 06	SNB	HM	
Prefixes																	
None	Standard																
AX	Accessible Device	RX	Request to Exit														
CD	Cylinder Dogging - Panic Only	RX2	Double Request to Exit														
CX	Chexit	SD	Special Dogging - Panic Only														
E	Electric Locking Mortise/Lever																
EL	Electric Latch Retraction	SS	Signal Switch														
HH	Hurricane Device	WS	Windstorm (FEMA rated)														
LX	Latch Bolt Monitoring																
PL	Pullman Latch																
PN	Pneumatic Latch Retraction	XP	Heavy Protection - Rim														
QEL	Quiet Electric Latch Retraction																
Device Series		88	Cross Bar Device														
22	Push Bar Device	94/95	Recessed Device														
33A/35A	Push Bar Device	98/99	Push Bar Device														
55	Cross Bar Device																
Device Type																	
None	Rim Device																
27	Surface Mounted Vertical Rod Device																
47	Concealed Vertical Rod Device																
47WDC	Concealed Vertical Rod Wood Door Device																
48	Concealed Vertical Rod Device																
49	Concealed Vertical Cable Device (see CVC how to order form)																
50WDC	Concealed Vertical Cable Wood Door Device																
57	Three-Point Latch Device																
75	Mortise Lock Device																
Trim Functions		L-NL	Lever, Rigid - Night Latch														
XX	AD Trim (to come from client)	NL	Night Latch														
DT	Dummy Trim	NL-OP	Night Latch Cylinder Assembly, Optional Pull														
EO	Exit Only																
HL	Hospital Pull Trim	TL	Turn Lever														
K	Knob	TL-BE	Turn Lever - Blank Escutcheon														
K-BE	Knob - Blank Escutcheon																
K-DT	Knob, Rigid - Dummy Trim	TP	Thumbpiece														
K-NL	Knob, Rigid - Night Latch	TP-BE	Thumbpiece - Blank Escutcheon														
L	Lever (Classroom)																
L-BE	Lever - Blank Escutcheon																
L-DT	Lever, Rigid - Dummy Trim																
Rating		Blank	Panic Exit Hardware														
F	Fire Exit hardware																
Suffix		-2SI	Double Cylinder with Security Indicator														
-2	Double Cylinder																
Finish		US3, US4, US10, US15, US26, US26D, US26D-AM, US28, US32D, US32D-AM, 313, 315															
Door Width		Door Thickness															
3'	Standard Default	1-3/4"	Standard														
4'		2-1/4"	Optional														
2'																	
Handing		RHR	Right Hand Reverse														
		LHR	Left Hand Reverse														
Less Bottom Rod/Cable		LBR	Less Bottom Rod														
		LBR-AFL	LBR with Fire Pin														
		LBL	Less Bottom Cable														
		LBL-AFL	LBL with Fire Pin														
Trim Options/Finish		See trim options/finish for each series															
Trim Options/Finish		See trim options for each series															
Lever Style		06	Standard Default														
		Optional Levers available															
Accessories		CYL	Cylinder														
		SEC	Security Screws														
		GBK	Glass Bead Kit														
		SLM	SLM Blocking														
		SNB	Sex Bolts														
Other Information																	
Touchbar Options		BRAILLE (Vision impaired touchpad, Raised letter, and Braille), PUSH (Touchbar trim embossed "PUSH") RSS (Red silk-screened lettered touchbar trim), KN (Knurled Touchbar), SG (Safety Glow)															
Miscellaneous		CE (CE Labeled), LCP (Less Cover Plate), 10WDA (#10WDA Cover Plate), RAT REL (Ratchet Release Assy), WH (Weep Holes)															
Door Material		AL (Aluminum Door), HM (Hollow Metal), WD (Wood Door), CP (Composite Door) INS2 (Insulclad - 1/2"), INS4 (Insulclad - 1/4"), SC (Steelcraft, HH Device Only)															
Door Application		D (Double Egress), P (Pair of Doors), S (Single Door)															

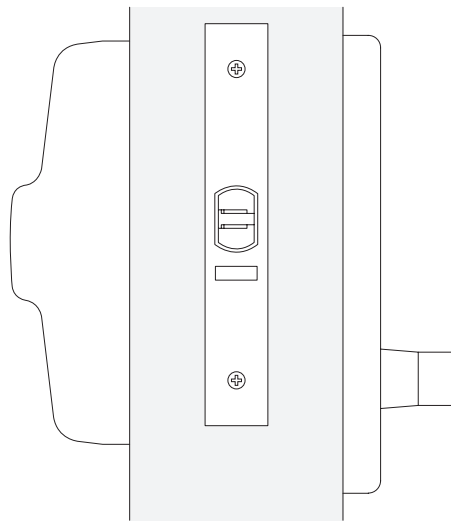
Note: Not all options are listed. Not all options are available on all series. See the specific series pages for complete options available. Please contact customer care for questions.

Prices subject to change without notice.

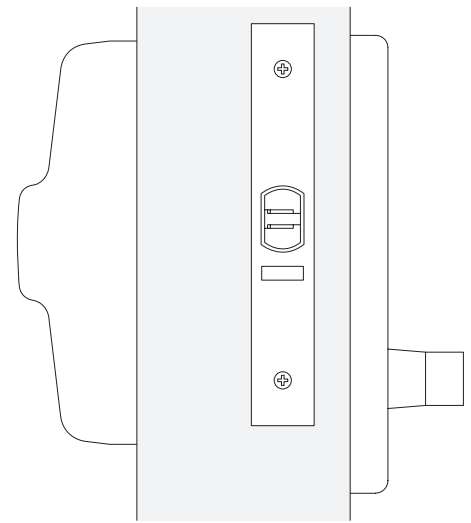
Mortise Lock Order Form (for door thickness between 2 1/4" - 4 1/2")



**Mortise lock
towards device (Push) side**



**Mortise lock
centered**



**Mortise lock
towards trim (Pull) side**

1. Select mortise lock position (using illustration above). Please check box in left column to indicate lock location.

	Push side. Please provide centerline dimension from push side .
	Center. Please provide centerline dimension from center .
	Pull side. Please provide centerline dimension from pull side .

2. Specify door thickness.

	Please provide door thickness in box to the left.
--	--

3. Specify mortise lock configuration (5575 / 8875 / 98/9975 / -F). Example: 9875-EO x 3' x US26D.

--	--

Products to be supplied:

<p>Mortise device - lock towards device (push) side</p> <ul style="list-style-type: none"> - Special strike - Special screw pack - Special trim (if not EO) 	<p>Mortise device - lock centered</p> <ul style="list-style-type: none"> - Special device - Special strike - Special trim (if not EO) 	<p>Mortise device - lock towards trim (pull) side</p> <ul style="list-style-type: none"> - Special device
---	---	---

Special Order Products

Prices subject to change without notice.

Special Order Products

Door Thickness - Devices Only

Prices shown are for a door thickness over 2-1/4" up to 4-1/4".

Trims for a door thickness other than standard are priced separately on pages 16 and 17.

NOTE: Other special door and frame conditions may require additional charges. Consult factory for pricing.

Model	Description	List Add	Notes
22 Series			
22	No specials are available on the 22 Series.	n/a	
55 Series			
55	Rim Device	86	Special Screw Pack
5575/5575-F	Mortise Device, Lock towards device (push) side	274	Special Device Special Screw Package Special Trim (if not EO)
	Mortise Device, Lock centered	526	Special Device Special Strike Special Trim (if not EO)
	Mortise Device, Lock towards trim (pull) side	506	Special Device
5547/5547WDC/-F	Concealed Vertical Rod Device	86	Special Screw Pack
88 Series			
88/88-F	Rim device with sexbolts	86	Special Screw Pack
8875/8875-F	Mortise Device, Lock towards device (push) side	267	Special Strike Special Screw Package Special Trim (if not EO)
	Mortise Device, Lock centered	510	Special Device Special Strike Special Trim (if not EO)
	Mortise Device, Lock towards trim (pull) side	235	Special Device Special Screw Package
98/99 Series			
98/9975/-F	Mortise Device Lock towards Device(Push) Side	274	Special Strike Special Screw Package Special Trim (if not EO)
	Mortise Device Lock Centered	526	Special Device Special Strike Special Trim (if not EO)
	Mortise Device Lock towards Trim(Pull) Side	243	Special Device Special Screw Package

Location of Mortise Lock must be provided when ordering.

Prices subject to change without notice.

Special Order Products

Door Thickness - Trims Only

Prices shown are for a door thickness over 2-1/4" up to 4-1/4". See specific product below for maximum door thickness. Devices for a door thickness other than standard are priced separately on page 15.

NOTE: Other special door and frame conditions may require additional charges. Consult factory for pricing.

Model	Description	List Add	Special Items Required
33A/35A Series Trim			
386DT and NL	Dummy or Night Latch Trim	86	Screw Pack for Device
388	Night Latch Cylinder Trim - 33A/35A	86	Screw Pack for Device
550DT	Dummy Trim	86	Screw Pack
392-6	Dummy Trim	86	Screw Pack
55 Series Trim			
550DT	Dummy Trim	86	Screw Pack
555NL/556NL	Night Latch Trim	86	Screw Pack
555NL-CA/556NL-CA	Night Latch Cylinder Assembly	86	Screw Pack
110MD-NL/WD-NL	Night Latch Cylinder Assembly	86	Screw Pack
88 Series Trim			
880EO, DT or NL	Exit Only, Dummy or Night Latch Trim	86	Screw Pack
880/608TP/TP-BE	Thumbpiece, up to 3-1/4"	233	Thumbpiece and Screw Pack
	Thumbpiece, over 3-1/4" up to 4-1/4"	390	Thumbpiece and Screw Pack
880/606K/K-BE/K-NL	Knob, up to 4-1/4"	295	Spindle and Screw Pack
880K-DT	Knob Dummy	86	Screw Pack
608DT or NL	Dummy or Night Latch Trim	86	Screw Pack
606K-DT	Knob Dummy	86	Screw Pack
98/99 Series Trim			
990EO, DT or NL	Exit Only, Dummy or Night Latch Trim	86	Screw Pack
696/697DT or NL	Dummy or Night Latch Trim	86	Screw Pack
990/696/697TP/TP-BE	Thumbpiece, up to 4-1/4"	242	Thumbpiece and Screw Pack
996K/K-BE/K-NL	Knob	285	Spindle and Screw Pack
996K-DT	Knob Dummy	86	Screw Pack
996EO	Exit Only Plate	161	Screw Pack and Studs
996L/L-BE	Lever up to 4"	506	Finger and Studs
996L-NL	Night Latch Lever up to 4"	102	Studs
996L-DT	Lever Dummy up to 4"	102	Screw Pack
392-7	Dummy Trim	83	Screw Pack

Prices subject to change without notice.

Special Order Products

Door Thickness - Controls Only

Prices shown are for a door thickness over 2-1/4" up to 4-1/4".

Devices for a door thickness other than standard are priced separately on page 15.

NOTE: Other special door and frame conditions may require additional charges. Consult factory for pricing.

Model	Description	List Add	Special Items Required
Controls			
371L/LBE	Lever	306	Cam and Screw Pack
373L/L-BE	Lever, up to 3-3/8" dr for 88L	84	Screw Pack
	Lever, over 3-3/8" up to 4-1/4" for 88L	410	Spindle and Screw Pack
	Lever, up to 2-11/16" for 8827L	84	Screw Pack
	Lever, over 2-11/16" up to 4-1/4" for 8827L	410	Spindle and Screw Pack
	Lever, up to 3-5/8" for 8875L	84	Screw Pack
	Lever, over 3-5/8" up to 4-1/4" for 8875L	410	Spindle and Screw Pack
373L-DT	Lever Dummy	84	Screw Pack
375L/L-BE	Lever, up to 3-5/8" for 5575L	84	Screw Pack
	Lever, over 3-5/8" up to 4-1/4" for 5575L	410	Spindle and Screw Pack
375L-DT	Lever Dummy	84	Screw Pack
378L/L-BE	Lever	306	Cam and Screw Pack
379L/L-BE	Lever	410	Spindle and Screw Pack
374T/T-BE	Thumbturn	239	Rod Member and Screw Pack
376T/T-BE	Thumbturn	428	Rod Cam and Screw Pack
376T-WDC/T-BE	Thumbturn	428	Rod Member and Screw Pack
377T/T-BE	Thumbturn, 2" door	228	Rod Cam and Screw Pack
377T/T-BE	Thumbturn, over 2 1/4" door	428	Rod Cam and Screw Pack

Door Width - Devices Only

Prices shown are for a door widths over 4' up to 6'.

Model	Description	List Add	Notes
33/35/98/99 Series			
> 4' up to 5'	All finishes	213	Device will ship less label
33/35/98/99 Series			
> 5' up to 6'	All finishes	292	Device will ship less label
55 or 88 Series			
> 4' up to 5'	US26D or US26	260	Device will ship less label
> 4' up to 5'	US3, US4, US10, US10B, SPBLK	408	Device will ship less label

Note: Device will be supplied with a 49" reinforcement crossbar kit. Actual crossbar length is 54".

55 or 88 Series

> 5' up to 6'	US26D or US26	341	Device will ship less label
> 5' up to 6'	US3, US4, US10, US10B, SPBLK	492	Device will ship less label

Note: Device will be supplied with a 61" reinforcement crossbar kit. Actual crossbar length is 66".

For Special Order Product Quotes: Email: VDI_Specials@allegion.com Fax: 1-877-730-6248

Prices subject to change without notice.

Special Order Products

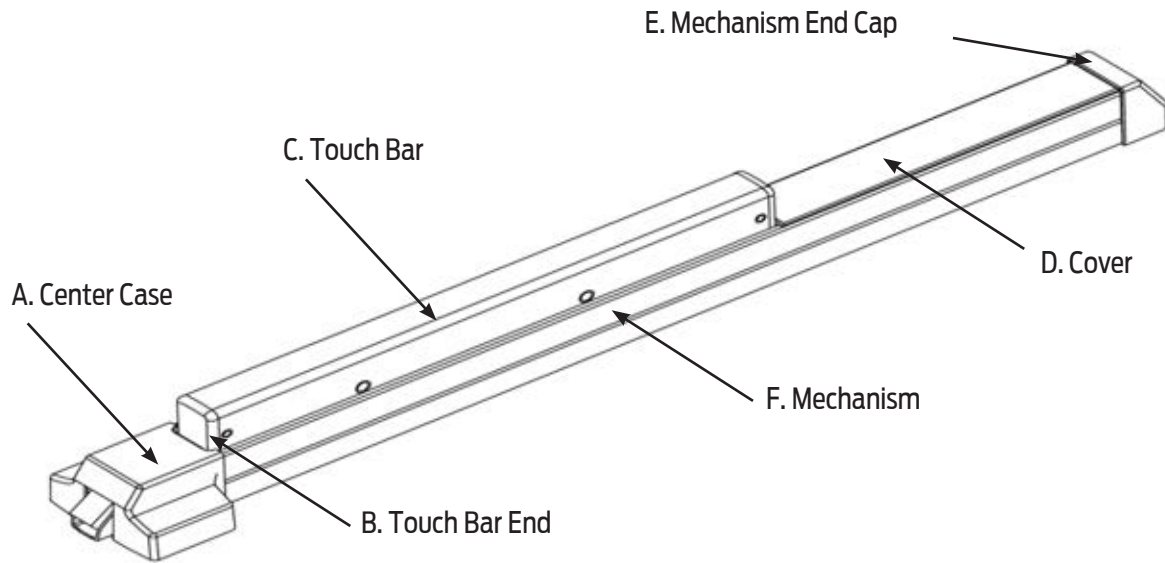
	List Add	Notes
Special Device Types		
Modified New York Special - Lever at 45 13/16"	522	5547 Hollow Metal and Aluminum Doors Only
Modified California Special - Centerline at 38"	504	5547WDC Only
Balanced Door - 3' Device with 4' Mechanism Case	87	33/35/98/99 Series
Special Trims		
990 with 697 Pull	77	
Special Electric Strike		
6221/6223/6226 with "A" Back Box	82	
Special Mullion		
Aluminum Mullions >10' up to 11'	819	5654/5754
Steel Mullions >10' up to 14'	548	1654/4754/4854/4954/9854/9954
Special Centerline (other than 39-11/16")		
Steel Mullion	95	
Aluminum Mullion	422	
ADA centerline height of 37" is available at no additional charge, must be specified.		

Prices subject to change without notice.

Exit Devices

Prices subject to change without notice.

22 Series - Finish Chart



Standard Finishes

Color	US Number	BHMA Number	A, B, E	C-Touch Bar Trim Finishes	D, F
Sprayed Aluminum	SP28	689	(A) Powder Coat (B, E) Molded Plastic	Sprayed Aluminum SP28, 689	Powder Coat
Duranodic Dark Bronze	SP313	695	(A) Powder Coat (B, E) Molded Plastic	Powder Coat SP313, 695	Powder Coat

22 Series Sex Bolt Quantities

Application	Sex Bolt 425 (Optional)	With 499 Strike 425 Sex Bolt (Optional)	325 Sex Bolts For SV Latches (Supplied)
EO (exit only device)	6	8	4
NLOP Device with 110 MD/WD	6	8	4
EO Device with 230EO trim	2	4	4
K, KBE, DT or NL Device with 210 trim	2	4	4
L, LBE, TP or TPBE Device with 230 trim	2	4	4

Note: Sex bolts are supplied for use on wood and composite fire doors.

Prices subject to change without notice.

 Indicates products that have EPD documentation available and meet LEED v4.

EXIT HARDWARE**Type of Device**22 (Rim) **2227** (Surface Vertical Rod)**Function**

EO (Exit Only)	DT (Dummy Trim)	L (Lever-06 Standard)	LBE (Lever-Blank Escutcheon)
NL (Night Latch-Key Retracts)	NLOP (Night Latch, Opt. Pull)	K (Knob)	KBE (Knob - Blank Escutcheon)
TP (Thumbpiece)	TPBE (Thumbpiece, Blank Escutcheon)		

Rating

None (Panic Exit Device) - F (Fire Exit Device)

Device FinishSP28 (Sprayed Aluminum) **SP313** (Duranodic Dark Bronze)**Device Length** (Feet and Inches)3' (3' Device for 2' 4" - 3' Door) **4'** (4' Device for 2' 10" - 4' Door)**Device Handing:**RHR (Right Hand Reverse) **LHR** (Left Hand Reverse)**Dogging Options**

LD (Less Dogging)

Device Options

ALK (Standard Alarm Kit)	SNB (Include # of Sex Bolts)	GBK (Include GBK)	CYL (Include Cylinder)
SEC (Include Security Screws)	AX (Accessible Device)	RX (Request to Exit)	LX (Latchbolt Monitoring)

Rods For Surface Vertical Devices onlyLBR (Less Bottom Rod) **LBRAFL** (LBR with Aux. Fire Pin)**Strike Finish**

US10B (Satin Bronze-Oil Rubbed)	US19 (Flat Black)	US26D (Satin Chrome)	US32D (Satin Stainless)
SP313 (Dark Bronze)	MD (e-Moly)		

Trim Options

LT (Less Trim)	210 (Standard DT/NL/K Trim)	230 (Standard L/TP Trim)
110WD-NL / 110MD-NL (Night Latch Cyl-WD door/MD door)		

Trim Finish

US10B (Satin Bronze-Oil Rubbed)	US26D (Satin Chrome)	US28 (Powder Coat Aluminum)	313 (Duranodic Dark Bronze)
---------------------------------	----------------------	-----------------------------	-----------------------------

Misc

Prices subject to change without notice.

 Indicates products that have EPD documentation available and meet LEED v4.

22 Series - Summary (continued)

CE (CE Labeled)	CON (Connectors)
------------------------	-------------------------

Door Material

AL (Aluminum Door)	HM (Hollow Metal)	WD (Wood Door)	CP (Composite Door)
---------------------------	--------------------------	-----------------------	----------------------------

Door Thickness

1.3/4 (1-3/4" Standard)	2 (2" Thickness)	2.1/4 (2-1/4" Thickness)
--------------------------------	-------------------------	---------------------------------

Door Application

D (Double Egress)	P (Pair of Doors)	S (Single Door)
--------------------------	--------------------------	------------------------

Prices subject to change without notice.

 Indicates products that have EPD documentation available and meet LEED v4.

3' Devices are priced complete with standard trim and strike(s), 4' add \$11 list.
Cylinders and sex bolts are not included in price unless noted.

EXIT HARDWARE

Rim Devices

(Price includes 299 Strike)

	SP28 SP313	Weight lbs.		Standard Trim
		3'	4'	
22EO	465	11	14	-
22DT	518	12	16	210DT
22NL	526	12	16	210NL
22NL-OP	590	12	15	110MD/WD
22K (includes cylinder)	704	13	16	210K
22K-BE	704	13	16	210K-BE
22L	700	14	17	230L
22L-BE	700	14	17	230L-BE
22TP	699	14	16	230TP
22TP-BE	699	14	16	230TP-BE

FIRE EXIT HARDWARE

Rim Devices

(Price includes 299F Strike for single door applications.)

(For double door applications the 499F Strike will be supplied at an additional **\$96 list add**.)

22EO-F	578	12	14	-
22NL-F	639	12	15	210NL
22NL-OP-F	703	13	15	110MD/WD
22K-F (includes cylinder)	817	13	16	210K
22K-BE-F	817	13	16	210K-BE
22L-F	813	14	17	230L
22L-BE-F	813	14	17	230L-BE
22TP-F	812	13	17	230TP
22TP-BE-F	812	13	17	230TP-BE

EXIT HARDWARE

Surface Vertical Rod Devices

(Price includes 299, 248L-4, 304L Strikes and Sex Bolts for Latches)

2227EO	803	16	17	-
2227DT	856	17	19	210DT
2227NL	864	16	19	210NL
2227NL-OP	928	17	18	110MD/WD
2227K (includes cylinder)	1042	16	21	210K
2227K-BE	1042	16	21	210K-BE
2227L	1038	16	21	230L
2227L-BE	1038	16	21	230L-BE
2227TP	1037	18	21	230TP
2227TP-BE	1037	18	21	230TP-BE

FIRE EXIT HARDWARE

Surface Vertical Rod Devices

(Price includes 299F, 304L Strikes and Sex Bolts for Latches)

2227EO-F	1030	15	17	-
2227NL-F	1091	17	18	210NL
2227NL-OP-F	1155	16	18	110MD/WD
2227K-F (includes cylinder)	1269	16	20	210K
2227K-BE-F	1269	16	20	210K-BE
2227L-F	1265	16	21	230L
2227L-BE-F	1265	16	21	230L-BE
2227TP-F	1264	18	21	230TP
2227TP-BE-F	1264	18	21	230TP-BE

Prices subject to change without notice.

 Indicates products that have EPD documentation available and meet LEED v4.

22 Series - Options

Dogging Not for use with Fire Exit Hardware

Prefix

List Add

LD	Less Dogging for 22 Series Panic devices	44
-----------	--	----

Less Bottom Rod

Suffix

LBR	Available with UL Fire Label at no additional charge on 2227-F Devices. LBR Devices must be ordered in pairs of Vertical Rod Devices.	N/C
------------	---	-----

Accessible Device

Prefix

List Add

AX	Accessible device compliant with the California Building Code (Section 11B-309.4) requirement for 5 lb. maximum operational force. Available on AX22, AX22-F Rim, AX2227-LBR, AX2227-LBR-F. Trim functions available EO, DT, NL, L, and LBE.	23
-----------	--	----

Exit Alarm

Prefix

List Add

ALK	Exit Alarm available on 22 series Panic and Fire Devices. Price includes switch - "RX" switch, "LX" is optional at no additional charge. For vertical rod tampering monitoring on Surface Vertical Devices, specify device with LX (Latch Bolt Monitor Switch). To order Less Switch, Deduct \$227 list. 9 volt battery included.	532
------------	--	-----

Switches (available on all 22 Series Devices)

Prefix

List Add

RX	Request to Exit	242
WP-RX	Waterproof Request to Exit	348
RX-LC	Request to Exit Low Current	280
RX-2	Request to Exit Double Switch	300
LX	Latchbolt Monitoring	242
LX-LC	Latchbolt Monitoring Low Current	280
LX-RX	Request to Exit / Latchbolt Monitoring combination	365
LX-RX-LC	Request to Exit / Latchbolt Monitoring combination Low Current	437

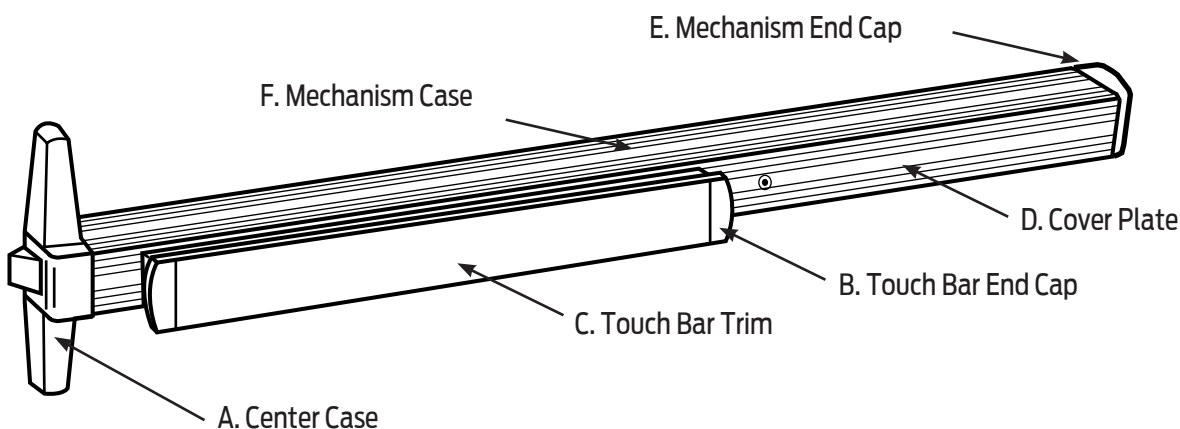
Connectors

Suffix

List Add

CON	Cross-category solution using interconnect components for electrified options. Available with ALK, LX, LXLC, LXR, LXRXC, RX and RXLC switches.	N/C
------------	--	-----

Finish Chart - 33A/35A Series



Standard Finishes

Color	US Number	BHMA Number	A, B, E	C - Touch Bar Trim Finishes	D, F
Bright Brass	US3	605	(A) Buffed Anodized (Dull) (B, E) Bright Brass	Bright Brass US3, 605	Buffed Anodized
Satin Brass	US4	606	(A) Anodized (B,E) Bright Brass	Satin Brass US4, 606	Anodized
Satin Bronze	US10	612	Plated/Anodized	Satin Bronze US10, 725	Anodized
Satin Bronze, Oil-Rubbed	US10B	613	(A) Powder Coat (B, E) Oil-Rubbed	Oil Rubbed, US10B	Powder Coat
Satin Nickel	US15	619	Plated, Clear Powder Coat	Satin Stainless Steel US32D, 630	Anodized
Polished Chrome	US26	625	Plated	Bright Stainless Steel US32, 629	Buffed Anodized
Satin Chrome	US26D	626	Plated	Satin Stainless Steel US32D, 630	Anodized
Satin Chrome, Antimicrobial	US26D-AM	626AM	AM Clear over Chrome	AM Clear over Satin Stainless Steel US32D, 630	AM Clear over Anodized
Anodized Aluminum	US28	628	(A, B) Anodized (E) Plated	Satin Stainless Steel US32D, 630	Anodized
Duranodic Dark Bronze	313	710	Powder Coat	Powder Coat 313, 710	Powder Coat
Black	315	711	Powder Coat	Powder Coat 315, 711	Powder Coat
Aged Bronze, 643E	--	--	(A) Aged Bronze, No Relief (B, E) Relieved Aged Bronze	Relieved Aged Bronze	Aged Bronze No Relief

US15 available on 35A only

Special Finishes

Color	US Number	BHMA Number	A, B, E	C - Touch Bar Trim Finishes	D, F
Bright Bronze	US9	611	Plated	Bright Bronze US9, 611	Buffed Anodized
Powder Coat	RAL # *	--	Powder Coat	Powder Coat	Powder Coat

* See Finish page for optional RAL color information.

33A/35A Series Sex Bolt Quantities

Application	425 Sex Bolts (Supplied)	For Latches 325 Sex Bolts (Supplied)
EO (exit only device)	2	4
DT device with 550 trim	2	4
NLOP device with 388 trim	2	4
3327A or 3347A TLOP with 374T trim	2	2

Prices subject to change without notice.

 Indicates products that have EPD documentation available and meet LEED v4.

33A/35A Series - Summary

EXIT HARDWARE

Type of Device **33A** (Grooved) **35A** (Smooth)

None (Rim) **27A** (Surface Vertical Rod) **47A / 48A** (Concealed Vertical Rod) **49A** (Concealed Vertical Cable)
50WDC (Wood Door Concealed Vertical Cable)

Function

EO (Exit Only) **DT** (Dummy Trim) **L** (Lever-06 Standard) **LDT** (Lever-Dummy Trim)
NL (Night Latch-Key Retracts) **NLOP** (Night Latch, Opt. Pull) **TLOP** (Turn Lever, Opt. Pull) **TL** (Turn Lever)
LBE (Lever-Blank Escutcheon) **TLBE** (Turn Lever - Blank Escutcheon) **T** (Thumbturn) **TBE** (Thumbturn - Blank Escutcheon)

Rating

None (Panic Exit Device) - **F** (Fire Exit Device)

Device Finish

US3 (Bright Brass) **US4** (Satin Brass) **US10** (Satin Bronze) **US10B** (Satin Bronze-Oil Rubbed)
US26 (Bright Chrome) **US26D** (Satin Chrome) **US28** (Anodized Aluminum) **313** (Duranodic Dark Bronze)
315 (Black) **US26D-AM** (Antimicrobial) **US15** (Satin Nickel - 35 series only)

Device Length (Feet and Inches)

2' (2' Device for 2' Door - Vertical Device only) **3'** (3' Device for 2' 4" - 3' Door) **4'** (4' Device for 2' 10" - 4' Door)

Device Handing

RHR (Right Hand Reverse) **LHR** (Left Hand Reverse)

Touch Bar Trim Options

RSS (Emergency Exit- US32D only) **PUSH** (Embossed - Push) **SG** (Safety Glow) **KN** (Knurled) **BRAILLE** (Braille)
WH (Drainage/Weep holes in Mechanism Case - 3' device will have 5 holes - 6" spacing, 4' device will have 7 holes - 6" spacing)

Touch Bar Finish

US3 (Bright Brass) **US4** (Satin Brass) **US10** (Satin Bronze) **US10B** (Satin Bronze-Oil Rubbed)
US32 (Bright Stainless) **US32D** (Satin Stainless) **313** (Duranodic Dark Bronze) **315** (Black)
340 (Photoluminescent)

Dogging Options

CD (Cylinder Dogging - Panic Only) **HD** (Hex Dogging) **LD** (Less Dogging)
CDSI (Cylinder Dogging w/Indicator) **HDSI** (Hex Dogging w/ Indicator)

Switch Options

LX (Latchbolt Monitoring) **LXLC** (LBM Low Current) **RX** (Request to Exit) **RXLC** (Request to Exit Low Current)
RX2 (Request to Exit Double Switch) **LXRX** (LBM Request to Exit) **LXRXLC** (LBM Request to Exit Low Current)
WP-RX (Waterproof Request to Exit)

Prices subject to change without notice.

 Indicates products that have EPD documentation available and meet LEED v4.

Electric Options

CX (Chexit - Controlled Exit)	CX-RCM (Remote Chexit Module)	ES (Pullman Latch for Electric Strike)
FS (Fail Safe)	FSE (Fail Secure)	QEL (Quiet Electric Latch Retraction)
SS (Signal Switch)	EL (Electric Latch Retraction)	

Device Options

HH (Hurricane)	CYL (Include Cylinder)	PL (Include Pullman Latch)	GBK (Include GBK)
ALK (Standard Alarm Kit)	SEC (Include Security Screws)	AX (Accessible Device)	PN (Pneumatic Latch Retraction)

Rods For Surface / Concealed Vertical Devices only

OPR (1 piece Top Rod)	LBR (Less Bottom Rod)	LBRAFL (LBR with Aux. Fire Pin)
------------------------------	------------------------------	--

Strike Series

LS (Less Strike)	LTS (Less Top Strike)	1439 (Std. Rim)	249 (Std. CVC)
260U (Opt. SV Flush Transom)	260UF (Opt. SV Fire Flush Transom)	264 (Opt. Rim or SV)	266 (Std. SV)
283 (Opt. CV - Wood Frame)	299, 1410, 1606, 1609 (Opt. Rim)	299F (Std. SV Fire)	338 (Std. CV)
499F (Std. SV Fire LBR)	150 (Std. CVC-WDC)	1439F (Opt. Rim Fire)	

Bottom Strike Series

LBS (Less Bottom Strike)	248L-4 (Surface)	304L (Mortise)	349 (Std. CVC)
385A (Adjustable Mortise)	450 (Std. CVC-WDC)		

Strike Finish

US3 (Bright Brass)	US4 (Satin Brass)	US10 (Satin Bronze)	US10B (Satin Bronze-Oil Rubbed)
US19 (Flat Black)	US26 (Bright Chrome)	US26D (Satin Chrome)	US32 (Bright Stainless)
US32D (Satin Stainless)	MD (e-Moly)	SP313 (Dark Bronze)	SP10 (Satin Bronze)

Trim Options

LT (Less Trim)	386 (Standard DT / NL Trim)	550 (Opt. Offset Dummy Trim)	392-6 (Opt. Wire Pull Dummy Trim)
			388 (Night Latch Cylinder Trim)

Trim/ControlFinish

US3 (Bright Brass)	US4 (Satin Brass)	US10 (Satin Bronze)	US10B (Satin Bronze-Oil Rubbed)
US26 (Bright Chrome)	US26D (Satin Chrome)	SPBLK (Black Painted)	US26D-AM (Antimicrobial)

Control Options

LC (Less Control)	360 (Lever Control)	E360 (360 Elec. Unlocking)	360T (Thumbturn Control - Rim)
E360T (360T Elec. Unlocking)	374T (Thumbturn Control - SV)	376T (Thumbturn Control - CV)	376T WDC (376T for Wood Door)
E374T (374T Elec. Unlocking)	E376T (376T Elec. Unlocking)	E376T-WDC (376T-WDC Elec. Unlocking)	

Prices subject to change without notice.

 Indicates products that have EPD documentation available and meet LEED v4.

33A/35A Series - Summary (continued)

Control Lever Styles 06 Lever Standard

ACC (Accent Lever)	AST (Asti Lever)	MER (Merona Lever)
03K (03 Knurled Lever)	06K (06 Knurled Lever)	01, 02, 03, 05, 06, 07, 12, 16, 17, 18 (Levers)
LAT (Latitude)	LON (Longitude)	03 SS, 06 SS, 17 SS, LAT SS, LON SS, M57, M62 (Stainless Steel Levers)
M51, M52, M53, M54, M55, M56, M61, M63, M81, M82, M83, M84, M85, ME1, ME2, ME3		

Electric / Monitor Strike

OTH (Other Mfg Strike)	4263T1 (Rim Monitor Strike)	4268T1 (Rim Monitor Strike)	4690T2 (For 33/3547A-F)
4690-1T2 (for 33/3547A Non - Fire)	6111 (Rim W/Mull 33/3527A LBR)	6112 (33/35A Rim single door)	6113 (33/35A Rim single door)
6114 (33/35A Rim NL function)	6121 (33/35A Rim Double Door no Mullion)	6213 (Used with 33/3547A LBR)	

CHEXIT Options

B15 (BOCA 15 Second Delay)	0 (0 Second Delay)	15 (15 Second Delay)
30 (Second Delay)	M15 (15 Second Mute Delay)	INF (Infinite Delay)

Misc

CE (CE Labeled)	LCP (Less Cover Plate)	10WDA (#10WDA Cover Plate)	33A (33A-WDA Cover Plate)
CON (Connectors)	50WDC (50WDC Cover Plate)		

Door Material

AL (Aluminum Door)	HM (Hollow Metal)	WD (Wood Door)	CP (Composite Door)
INS2 (Insulclad - 1/2")	INS4 (Insulclad - 1/4")		

Door Thickness

1.3/4 (1-3/4" Standard)	2 (2" Thickness)	2.1/4 (2-1/4" Thickness)
--------------------------------	-------------------------	---------------------------------

Door Application

D (Double Egress)	P (Pair of Doors)	S (Single Door)
--------------------------	--------------------------	------------------------

Mullion Application

1654 (HM, used w/ 2 - 1606 Strikes)	4754 (HM, used w/ 2 - 4263 Monitor Strikes)	5654 (AL, used w/ 2 - 299 Strikes)
4954 (HM, used w/2 - 299/264 Strikes)	4854 (HM, used with a 299 & 6111ES)	5754 (AL, 1408 Strike Installed)

APPLICATION NOTE FOR 2' DEVICE :

Available on Surface and Concealed Vertical (panic and fire).

When vertical rod devices are used on both doors of a pair, operation of the inactive door (smaller door) will not disengage the active door, creating a potential safety issue for those using the inactive door during an emergency. In addition, standard hex or cylinder dogging is not available. Dogging is not available for this application on 33/3527A/47/49A/50A-WDC devices.

For pairs of doors using one 2' door Von Duprin recommends the following hardware combinations listed below for optimum safety in an emergency.

1. Surface or Concealed Vertical device on the 2' door (inactive) and a mortise device on the larger door (active). This combination is used primarily on Hollow Metal door applications only.
2. Automatic Flush Bolt on the 2' door (inactive) and a Surface or Concealed Vertical device on the larger door (active).

NOTE: The 2' door width is not available with any Electrical, Chexit, Hurricane or Windstorm options.

Prices subject to change without notice.

 Indicates products that have EPD documentation available and meet LEED v4.

Devices - 33A/35A Series

3' Devices are priced complete with standard trim, strike(s) and sex bolts. 4' add \$18 list. Cylinders are not included in price.

EXIT HARDWARE

Rim Devices

(Price includes 1439 Strike for ALF applications).
(For HMF and WDF applications the 299 strike is supplied at \$84 list deduct).

	US26D	US28	313	US10	US4/4A	US3/3A US15 US26 643E	315	US10B	Weight lbs.		Standard Trim/Control
									3'	4'	
33A/35A-EO	1673	1355	1359	1404	1404	1753	2107	1651	12	14	-
33A/35A-DT	2011	1693	1697	1879	1742	2153	2445	1989	15	18	386DT
33A/35A-NL	2270	1952	1956	2141	2001	2458	2704	2248	16	18	386NL*
33A/35A-NL-OP	1966	1648	1652	1831	1678	2046	2400	1944	15	16	388
33A/35A-L	2358	2040	2044	2124	1998	2496	2792	2336	17	19	360L**
33A/35A-L-BE	2324	2006	2010	2097	1952	2455	2758	2302	17	19	360L-BE**
33A/35A-L-DT	2305	1987	1991	2072	1942	2438	2739	2283	17	19	360L-DT**
33A/35A-TL	2384	2066	2070	2154	2015	2522	2818	2362	17	19	360T**
33A/35A-TL-BE	2349	2031	2035	2124	1977	2483	2783	2327	17	19	360T-BE**
33A/35A-T	2384	2066	2070	2154	2015	2522	2818	2362	17	19	360T**
33A/35A-T-BE	2349	2031	2035	2124	1977	2483	2783	2327	17	19	360T-BE**

FIRE EXIT HARDWARE

Rim Devices

(Price includes 299F Strike for single door applications only.)
(For double door applications the 499F Strike will be supplied at an additional \$102 list add).

33A/35A-EO-F	1775	1457	1461	1506	1506	1855	2209	1753	12	14	-
33A/35A-NL-F	2372	2054	2058	2243	2103	2560	2806	2350	16	18	386NL*
33A/35A-NL-OP-F	2068	1750	1754	1933	1780	2148	2502	2046	15	16	388
33A/35A-L-F	2460	2142	2146	2226	2100	2598	2894	2438	17	19	360L**
33A/35A-L-BE-F	2426	2108	2112	2199	2054	2557	2860	2404	17	19	360L-BE**
33A/35A-TL-F	2486	2168	2172	2256	2117	2624	2920	2464	17	19	360T**
33A/35A-TL-BE-F	2451	2133	2137	2226	2079	2585	2885	2429	17	19	360T-BE**
33A/35A-T-F	2486	2168	2172	2256	2117	2624	2920	2464	17	19	360T**
33A/35A-T-BE-F	2451	2133	2137	2226	2079	2585	2885	2429	17	19	360T-BE**

33A/35A Rim Notes:

- * **Handing** - the 386NL series trim is handed and not field reversible. Please specify handing, RHR or LHR.
- ** **Wood Doors** - 33A-WDA cover plate is required for the 360 series control and will be supplied at an additional, \$50 list add.
- Finish** - US3A, US4A, consult factory for lead time.
- Finish** - US15 finish available on series 35A only.
- Finish** - US10B finish has 313 finish device with US10B parts.

Prices subject to change without notice.

 Indicates products that have EPD documentation available and meet LEED v4.

33A/35A Series - Devices (continued)

3' Devices are priced complete with standard trim, strike(s) and sex bolts.
 2' add \$75 list , 4' add \$18 list.
 Cylinders are not included in price.

EXIT HARDWARE

Surface Vertical Rod Devices

(Price includes 266, 248L-4 and 304L Strikes)

	US26D	US28	313	US10	US4/4A	US3/3A US15 US26 643E	315	US10B	Weight lbs.			Standard Trim/Control
									2'	3'	4'	
33A/3527A-EO	2317	1979	2034	2054	2043	2408	2890	2468	13	16	19	-
33A/3527A-DT	2655	2317	2372	2529	2381	2808	3228	2806	16	19	22	386DT
33A/3527A-NL	2914	2576	2631	2791	2640	3113	3487	3065	17	20	23	386NL*
33A/3527A-NL-OP	2610	2272	2327	2481	2317	2701	3183	2761	17	19	21	388
33A/3527A-L	3002	2664	2719	2774	2637	3151	3575	3153	16	19	22	360L**
33A/3527A-L-BE	2968	2630	2685	2747	2591	3110	3541	3119	16	19	22	360L-BE**
33A/3527A-L-DT	2949	2611	2666	2722	2581	3093	3522	3100	16	19	22	360L-DT**
33A/3527A-TL	3366	3028	3083	3279	2992	3577	3939	3517	19	22	25	386DT/374T**
33A/3527A-TL-BE	3331	2993	3048	3249	2954	3538	3904	3482	19	22	25	386DT/374T-BE**
33A/3527A-T	3028	2690	2745	2804	2654	3177	3601	3179	19	22	25	360T**
33A/3527A-T-BE	2993	2655	2710	2774	2616	3138	3566	3144	19	22	25	360T-BE**

FIRE EXIT HARDWARE

Surface Vertical Rod Devices

(Price includes 299F and 304L Strikes)

33A/3527A-EO-F	2393	2025	2086	2109	2094	2493	2939	2556	13	16	19	-
33A/3527A-NL-F	2990	2622	2683	2846	2691	3198	3536	3153	17	20	23	386NL*
33A/3527A-NL-OP-F	2686	2318	2379	2536	2368	2786	3232	2849	13	16	19	388
33A/3527A-L-F	3078	2710	2771	2829	2688	3236	3624	3241	16	19	22	360L**
33A/3527A-L-BE-F	3044	2676	2737	2802	2642	3195	3590	3207	16	19	22	360L-BE**
33A/3527A-TL-F	3442	3074	3135	3334	3043	3662	3988	3605	18	22	25	386DT/374T**
33A/3527A-TL-BE-F	3407	3039	3100	3304	3005	3623	3953	3570	18	22	25	386DT/374T-BE**
33A/3527A-T-F	3104	2736	2797	2859	2705	3262	3650	3267	18	22	25	360T**
33A/3527A-T-BE-F	3069	2701	2762	2829	2667	3223	3615	3232	18	22	25	360T-BE**

33A/3527A Notes:

* **Handing** - the 386NL series trim is handed and not field reversible. Please specify handing, RHR or LHR.

** **Wood Doors** - 33A-WDA cover plate is required for the 360 series control and 10WDA for 370 series controls and will be supplied at an additional, **\$50 list add**.

Finish - US3A, US4A, consult factory for lead time.

Finish - US15 finish available on series 35A only.

Finish - US10B finish has 313 finish device with US10B parts.

**3' Devices are priced complete with standard trim, strike(s) and sex bolts.
2' add \$75 list, 4' add \$18 list.
Cylinders are not included in price.**

EXIT HARDWARE

Concealed Vertical Rod Devices

(Price includes 338 and 385A Strikes)

	US26D	US28	313	US10	US4/4A	US3/3A US15 US26 643E	315	US10B	Weight lbs.			Standard Control	Trim/
									2'	3'	4'		
33A/3547A-EO	2377	1994	2037	2084	2084	2463	2897	2482	12	16	18	-	
33A/3547A-DT	2715	2332	2375	2559	2422	2863	3235	2820	16	19	22	386DT	
33A/3547A-NL	2974	2591	2634	2821	2681	3168	3494	3079	18	20	22	386NL*	
33A/3547A-NL-OP	2670	2287	2330	2511	2358	2756	3190	2775	17	19	21	388	
33A/3547A-L	3062	2679	2722	2804	2678	3206	3582	3167	16	19	22	360L**	
33A/3547A-L-BE	3028	2645	2688	2777	2632	3165	3548	3133	16	19	22	360L-BE**	
33A/3547A-L-DT	3009	2626	2669	2752	2622	3148	3529	3114	16	19	22	360L-DT**	
33A/3547A-TL	3426	3043	3086	3309	3033	3632	3946	3531	20	22	24	386DT/376T**	
33A/3547A-TL-BE	3391	3008	3051	3279	2995	3593	3911	3496	20	22	24	386DT/376T-BE**	
33A/3547A-T	3088	2705	2748	2834	2695	3232	3608	3193	20	22	24	360T**	
33A/3547A-T-BE	3053	2670	2713	2804	2657	3193	3573	3158	20	22	24	360T-BE**	

FIRE EXIT HARDWARE

Concealed Vertical Rod Devices

(Price includes 338 and 385A Strikes)

33A/3547A-EO-F	2480	2118	2151	2219	2219	2569	3010	2624	14	16	18	-	
33A/3547A-NL-F	3077	2715	2748	2956	2816	3274	3607	3221	18	20	22	386NL*	
33A/3547A-NL-OP-F	2773	2411	2444	2646	2493	2862	3303	2917	14	16	18	388	
33A/3547A-L-F	3165	2803	2836	2939	2813	3312	3695	3309	16	19	22	360L**	
33A/3547A-L-BE-F	3131	2769	2802	2912	2767	3271	3661	3275	16	19	22	360L-BE**	
33A/3547A-TL-F	3529	3167	3200	3444	3168	3738	4059	3673	20	22	24	386DT/376T**	
33A/3547A-TL-BE-F	3494	3132	3165	3414	3130	3699	4024	3638	20	22	24	386DT/376T-BE**	
33A/3547A-T-F	3191	2829	2862	2969	2830	3338	3721	3335	20	22	24	360T**	
33A/3547A-T-BE-F	3156	2794	2827	2939	2792	3299	3686	3300	20	22	24	360T-BE**	

33A/3547A Notes:

- * **Handing** - the 386NL series trim is handed and not field reversible. Please specify handing, RHR or LHR.
- ** **Wood Doors** - 33A-WDA cover plate is required for the 360 series control and 10WDA for 370 series controls and will be supplied at an additional, **\$50 list add**.
- Finish** - US3A, US4A, consult factory for lead time.
- Finish** - US15 finish available on series 35A only.
- Finish** - US10B finish has 313 finish device with US10B parts.

33A/35A Series - Devices

3' Devices are priced complete with standard trim, strike(s) and sex bolts.
 2' add \$75 list, 4' add \$18 list.
 Cylinders are not included in price.

EXIT HARDWARE

Concealed Vertical Rod Devices

(Price includes 338 and 385A Strikes)
 For Hollow Metal doors

	US26D	US28	313	US10	US4/4A	US3/3A US15 US26 643E	315	US10B	Weight lbs.			Standard Trim/Control
									2'	3'	4'	
33A/3548A-EO	2657	2274	2316	2364	2364	2743	3177	2761	14	16	18	-
33A/3548A-DT	2995	2612	2654	2839	2702	3143	3515	3099	16	19	22	386DT
33A/3548A-NL	3254	2871	2913	3101	2961	3448	3774	3358	18	20	22	386NL*
33A/3548A-NL-OP	2950	2567	2609	2791	2638	3036	3470	3054	17	19	21	388
33A/3548A-L	3342	2959	3001	3084	2958	3486	3862	3446	16	19	22	360L
33A/3548A-L-BE	3308	2925	2967	3057	2912	3445	3828	3412	16	19	22	360L-BE
33A/3548A-L-DT	3289	2906	2948	3032	2902	3428	3809	3393	16	19	22	360L-DT
33A/3548A-TL	3706	3323	3365	3589	3313	3912	4226	3810	20	22	24	386DT/376T
33A/3548A-TL-BE	3671	3288	3330	3559	3275	3873	4191	3775	20	22	24	386DT/376T-BE
33A/3548A-T	3368	2985	3027	3114	2975	3512	3888	3472	20	22	24	360T
33A/3548A-T-BE	3333	2950	2992	3084	2937	3473	3853	3437	20	22	24	360T-BE

FIRE EXIT HARDWARE

Concealed Vertical Rod Devices

(Price includes 338 and 385A Strikes)
 For Hollow Metal doors

33A/3548A-EO-F	2759	2397	2431	2499	2499	2848	3290	2904	14	16	18	-
33A/3548A-NL-F	3356	2994	3028	3236	3096	3553	3887	3501	18	20	22	386NL*
33A/3548A-NL-OP-F	3052	2690	2724	2926	2773	3141	3583	3197	14	16	18	388
33A/3548A-L-F	3444	3082	3116	3219	3093	3591	3975	3589	16	19	22	360L
33A/3548A-L-BE-F	3410	3048	3082	3192	3047	3550	3941	3555	16	19	22	360L-BE
33A/3548A-TL-F	3808	3446	3480	3724	3448	4017	4339	3953	20	22	24	386DT/376T
33A/3548A-TL-BE-F	3773	3411	3445	3694	3410	3978	4304	3918	20	22	24	386DT/376T-BE
33A/3548A-T-F	3470	3108	3142	3249	3110	3617	4001	3615	20	22	24	360T-BE
33A/3548A-T-BE-F	3435	3073	3107	3219	3072	3578	3966	3580	20	22	24	360T-BE

33A/3548A Notes:

- * **Handing** - the 386NL series trim is handed and not field reversible. Please specify handing, RHR or LHR.
- Finish** - US3A, US4A, consult factory for lead time.
- Finish** - US15 finish available on series 35A only.
- Finish** - US10B finish has 313 finish device with US10B parts.

**3' Devices are priced complete with standard trim, strike(s) and sex bolts where shown.
2' add \$75 list, 4' add \$18 list.
Cylinders are not included in price.**

For Concealed Vertical Cable Devices prices shown are for Door Opening Heights 6'0" -10'0"

EXIT HARDWARE

Concealed Vertical Cable Devices

(Price includes 249 and 349 Strikes)

For Hollow Metal doors

	US26D	US28	313	US10	US4/4A	US3/3A	315	US10B	Weight lbs.			Standard Trim/Control
						US15 US26 643E			2'	3'	4'	
33A/3549A-EO	2393	2008	2040	2099	2099	2480	2916	2514	12	16	18	-
33A/3549A-DT	2731	2346	2378	2574	2437	2880	3254	2852	16	19	22	386DT
33A/3549A-NL	2990	2605	2637	2836	2696	3185	3513	3111	18	20	22	386NL*
33A/3549A-NL-OP	2686	2301	2333	2526	2373	2773	3209	2807	17	19	21	388
33A/3549A-L	3078	2693	2725	2819	2693	3223	3601	3199	16	19	22	360L
33A/3549A-L-BE	3044	2659	2691	2792	2647	3182	3567	3165	16	19	22	360L-BE
33A/3549A-L-DT	3025	2640	2672	2767	2637	3165	3548	3146	16	19	22	360L-DT
33A/3549A-T	3104	2719	2751	2849	2710	3249	3627	3225	20	22	24	360T
33A/3549A-T-BE	3069	2684	2716	2819	2672	3210	3592	3190	20	22	24	360T-BE

FIRE EXIT HARDWARE

Concealed Vertical Cable Devices

(Price includes 249 and 349 Strikes)

For Hollow Metal doors

33A/3549A-EO-F	2498	2113	2145	2204	2204	2585	3021	2619	14	16	18	-
33A/3549A-NL-F	3095	2710	2742	2941	2801	3290	3618	3216	18	20	22	386NL*
33A/3549A-NL-OP-F	2791	2406	2438	2631	2478	2878	3314	2912	14	16	18	388
33A/3549A-L-F	3183	2798	2830	2924	2798	3328	3706	3304	16	19	22	360L
33A/3549A-L-BE-F	3149	2764	2796	2897	2752	3287	3672	3270	16	19	22	360L-BE
33A/3549A-T-F	3209	2824	2856	2954	2815	3354	3732	3330	20	22	24	360T
33A/3549A-T-BE-F	3174	2789	2821	2924	2777	3315	3697	3295	20	22	24	360T-BE

33A/3549A Notes:

- * **Handing** - The 386NL series trim is handed and not field reversible. Please specify handing, RHR or LHR.
- Finish** - US3A, US4A, consult factory for lead time.
- Finish** - US15 finish available on series 35A only.
- Finish** - US10B finish has 313 finish device with US10B parts.
- Door Opening Height** - Specify door opening height if other than the default.
For door opening heights more than 10', consult factory.

For Concealed Vertical Cable Devices - Less Cable System (LCS) Deduct \$965 List

Nominal Door Opening Height		Top Cable	Bottom Cable
72"-82"	6' - 6'10'	47250398	47250403
*>82"-96"	*6'10' - 8'	47250175	47250178
>96" - 110"	>8' - 9'2"	47250176	47250179
>110" - 120"	>9'2" - 10'	47250177	47250180

*Default door opening height

Prices subject to change without notice.

 Indicates products that have EPD documentation available and meet LEED v4.

33A/35A Series - Devices

3' Devices are priced complete with standard trim, strike(s) and sex bolts.
 2' add \$75 list, 4' add \$18 list.
 Cylinders are not included in price.

EXIT HARDWARE

Wood Door Concealed Vertical Cable Devices

(Price includes 150 and 450 Strikes, Sex Bolts, and Scalp Plate)

	US26D	US28	313	US10	US4/4A	US3/3A US15 US26 643E	315	US10B	Weight lbs.			Standard Trim/Control
									2'	3'	4'	
33A/3550A-WDC-EO	2371	2144	2306	2390	2468	2637	2986	2844	12	16	18	—
33A/3550A-WDC-DT	2709	2482	2644	2865	2806	3037	3324	3182	16	19	22	386DT
33A/3550A-WDC-NL	2968	2741	2903	3127	3065	3342	3583	3441	18	20	22	386NL*
33A/3550A-WDC-NL-OP	2664	2437	2599	2817	2742	2930	3279	3137	17	19	21	388
33A/3550A-WDC-L	3106	2879	3041	3160	3112	3430	3721	3579	16	19	22	360L/33A-WDA
33A/3550A-WDC-L-BE	3072	2845	3007	3133	3066	3389	3687	3545	16	19	22	360L-BE/33A-WDA
33A/3550A-WDC-L-DT	3053	2826	2988	3108	3056	3372	3668	3526	16	19	22	360L-DT/33A-WDA
33A/3550A-WDC-T	3132	2905	3067	3190	3129	3456	3747	3605	20	22	24	360T/33A-WDA
33A/3550A-WDC-T-BE	3097	2870	3032	3160	3091	3417	3712	3570	20	22	24	360T-BE/33A-WDA

For Devices Less Cable System (LCS) Deduct \$1105 List

FIRE EXIT HARDWARE

Wood Door Concealed Vertical Cable Devices

(Price includes 150 and 450 Strikes, Sex Bolts, and Scalp Plate)

33A/3550A-WDC-EO-F	2671	2444	2606	2690	2768	2937	3286	3144	14	16	18	—
33A/3550A-WDC-NL-F	3268	3041	3203	3427	3365	3642	3883	3741	18	20	22	386NL*
33A/3550A-WDC-NL-OP-F	2964	2737	2899	3117	3042	3230	3579	3437	14	16	18	388
33A/3550A-WDC-L-F	3406	3179	3341	3460	3412	3730	4021	3879	16	19	22	360L/33A-WDA
33A/3550A-WDC-L-BE-F	3372	3145	3307	3433	3366	3689	3987	3845	16	19	22	360L-BE/33A-WDA
33A/3550A-WDC-T-F	3432	3205	3367	3490	3429	3756	4047	3905	20	22	24	360T/33A-WDA
33A/3550A-WDC-T-BE-F	3397	3170	3332	3460	3391	3717	4012	3870	20	22	24	360T-BE/33A-WDA

For Devices Less Cable System (LCS) Deduct \$1405 List

33A/3550A-WDC Notes:

- * **Handing** - the 386NL series trim is handed and not field reversible. Please specify handing, RHR or LHR.
- Finish** - US3A, US4A, consult factory for lead time.
- Finish** - US15 finish available on series 35A only.
- Finish** - US10B finish has 313 finish device with US10B parts.
- Door Opening Height** - must be specified when placing an order.
- Other heights over 10' are available, consult factory for lead time.
- Non-standard Center Lines or Threshold installed** - consult customer support.

Standard Door Opening Height Range	Top Cable	Bottom Cable
6'8" - 7'0"	24648180	24647265
7'1" - 8'0"	24647273	24647265
8'1" - 9'0"	24647281	24647265
9'1" - 10'0"	24647299	24647265

Prices subject to change without notice.

 Indicates products that have EPD documentation available and meet LEED v4.

Cylinder Dogging

(Not for use with Fire Exit Hardware)

Prefix		List Add
CD	Standard Baseplate Cylinder Dogging	94
LD	Less Dogging	44
CDSI	Cylinder Dogging w/ Indicator	310
HDSI	Hex Dogging w/ Indicator	223

Pneumatic Devices

Prefix		Order Part Number	Each Price	List Add
PN	Pneumatic			1373
Accessories				
PNT-1	Pneumatic Power Transfer	012014-36		601
PN Connector	Pneumatic Connector	051827-00		37
PN Tubing	25' length	051828-00		24
	50' length	051823-00		32
	100' length	051824-00		54
	200' length	051825-00		103

Pushbar Options

Suffix		List Add
BRAILLE	Vision Impaired Touchpad, Raised Letters and Braille (US32D) Specify handing, RHR or LHR. Standard reads "Caution Stairwell." Optional up to 20 alpha / numeric characters on single line, consult factory.	121
PUSH	Brass, Bronze and Stainless Touchbar trims embossed "PUSH". Specify handing, RHR or LHR. No additional charge when specified with device.	NC
RSS	Red Silkscreened Touchbar trims (Standard on SS devices). "Emergency Exit Only, Push to Open and Sound Alarm" No additional charge when specified with device. Specify handing, RHR or LHR.	NC
KN	Knurled Touchpad No additional charge when specified with device.	NC
SG	Safety Glow feature - for 3' device	442
	Safety Glow feature - for 4' device	460

Weep Holes

Suffix		List Add
WH	Drainage (Weep) Holes in Mechanism Case 3' device will have 5 holes - 6" spacing, 4' device will have 7 holes	86

Hurricane Device

Prefix		List Add
HH	33/3547A-F Device with Standard Strikes	N/C

Door Thickness >2-1/4" - 4 1/4"

Suffix		List Add
Door Thickness > 2-1/4" - <= 4 1/4"	33A/35A with EO (exit only no trim)	86
	33A/35A with DT (386), NL (386) or NL-OP (388)	172
	33A/35A with L, L-BE (360)	212
	33A/35A with L-DT (360)	170

Von Duprin Remote Undogging and Remote Monitoring Kit

- Modular Retrofit Kit for 98/99 and 33A/35A Series Devices
- Access control managed via an IP or RS-485 connection to the gateway through Allegion software alliance members.

** Please note, ENGAGE cloud based management not available.**

- Consult your access control software provider for pricing and specific scope of support.

For details regarding the configurations that are available, please see page 266 of the Schlage Electronics Price Book.

Prices subject to change without notice.

 Indicates products that have EPD documentation available and meet LEED v4.

33A/35A Series - Options

Insulclad or Applied Panel

(Not available for fire door applications)

Suffix		List Add
INS-2	1/2" Panel - for 33/3547A devices. Order part number 050399	65
INS-4	1/4" Panel - for 33/3547A devices. Order part number 050398	65
INS-2-KIT-33/3549A	1/2" Panel - for 33/3549A devices. Order part number 2412277	65
INS-4-KIT-33/3549A	1/4" Panel - for 33/3549A devices. Order part number 2412293	65

Electric Latch Retraction

See 33A/35A Product Catalog for required accessory equipment

Device Prefix	Description	List Add
EL	Electric Latch Retraction	894
HD-EL	Electric Latch Retraction with Hex Dogging (Panic Only)	894
QEL	Quiet Electric Latch Retraction	887
HD-QEL	Quiet Electric Latch Retraction with Hex Dogging (Panic Only)	887

EL Conversion Kits

(Field Conversion Kits for Electric Latch Retraction)

	Standard		Allegion Connect -CON		List Price
	3' device	4' device	3' device	4' device	
EL Baseplate Conversion Kit	050070	050078	050853	050854	1043
HD-EL Baseplate Conversion Kit (Hex Dogging included - Panic Only)	050384	050385	050855	050856	1043

QEL Conversion Kits

(Field Conversion Kits for Quiet Electric Latch Retraction)

Baseplate Conversion Kits (May be used for ANY conversion application)

QEL Baseplate Conversion Kit	958003	040065	040063	040066	932
HD-QEL Baseplate Conversion Kit (Hex Dogging included - Panic Only)	958004	040067	040064	040068	932

Modular Conversion Kits (For Panic Devices, for Fire-rated Devices sold after October 2014, or for replacing existing motor)

QEL Modular Conversion Kit	114317	114317	040061	040061	887
HD-QEL Modular Conversion Kit (Hex Dogging included - Panic Only)	958002	958002	040062	040062	887

Exit Alarm

Suffix

ALK		List Add
ALK	Exit Alarm available on 33A, 35A series Panic and Fire Devices. Price includes switch - "RX" switch, "LX" is optional at no additional charge. For vertical rod tampering monitoring on Surface Vertical Devices, specify device with LX (Latch Bolt Monitor Switch). To order Less Switch, Deduct \$242 list. 9 volt battery included.	599

Switches

(available on all 33A/35A Series Devices)

Prefix		List Add
RX	Request to Exit	242
WP-RX	Waterproof Request to Exit	348
RX-LC	Request to Exit Low Current	280
RX-2	Request to Exit Double Switch	300
RX-AUX	RX to RX-2 Conversion - Order part number 050271.	250
* LX	Latchbolt Monitoring	242
* LX-LC	Latchbolt Monitoring Low Current	280
* LX-RX	Request to Exit / Latchbolt Monitoring combination	365
* LX-RX-LC	Request to Exit / Latchbolt Monitoring combination Low Current	437
SS	Signal Switch - for Rim and Vertical Rod Devices	494

* For 33/3549A and 33/3550A-WDC, LX switch monitors trim input or electric dogging of EL/QEL devices. LX switch does not monitor latch condition.
See page 107 for field-installed switch kit part numbers.

Prices subject to change without notice.

 Indicates products that have EPD documentation available and meet LEED v4.

Options - 33A/35A Series

Pullman Latches

(Not for use with Fire Exit Hardware)

Prefix		List Add
PL	33A/3527A Device PL Top and PL Bottom	252
	33A/3547A Device PL Top and PL Bottom	352
ES	33A/3527A Device LBR with PL Top Latch for electric strike application.	126
	33A/3547A Device LBR with PL Top Latch for electric strike application.	176

NOTE: A Panic LBR device is one point latching not two point. Security of the opening may be compromised.

49 Cable System

(Device Type and Door Opening Height must be specified when ordering)

Prefix Suffix		List Price
CS	Complete Cable System Includes: Top and Bottom Strikes, Latches, Centerslides, Cables and Mounting Packs	Door Opening Heights - 6'0" to 10'0" 965
CS LBL	Cable System - Less Bottom Latch Includes: Top Strike, Top Latch, Top Cable, Centerslides, Mounting Packs	Door Opening Heights - 6'0" to 10'0" 901
CS LBL - 49AFL	Cable System - Less Bottom Latch - with Fire Pin Kit Includes: Top Strike, Top Latch, Top Cable, Centerslides, Mounting Packs and Fire Pin Kit	Door Opening Heights - 6'0" to 10'0" 1059

For door opening heights less than 6'10" and more than 10', consult factory.
Consult customer support for non-standard center lines or if a threshold is installed.

50 WDC Cable System

(Device Type and Door Height must be specified when ordering)

Prefix	Suffix		List Price
CS		Complete Cable System Includes: Top and Bottom Latches, Strikes, Cables, Centerslide, Mounting Packs	1105
CS	F	Fire-Rated Complete Cable System Includes: Top and Bottom Latches, Strikes, Cables, Centerslide, Mounting Packs, Fire kit	1405
CS	LBL	Cable System - Less Bottom Latch Includes: Top Latch, Strike, Cable, Centerslide, Mounting Packs	1054
CS	LBL-F	Fire-Rated Cable System - Less Bottom Latch Includes: Top Latch, Strike, Cable, Centerslide, Mounting Packs, Fire kit, Fire Pin kit	1390

Chexit

(available on all 33A/35A Series Devices)

Prefix		List Add
CX	Chexit – Controlled Exit Device (15 Second Delay furnished standard) Chexit 33A/35A devices are only available with functions EO, DT, L-DT, L-BE x E360, T-BE x E360T DT Function requires an electric strike to access opening. For CX33/3527A panic and fire devices, two Rod Guards (RGO) supplied standard. Add \$564 list per device. For doors over 7' additional RGO's will be added as needed to protect the rods. For each additional RGO, add \$282 List . For latch protection, latch guards (LGO) found on page 100 can be ordered separately.	1758
CX Options:	RCM Remote Chexit Module	251
	* RCM KIT-33A Less Module - specify part number 040198-00 and finish.	251
	* RCM KIT-35A Less Module - specify part number 040199-00 and finish.	251
	0 Delay 0 Second Delay	129
	** 30 Delay 30 Second Delay	129
	√ BOCA-15 Delay 15 second delay with BOCA Modification	129
	√** BOCA-30 Delay 30 second delay with BOCA Modification	129
	√** Other Delays 2-60 Seconds in 2 Second Intervals or infinite delay	173

* 15 second Module sold separately, specify part number 040086.

**Over 15 second delay requires a letter of approval from the authority having local jurisdiction over the premises prior to the installation of the device.

Allegion cannot grant such approval nor does it warrant local jurisdiction compliance.

√ Consult factory for lead time.

Chexit is not available with any electrical options (EL, QEL, PN).

Chexit is not available with any switches (RX, RXLC, RX2, WPRX, LX, LXLC, LXX, LXXLC)

Prices subject to change without notice.

 Indicates products that have EPD documentation available and meet LEED v4.

33A/35A Series - Options

Accessible Device

Prefix		List Add
AX	Accessible device compliant with the California Building Code (Section 11B-309.4) requirement for 5 lb. maximum operational force. Available on AX33/35A, AX33/35A-F Rim, AX33/3549A LBL and LBL-AFL. Trim functions available EO, DT, NL, L, LBE, LDT, T, and TBE. EL option available. Not available with QEL or CX.	60

Connectors

Suffix		List Add
CON	Cross-category solution using interconnect components for electrified options. Available with ALK, LX, LXLC, LXR, LXRLC, RX and RXLC switches, CX, EL and QEL	N/C

Electric Unlocking

Prefix		List Add
E360	Electric Unlocking of outside Lever or Thumbturn Controls (BE Trim Only), 360L-BE, 360T-BE 24VDC furnished standard. 12VDC available, consult factory for lead time. Specify Fail Secure (FSE) or Fail Safe (FS). Prefix Lever or Thumbturn Control with "E" Example: E360L-BE E376T-BE and E376T-BE available, consult factory for lead time.	599

Less Bottom Rod/Less Bottom Latch

Suffix		List Add
LBR	Less bottom rod available with UL Fire Label at no additional charge on 33/3527A-F and 33/3547A-F LBR devices must be ordered in pairs of vertical rod devices.	N/C
		Deduct
	Less bottom rod, Panic 33/3527A	112
	Less bottom rod, Panic 33/3547A	120
		List Price
LBR-KIT	Fire Latch Kit, complete auxiliary bolt field replacement kit. Order part number 050171-32	446
		Deduct
LBL	Less bottom latch available on 33/3549A and 33/3550A-WDC (Panic) 33/3549A-F LBL and 33/3550A-WDC-F LBL devices must be ordered in pairs of vertical latch devices with one Fire Pin Kit per pair.	LBL Only 120
		LBL Only
		Deduct
	First Leaf - 33/3549A-F LBL and 33/3550A-WDC-F LBL	120
		Add
	Second Leaf - 33/3549A-F LBL and 33/3550A-WDC-F LBL LBL Only with Fire Pin Kit	27
		List Price
49 Fire Pin Kit	49 Fire Pin Kit, complete auxiliary bolt field replacement kit. Order part number 051860-32	147

Anti-Microbial Finish

Suffix		List Add
AM	Antimicrobial Coating available in US26D and US32D, use suffix-AM when ordering. Example US26D-AM	
	For Device with or without Trim	66
	For Trim Only (US26D-AM)	31

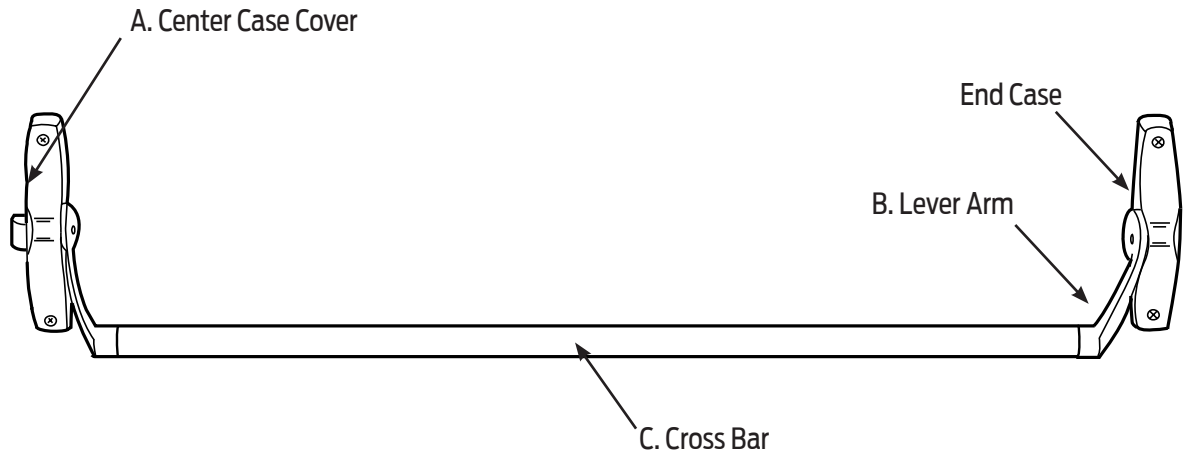
Quiet Mechanical

Prefix		List Add
QM	Controls motion to reduce operational noise. The QM device option provides damper-controlled re-latching. Available on 33A/35A rim and 33/3527A devices. Compatible with most of the device options including QEL, EL, AX, RX, and CD. Not available with CX and LX.	185

Prices subject to change without notice.

 Indicates products that have EPD documentation available and meet LEED v4.

Finish Chart - 55 Series



Standard Finishes

Color	US Number	BHMA Number	A, B	C
Bright Brass	US3	605	Buffed Brass, Clear Coat	Buffed Brass, Clear Coat
Satin Brass	US4	606	Satin Brass, Clear Coat	Satin Brass, Clear Coat
Satin Bronze	US10	612	Plated, Clear Coat	Plated, Clear Coat
Satin Bronze, Oil-Rubbed	US10B	613	Oil-Rubbed	Oil-Rubbed
Polished Chrome	US26	625	Plated	Bright Stainless Steel US32, 629
Satin Chrome	US26D	626	Plated	Satin Stainless Steel US32D, 630
Satin Chrome - Antimicrobial	US26D-AM	626-AM	AM Clear over Chrome	AM Clear over Stainless
Aged Bronze	643E	-	Aged Bronze, Relieved	Aged Bronze, no Relief

Special Finishes

Color	US Number	BHMA Number	A, B	C
Bright Brass - no Lacquer	US3A	-	Buffed Brass	Bright Brass US3A
Satin Brass - no Lacquer	US4A	-	Satin Brass	Satin Brass US4A
Painted Black	SPBLK	-	Painted	Painted Black, SPBLK

55 Series Sex Bolt Quantities

Application	625 Sex Bolts (Supplied)
55 and 5547WDC	4
5547 and 5575	2
5547 EO, DT, NL on Wood Door	4

Prices subject to change without notice.

55 Series - Summary

EXIT HARDWARE

Type of Device

None (Rim)	5547 (Conc. Vertical)	5547WDC (Conc. Vert. WD)	5575 (Mortise Lock, FS or FSE)
-------------------	------------------------------	---------------------------------	---------------------------------------

Function

EO (Exit Only)	DT (Dummy Trim)	L (Lever-06 Standard)	LDT (Lever-Dummy Trim)
NL (Night Latch-Key Retracts)	NLOP (Night Latch, Opt. Pull)	TLOP (Turn Lever, Opt. Pull)	TL (Turn Lever)
LBE (Lever-Blank Escutcheon)	TLBE (Turn Lever - Blank Escutcheon)		

Rating

None (Panic Exit Device)	-F (Fire Exit Device)
---------------------------------	------------------------------

Device Finish

US3 (Bright Brass)	US4 (Satin Brass)	US10 (Satin Bronze)	US26 (Bright Chrome)
US26D (Satin Chrome)	US10B (Satin Bronze-Oil Rubbed)	SPBLK (Black Painted)	

Device Handing

RHR (Right Hand Reverse)	LHR (Left Hand Reverse)
---------------------------------	--------------------------------

Cross Bar Options

RCB (Reinforced Crossbar)	KN (Knurled)
----------------------------------	---------------------

Switch Options

RX (Request to Exit)

Electric Options

E (Electric Locking- Mortise, FS or FSE)	ES (Pullman Latch for Electric Strike)
---	---

Device Options

CYL (Include Cylinder)	SLM (Include SLM Blocking)
-------------------------------	-----------------------------------

Rods For Concealed Vertical Devices only

LBR (Less Bottom Rod)

Strike Series

LS (Less Strike)	LTS (Less Top Strike)	1409 (Std. 55 Rim)	472U (Opt. 5547WDC 1-3/4)
473U (Opt. 5547WDC 2-1/4)	264 (Opt. Rim or SV)	471U (Std. CV 5547)	575 (Std. 5575 Mortise)
299, 1410, 1606, 1609 (Opt. Rim)	575-2 (Opt. 5575 Mortise)	338 (Std. CV 5547)	576A (Opt. 5575 1-3/4)
576B (Opt. 5575 2-1/4)			

Bottom Strike Series

LBS (Less Bottom Strike)	301L (Standard 5547-F)	304L (Standard 5547)	385A (Optional)
---------------------------------	-------------------------------	-----------------------------	------------------------

Prices subject to change without notice.

Strike and Mortise Finish

US3 (Bright Brass)	US4 (Satin Brass)	US10 (Satin Bronze)	US10B (Satin Bronze-Oil Rubbed)
US19 (Flat Black)	MD (e-Moly)	SP313 (Dark Bronze)	US32 (Bright Stainless)
US32D (Satin Stainless)	US26 (Bright Chrome, N/A 5575)	SP10 (Sprayed Bronze)	US26D (Satin Chrome, N/A 5575)
US9A (Pol. Bronze-no Lacquer)	US10A (Satin Bronze-no Lacquer)		

Trim Options

LT (Less Trim)	550DT (Dummy Trim)	555NL (Night Latch - HM)	556NL (Night Latch - WD)
555NL-CA (Night Latch w/Cyl-HM)	LCA (Less Cylinder Assy)	609DT (Dummy Trim)	556NL-CA (Night Latch w/Cyl-WD)
376L (std. 5547 Lever)	376L-BE (Lvr-Blank Escutcheon)	376WDC-L (5547 Lever)	376WDC-LBE (LBE for Wood Door)
379L (std. 55 Lever)	379L-BE (Lvr-Blank Escutcheon)	110WD-NL (Night Latch w/Cyl-WD)	E376L-BE (E-Trim)
110MD-NL (Night Latch w/Cyl-HM)			E379L-BE (E-Trim)
			E376WDC-L-BE (E-Trim)

Trim/Control Finish

US3 (Bright Brass)	US4 (Satin Brass)	US10 (Satin Bronze)	US10B (Satin Bronze-Oil Rubbed)
US9A (Pol. Bronze-no Lacquer)	US26D (Satin Chrome)	US26 (Bright Chrome)	US10A (Satin Bronze-no Lacquer)

Control Options

LC (Less Control)	371 (Lever Control - 5547)	375 (Lever Control - 5575)	376T (Thumbturn Control - 5547)
376T WDC (376T for Wood Door)	379L (Rim)		

Control Lever Styles 06 Lever Standard

03K (03 Knurled Lever)	06K (06 Knurled Lever)	01, 02, 03, 06, 07, 12, 17 (Levers)
-------------------------------	-------------------------------	--

Mortise Locks

LL (Less Lock)	7500 (Standard Mortise)	E7500 (Electric Unlocking)
-----------------------	--------------------------------	-----------------------------------

Mortise Lock E7500

Specify **FS** (Fail Safe) or **FSE** (Fail Secure) **24VDC** standard, specify 12VDC if required.
DC standard, specify **AC** if required.

Mortise Lock Finish

US3 (Bright Brass)	US4 (Satin Brass)	US10 (Satin Bronze)	US10B (Satin Bronze-Oil Rubbed)
US10A (Satin Bronze-no Lacquer)	US9A (Pol. Bronze-no Lacquer)	US32D (Satin Stainless)	US32 (Bright Stainless)

Prices subject to change without notice.

55 Series - Summary (continued)

Misc

10WDA (#10WDA Cover Plate)	589 (WD Cover Plate)
----------------------------	----------------------

Door Material

AL (Aluminum Door)	HM (Hollow Metal)	WD (Wood Door)	CP (Composite Door)
--------------------	-------------------	----------------	---------------------

Door Thickness

1.3/4 (1-3/4" Standard)	2 (2" Thickness)	2.1/4 (2-1/4" Thickness)
-------------------------	------------------	--------------------------

Door Application

D (Double Egress)	P (Pair of Doors)	S (Single Door)
-------------------	-------------------	-----------------

Prices subject to change without notice.

Devices - 55 Series

Devices are priced complete with standard trim, strikes, and sex bolts.
Cylinders are not included in price.

EXIT HARDWARE

Rim Devices

(Price includes 1409 Strike)

	US26D	US10B	US10	US4/4A	US3/3A US26 643E	SPBLK	Weight lbs.	Standard Trim/Control/Cover Plate
55EO	2694	2675	2520	2409	2922	2922	8	-
55DT	3192	3173	3018	2824	3434	3434	10	550DT
55NL	3317	3298	3143	2941	3561	3561	11	550DT/110MD/WD
55NL-OP	2819	2800	2645	2526	3049	3049		110MD/WD
55L	3546	3527	3284	3173	3890	3774	13	379L*
55L-BE	3513	3494	3256	3145	3849	3741	13	379L-BE*

EXIT HARDWARE

Concealed Vertical Rod Devices

(Price includes 471U and 304L Strikes)

5547EO	3295	3508	3160	3062	3676	3676	14	-
5547DT	3793	4006	3658	3477	4188	4188	16	550DT
5547NL	4028	4241	3904	3661	4428	4428	16	555NL
5547NL-OP	3648	3861	3514	3368	4039	4039		555CA
** 5547L	4146	4359	4011	3814	4584	4527	17	376L
** 5547L-BE	4113	4326	3978	3780	4552	4494	17	376L-BE
5547TL	4504	4717	4408	4088	4957	4899	19	550DT/376T
5547TL-BE	4469	4682	4378	4050	4918	4864	19	550DT/376T-BE

FIRE EXIT HARDWARE

Concealed Vertical Rod Devices

HOLLOW METAL DOORS ONLY

(Price includes 301L Strike)

5547EO-F	3503	3700	3498	3402	3877	3877	15	-
5547L-F	4214	4411	4295	4013	4646	4588	18	371L
5547L-BE-F	4179	4376	4218	3975	4607	4553	18	371L-BE
5547L-TL-F	4565	4762	4634	4306	5034	4976	19	609DT/376T
5547TL-BE-F	4530	4727	4604	4268	4995	4941	19	609DT/376T-BE

55 Series Notes:

Handing - 55 Series devices are handed and field reversible. RHR handing is furnished standard when handing is not specified. Lever trim is handed and not field reversible, specify handing RHR or LHR.

* **55 Rim** - for solid wood doors the #10 WDA cover plate is supplied at an additional **\$51 List Add.**

** **5547L** - minimum control centerline of lever or thumbturn is 49-7/8" and the minimum stile width is 1-3/4".

5547L - if standard mounting height is required use 5547L-F x 371L

5547-F - Flush transom installation, specify #900614 Release Bracket, **\$117 list add** per device.

Finish - US3A, US4A, SPBLK consult factory for lead time.

Prices subject to change without notice.

55 Series - Devices (continued)

Devices are priced complete with standard trim, strikes, and sex bolts.
Cylinders are not included in price.

EXIT HARDWARE

Wood Door Concealed Vertical Rod Devices

(Price includes 338 and 304L Strikes and Scalp Plate)

	US26D	US10B	US10	US4/4A	US3/3A US26 643E	SPBLK	Weight lbs.	Standard Trim/Control/Cover Plate
5547WDC-EO	3771	3873	3253	3146	3997	3997	14	–
5547WDC-DT	4269	4371	3751	3561	4509	4509	16	550DT
5547WDC-NL	4504	4606	3997	3745	4749	4749	16	556NL
5547WDC-NL-OP	4124	4226	3607	3452	4360	4360		556CA
** 5547WDC-L	4672	4774	4154	3948	4955	4898	17	376WDC-L/10WDA
** 5547WDC-L-BE	4639	4741	4121	3914	4923	4865	17	376WDC-L-BE/10WDA
5547WDC-TL	5030	5132	4551	4222	5328	5270	19	550DT/376WDC-T/10WDA
5547WDC-TL-BE	4995	5097	4521	4184	5289	5235	19	550DT/376WDC-T-BE/10WDA

FIRE EXIT HARDWARE

Wood Door Concealed Vertical Rod Devices

(Price includes 338 and 304L Strikes and Scalp Plate)

5547WDC-EO-F	3791	4017	3579	3477	4018	4018	14	–
5547WDC-NL-F	4524	4750	4323	4076	4770	4770	16	556NL
5547WDC-NL-OP-F	4144	4370	3933	3783	4381	4381		556CA
** 5547WDC-L-F	4692	4918	4480	4279	4976	4919	18	376WDC-L/10WDA
** 5547WDC-L-BE-F	4659	4885	4447	4245	4944	4886	18	376WDC-L-BE/10WDA
5547WDC-TL-F	5050	5276	4877	4553	5349	5291	19	550DT/376WDC-T/10WDA
5547WDC-TL-BE-F	5015	5241	4847	4515	5310	5256	19	550DT/376WDC-T-BE/10WDA

5547WDC Series Notes:

Handing - 55 Series devices are handed and field reversible. RHR handing is furnished standard when handing is not specified. Lever trim is handed and not field reversible, specify handing RHR or LHR.

** **5547WDC-L-F** - minimum centerline 45-13/16".

Wood Frame applications - specify 472U (1 3/4" Dr.) or 473U (2 1/4" Dr.) Top Strike.

Finish - US3A, US4A, SPBLK consult factory for lead time.

Prices subject to change without notice.

Devices - 55 Series

Devices are priced complete with standard trim, strikes, and sex bolts.
Cylinders are not included in price.

EXIT HARDWARE

Mortise Lock Devices

(Price includes 575 Strike)

	US26D	US10B	US10	US4/4A	US3/3A US26 643E	SPBLK	Weight lbs.	Standard Trim/Control/Cover Plate
5575EO	2535	3071	2407	2298	2946	2946	12	–
5575DT	3033	3569	2905	2713	3458	3458	15	550DT
5575NL	3033	3569	2905	2713	3458	3458	15	550DT
5575L	3378	3914	3375	3045	3906	3789	15	375L*
5575L-BE	3343	3879	3342	3005	3864	3754	15	375L-BE*
5575L-DT	3324	3860	3324	2991	3850	3735	15	375L-DT*

FIRE EXIT HARDWARE

Mortise Lock Devices

(Price includes 575 Strike)

5575EO-F	2741	3076	2579	2521	3158	3158	12	–
5575NL-F	3239	3574	3077	2936	3670	3670	15	550DT
5575L-F	3584	3919	3547	3268	4118	4001	15	375L*
5575L-BE-F	3549	3884	3514	3228	4076	3966	15	375L-BE*

5575 Notes:

Handing - 55 Series devices are handed and field reversible. RHR handing is furnished standard when handing is not specified.

Lever trim is handed and not field reversible, specify handing RHR or LHR.

Door Thickness 2 1/4" - for wood door is a Special Order Product Consult factory for lead time


* **Wood Doors** - 589 cover plate is required for **5575 devices on wood doors** and will be supplied at an additional price. Refer to page 98 for price by finish.

Finish - US3A, US4A, SPBLK consult factory for lead time.

Options for the 55 Series can be found on page 52.

Prices subject to change without notice.

88 Series - Finish Chart



Standard Finishes

Color	US Number	BHMA Number	A, B, D	C - Cross Bar Finishes
Bright Brass	US3	605	Buffed Brass, Clear Coat	Buffed Brass, Clear Coat
Satin Brass	US4	606	Satin Brass, Clear Coat	Satin Brass, Clear Coat
Satin Bronze	US10	612	Plated/ Anodized	Satin Bronze US10
Satin Bronze, Oil-Rubbed	US10B	613	Oil-Rubbed	Oil Rubbed, US10B, 613
Polished Chrome	US26	625	Plated	Bright Stainless Steel US32, 629
Satin Chrome	US26D	626	Plated	Satin Stainless Steel US32D, 630
Black	SPBLK	693	Powder Coat	Powder Coat, SPBLK, 693
Aged Bronze	643E	-	Aged Bronze, Relieved	Aged Bronze, no Relief

Special Finishes

Color	US Number	BHMA Number	A, B, D	C - Touch Bar Trim Finishes
Bright Brass- no Lacquer	US3A	-	Buffed Brass	Bright Brass US3A
Satin Brass- no Lacquer	US4A	-	Satin Brass	Satin Brass US4A
Satin Chrome - Antimicrobial	US26D-AM	626-AM	AM Clear over Plated	AM - Clear over Satin Stainless Steel

Note: On a Fire Device "A" = Stainless Steel Substrate

88 Series Sex Bolt Quantities

Application	425 Sex Bolts (Optional)	For Composite or Wood Fire Doors 425 Sex Bolts (Supplied)
88 or 8875 with Trim	4	4
88 or 8875 EO (exit device only)	8	8
8827 with trim	12	12
8827 EO (exit device only)	16	16
8847	4	4

Prices subject to change without notice.

Summary - 88 Series

Type of Device

None (Rim) **27** (Surface Vertical Rod) **47** (Concealed Vertical Rod) **75** (Mortise Lock)

Function

EO (Exit Only) **DT** (Dummy Trim) **L** (Lever-06 Standard) **LDT** (Lever-Dummy Trim)
NL (Night Latch-Key Retracts) **NLOP** (Night Latch, Opt. Pull) **TLOP** (Turn Lever - Opt. Pull) **TL** (Turn Lever)
K (Knob) **KNL** (Knob Night Latch) **KBE** (Knob Blank Escutcheon) **KDT** (Knob Dummy)
TP (Thumbpiece) **LBE** (Lever - Blank Escutcheon) **TLBE** (Turn Lever - Blank Escutcheon)
TPNL (Thumbpiece - Night Latch) **TPBE** (Thumbpiece - Blank Escutcheon)

Rating

None (Panic Exit Device) **- F** (Fire Exit Device)

Device / Crossbar Finish

US3 (Bright Brass) **US3A** (US3 - No Lacquer) **US4** (Satin Brass) **US4A** (US4 - No Lacquer)
US10 (Satin Bronze) **US10B** (Brass, Oil Rubbed) **US26** (Bright Chrome) **US26D** (Satin Chrome)
SPBLK (Black)

Device Handing

RHR (Right Hand Reverse) **LHR** (Left Hand Reverse)

Cross Bar Options

RCB (Reinforced Crossbar) **KN** (Knurled)

Switch Options

RX (Request to Exit)

Electric Options

E (Electric Unlocking)

Device Options

HH (Hurricane) **CYL** (Include Cylinder) **PL** (Include Pullman Latch) **SEC** (Include Security Screws)
SNB (Include Sex Bolts) **SLM** (Include SLM Blocking) **FL** (8847-F Device) **FL** (8827-F, not UL Fire application)

Rods For Surface / Concealed Vertical Devices only

OPR (1 piece Top Rod) **LBR** (Less Bottom Rod) **RG-27** (Rod / Latch Guard) **RGO** (Rod Guard Only)

Strike Series

LS (Less Strike) **LTS** (Less Top Strike) **264** (Opt. Rim) **260U/UF** (Opt. SV Flush Transom)
268 (Std. 88 Fire) **299** (Std. 88 Rim) **575** (Std. 8875 Mortise) **575-2** (Opt. 8875 Mortise)
576A (Opt. 8875 1-3/4) **576B** (Opt. 8875 2-1/4) **1409** (Opt. 88 Rim) **1410, 1606, 1609, 1610** (Opt. Rim)

Prices subject to change without notice.

88 Series - Summary (continued)

Bottom Strike Series			
LBS (Less Bottom Strike)	248L-4 (Surface)	301L / 304L (Mortise)	385A (Adjustable Mortise)
Strike Finish			
US3 (Bright Brass)	US4 (Satin Brass)	US10 (Satin Bronze)	US10B (Satin Bronze-Oil Rubbed)
US19 (Flat Black)	US26 (Bright Chrome)	US26D (Satin Chrome)	US32 (Bright Stainless)
US32D (Satin Stainless)	MD (e-Moly)	SP313 (Dark Bronze)	
Trim Options			
LT (Less Trim)	606 / 608 (Opt. Trim)	880 (Std. Trim)	880SA (Std. Vert. Surface Applied)
110MD / 110WD (Std. on NL-OP)	216D (Cylinder Anchor)	880WDF (Std. 88-F Rim wood / composite door)	
Trim Finish			
US3 / 3A (Bright Brass)	US4 / 4A (Satin Brass)	US10 (Satin Bronze)	US10B (Satin Bronze-Oil Rubbed)
US26 (Bright Chrome)	US26D (Satin Chrome)	SPBLK (Black Painted)	
Control Options			
LC (Less Control)	371 (Lever - 8847-F)	373 (Lever - 88 Rim, 8827 / 8875)	376T (Thumbturn Control -CV)
377T (Thumbturn - 8827)			
Control <small>Lever Styles 06 Lever Standard</small>			
03K (03 Knurled Lever)	06K (06 Knurled Lever)	01, 02, 03, 06, 07, 12, 17 (Levers)	
Control Finish			
US3 (Bright Brass)	US4 (Satin Brass)	US10 (Satin Bronze)	US10B (Satin Bronze-Oil Rubbed)
US26 (Bright Chrome)	US26D (Satin Chrome)	SPBLK (Black Painted)	
Mortise Lock E7500			
7500 (Standard Mortise Lock)	E7500 (Electric Unlocking)	LL (Less Lock)	DC standard, specify AC if required.
24VDC standard, specify 12VDC if required.		Specify FS (Fail Safe) or FSE (Fail Secure)	
Mortise Lock Finish			
US3/ 3A (Bright Brass)	US4 / 4A (Satin Brass)	US10 (Satin Bronze)	US10B (Satin Bronze-Oil Rubbed)
US32D (Satin Stainless)	SPBLK (Black)	US19 (Flat Black)	US32 (Bright Stainless)
Misc			
LCP (Less Cover Plate)	10WDA (#10WDA Cover Plate)	889R / 889M / 889V (373L w / Sexbolts Cover Plates)	
Door Material			
AL (Aluminum Door)	HM (Hollow Metal)	WD (Wood Door)	CP (Composite Door)
Door Thickness			
1.3/4 (1-3/4" Standard)	2 (2" Thickness)	2.1/4 (2-1/4" Thickness)	
Door Application			
D (Double Egress)	P (Pair of Doors)	S (Single Door)	
MSV / MCV (Mortise Surface / Concealed Vert.)			

Prices subject to change without notice.

Devices - 88 Series

Devices are priced complete with standard trim and strikes.
Cylinders and sex bolts are not included in price.

EXIT HARDWARE

Rim Devices

(Price includes 299 Strike)

	US26D	US10B	US10	US4/4A	US3/3A US15 US26 643E	SPBLK	Weight lbs.	Standard Trim/Control
** 88EO	1406	1566	1447	1366	1739	1739	11	-
88DT	1662	1841	1774	1565	2071	2071	13	880DT-R
88NL	1681	1862	1798	1577	2096	2096	13	880NL-R
88TP	1689	1868	1843	1635	2138	2138	14	880TP-R
88TP-BE	1689	1868	1843	1635	2138	2138	14	880TP-BE-R
88K	1738	1922	1867	1635	2163	2163	13	880K-R
88K-BE	1738	1922	1867	1635	2163	2163	13	880K-BE-R
88K-DT	1738	1922	1867	1635	2163	2163	13	880K-DT-R
88K-NL	1738	1922	1867	1635	2163	2163	13	880K-NL-R
88L	2059	2219	2010	1929	2508	2392	14	373L*
88L-BE	2026	2186	1976	1895	2469	2359	14	373L-BE*
88L-DT	2010	2170	1954	1873	2450	2343	14	373L-DT*

FIRE EXIT HARDWARE

Rim Devices

(Price includes 268 Strike)

** 88EO-F	1769	1993	1747	1665	2216	2216	11	-
88NL-F	2044	2289	2098	1876	2573	2573	13	880NL-R
88TP-F	2052	2295	2143	1934	2615	2615	13	880TP-R
88TP-BE-F	2052	2295	2143	1934	2615	2615	13	880TP-BE-R
88K-F	2101	2349	2167	1934	2640	2640	13	880K-R
88K-BE-F	2101	2349	2167	1934	2640	2640	13	880K-BE-R
88K-NL-F	2101	2349	2167	1934	2640	2640	13	880K-NL-R
88L-F	2422	2646	2310	2228	2985	2869	14	373L*
88L-BE-F	2389	2613	2276	2194	2946	2836	14	373L-BE*

88 Rim Notes:

Handing - 88-F Rim and all devices specified with lever trim are handed and not field reversible, specify handing RHR or LHR.

Finish - US15, US3A, US4A, consult factory for lead time.

- * **Composite Doors** - 889 cover plate is required for sex bolt applications using 373 lever controls and will be supplied at an additional price. Refer to page 98 for price by finish.

** **Cylinder Plate for NLOP Function** - included with EO device.

Prices subject to change without notice.

88 Series - Devices (continued)

Devices are priced complete with standard trim and strikes.
Cylinders and sex bolts are not included in price unless noted.

EXIT HARDWARE

Surface Vertical Rod Devices

(Price includes 299, 248L-4, and 304L Strikes)

	US26D	US10B	US10	US4/4A	US3/3A US15 US26 643E	SPBLK	Weight lbs.	Standard Trim/Control
8827EO	1989	2167	1919	1810	2323	2323	13	-
8827DT	2245	2442	2246	2009	2655	2655	17	880DT-V&M
8827TP	2272	2469	2315	2079	2722	2722	17	880TP-V
8827TP-BE	2272	2469	2315	2079	2722	2722	17	880TP-BE-V
8827TP-NL	2272	2469	2315	2079	2722	2722	17	880TP-V
8827K	2321	2523	2339	2079	2747	2747	17	880K-V
8827K-BE	2321	2523	2339	2079	2747	2747	17	880K-BE-V
8827K-DT	2321	2523	2339	2079	2747	2747	17	880K-DT-V
8827K-NL	2321	2523	2339	2079	2747	2747	17	880K-V
8827L	2642	2820	2482	2373	3092	2976	17	373L*
8827L-BE	2609	2787	2448	2339	3053	2943	17	373L-BE*
8827L-DT	2593	2771	2426	2317	3034	2927	17	373L-DT*
8827TL	2956	3153	2996	2620	3424	3366	20	880DT-V&M/377T**
8827TL-BE	2921	3118	2966	2582	3385	3331	20	880DT-V&M/377T-BE**

FIRE EXIT HARDWARE

Surface Vertical Rod Devices

(Price includes 304L Strike)

8827EO-F	2714	2830	2567	2461	3047	3047	14	-
8827TP-F	2997	3132	2963	2730	3446	3446	18	880TP-V
8827TP-BE-F	2997	3132	2963	2730	3446	3446	18	880TP-V
8827TP-NL-F	2997	3132	2963	2730	3446	3446	18	880TP-BE-V
8827K-F	3046	3186	2987	2730	3471	3471	17	880K-V
8827K-BE-F	3046	3186	2987	2730	3471	3471	17	880K-BE-V
8827K-NL-F	3046	3186	2987	2730	3471	3471	17	880K-V
8827L-F	3367	3483	3130	3024	3816	3700	19	373L*
8827L-BE-F	3334	3450	3096	2990	3777	3667	19	373L-BE*
8827TL-F	3681	3816	3644	3271	4148	4090	20	880DT-V&M/377T**
8827TL-BE-F	3646	3781	3614	3233	4109	4055	20	880DT-V&M/377T-BE**

8827 Notes:

Handing - Lever trim is handed and not field reversible, specify handing RHR or LHR.

Finish - US15, US3A, US4A, consult factory for lead time.

* **Composite Doors** - 889 cover plate is required for sex bolt applications using 373 lever controls and will be supplied at an additional price. Refer to page 98 for price by finish.

** **Wood Doors** - 10WDA cover plate is required for the 370 series controls and will be supplied at an additional, **\$50 list add.**

Prices subject to change without notice.

Devices are priced complete with standard trim and strikes.
Cylinders and sex bolts are not included in price.

FIRE EXIT HARDWARE

Concealed Vertical Rod Devices

(Price includes 301L Strike)

Hollow Metal Doors Only

	US26D	US10B	US10	US4/4A	US3/3A US15 US26 643E	SPBLK	Weight lbs.	Standard Trim/Control
8847E0-F	2361	2483	2322	2238	2769	2769	12	-
8847L-F	3072	3194	3119	2849	3538	3480	17	371L
8847L-BE-F	3037	3159	3042	2811	3499	3445	17	371L-BE
8847TL-F	3328	3469	3399	3048	3870	3812	18	880DT-V-SA/376T**
8847TL-BE-F	3293	3434	3369	3010	3831	3777	18	880DT-V-SA/376T-BE**

EXIT HARDWARE

Mortise Lock Devices

(Price includes 575 Strike)

8875E0	1890	2176	1946	1866	2232	2232	13	-
8875DT	2146	2451	2273	2065	2564	2564	15	880DT-V&M
8875NL	2165	2472	2297	2077	2589	2589	15	880NL-M
8875TP	2173	2478	2342	2135	2631	2631	16	880TP-M
8875TP-BE	2173	2478	2342	2135	2631	2631	16	880TP-BE-M
8875K	2222	2532	2366	2135	2656	2656	15	880K-M
8875K-BE	2222	2532	2366	2135	2656	2656	15	880K-BE-M
8875K-DT	2222	2532	2366	2135	2656	2656	15	880K-DT-M
8875L	2543	2829	2509	2429	3001	2885	16	373L*
8875L-BE	2510	2796	2475	2395	2962	2852	16	373L-BE*
8875L-DT	2494	2780	2453	2373	2943	2836	16	373L-DT*

FIRE EXIT HARDWARE

Mortise Lock Devices

(Price includes 575 Strike)

8875E0-F	2041	2627	2099	2020	2399	2399	13	-
8875NL-F	2316	2923	2450	2231	2756	2756	15	880NL-M
8875TP-F	2324	2929	2495	2289	2798	2798	16	880TP-M
8875TP-BE-F	2324	2929	2495	2289	2798	2798	16	880TP-BE-M
8875K-F	2373	2983	2519	2289	2823	2823	15	880K-M
8875K-BE-F	2373	2983	2519	2289	2823	2823	15	880K-BE-M
8875L-F	2694	3280	2662	2583	3168	3052	16	373L*
8875L-BE-F	2661	3247	2628	2549	3129	3019	16	373L-BE*

8847/8875 Notes:

Handing - 8847-F, 8875, 8875-F and all devices specified with lever trim are handed and not field reversible, specify handing RHR or LHR.

Finish - US15, US3A, US4A, consult factory for lead time.

Dogging - 8847-F device is available with dogging less fire label at no additional charge. Specify 8847-F w/dogging. Consult factory for lead time.

* **Composite Doors** - 889 cover plate is required for sex bolt applications using 373 lever controls and will be supplied at an additional price.

Refer to page 98 for price by finish.

** **Wood Doors** - 10WDA cover plate is required for the 370 series controls and will be supplied at an additional, **\$50 list add.**

Prices subject to change without notice.

55/88 Series - Options

Crossbar Options

<i>Suffix</i>		List Add
RCB	Reinforced Crossbar	102
KN	Knurled Crossbar	117

Pullman Latches

<i>Prefix</i>		List Add
PL	8827 Device PL Top and PL Bottom (Non-Fire Device only)	218
ES	ES Pullman Top Latch for 5547 Device (Metal doors, LBR only)	263

Flush Transom Installation

(Available on 8827-F and 8847-F)

<i>Prefix</i>		List Add
FL	8827-F Device (Not a UL Fire Exit Hardware listed application)	386
FL	8847-F Device	94

Electric Unlocking

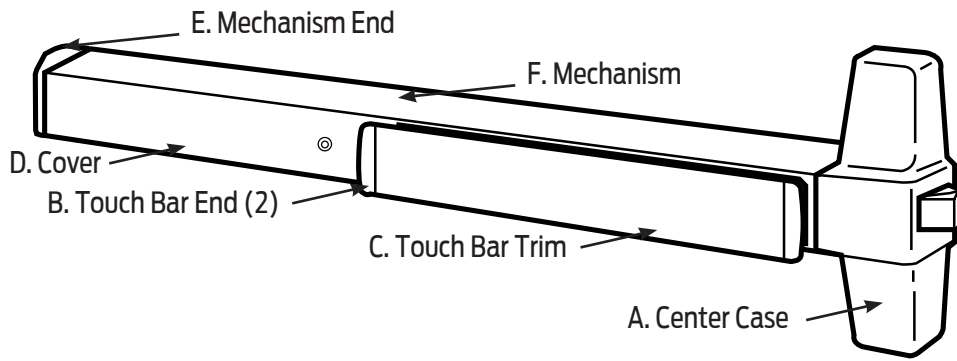
<i>Prefix</i>		List Add
E Electric Unlocking ("BE" Lever Trim Only)	Available on the following Mortise Lock Devices: 5575 Series: 5575L-BE, 5575L-BE-F 8875 Series: 8875K or K-BE, 8875K-F or K-BE-F, 8875L-BE, 8875L-BE-F, 8875TP or TP-BE, 8875TP-F or TP-BE-F Specify Fail Secure (FSE) or Fail Safe (FS) . For 24VAC installation a SO-24 Rectifier Kit will be supplied at an additional \$41 list add .	599
E Electric Unlocking ("BE" Trim Only)	Available on the following Lever or Thumbturn Controls. 55 Series: 371L-BE, 376L-BE, 376WDC-L-BE, 379L-BE, 376T-BE, 376WDC-T-BE 88 Series: 371L-BE, 373L-BE, 376T-BE, 377T-BE 24VDC furnished standard. Prefix Lever or Thumbturn Control with "E" . Example: E371L-BE	599

Switches

<i>Prefix</i>		List Add
RX	Crossbar monitor switch in end case. Factory Install Only.	242

Prices subject to change without notice.

Finish Chart - 98/99 Series



Standard Finishes

Color	US Number	BHMA Number	A, B, E	C -Touch Bar Trim Finishes	D, F
Bright Brass	US3	605	Bright Brass	Bright Brass US3, 605	Buffed Anodized
Satin Brass	US4	606	Satin Brass	Satin Brass US4, 606	Anodized
Satin Bronze	US10	612	Plated/Anodized	Satin Bronze US10, 725	Anodized
Satin Bronze, Oil-Rubbed	US10B	613	Oil-Rubbed	Oil-Rubbed, US10B	Powder Coat
Satin Nickel	US15	619	Plated, Clear Powder Coat	Satin Stainless Steel US32D, 630	Anodized
Polished Chrome	US26	625	Plated	Bright Stainless Steel US32, 629	Buffed Anodized
Satin Chrome	US26D	626	Plated	Satin Stainless Steel US32D, 630	Anodized
Anodized Aluminum	US28	628	Powder Coat	Satin Stainless Steel US32D, 630	Anodized
Satin Stainless Steel	US32D	630	Stainless Steel	Satin Stainless Steel US32D, 630	Anodized
Duranodic Dark Bronze	313	710	Powder Coat	Powder Coat 313, 710	Powder Coat
Black	315	711	Powder Coat	Powder Coat 315, 711	Powder Coat
Aged Bronze, 643E	--	--	(A) Aged Bronze, No Relief (B, E) Relieved Aged Bronze	Relieved Aged Bronze	Aged Bronze, No Relief

US32D and US15 finishes available on Series 98 only.

Special Finishes

Color	US Number	BHMA Number	A, B, E	C -Touch Bar Trim Finishes	D, F
Bright Bronze	US9	611	Plated	Bright Bronze US9, 611	Buffed Anodized
Satin Chrome, Antimicrobial	US26D-AM	626-AM	AM Clear over Chrome	AM Clear over Satin Stainless Steel US32D, 630	AM Clear over Anodized
Satin Stainless Steel, Antimicrobial	US32D-AM	630-AM	AM Clear over Stainless Steel	AM Clear over Satin Stainless Steel US32D, 630	AM Clear over Anodized
Powder Coat	RAL # *	--	Powder Coat	Powder Coat	Powder Coat

* See Finish page for optional RAL color information.

FINISH NOTES:

US32D and US15 finishes available on Series 98 only.

Devices ordered in US28 and US32D will be supplied with Trims in US26D.

98/99 Series Sex Bolt Quantities

Application	Sex Bolt 325 (Supplied)	425 Sex Bolt (Supplied)	425 Sex Bolt (Optional)	825 Sex Bolt (Supplied)
DT, EO, NL, TP, K or L Device with trim			2	
99 NLOP Device with 110MD/WD			6	
9927 NLOP Device with 110MD/WD			6	
99 EO Device (exit device only)			6	
9927 EO Device (exit device only)			6	
9947 EO Device (exit device only)			6	
99-F Wood Door with trim				2
Windstorm Device	12	6		

Prices subject to change without notice.

 Indicates products that have EPD documentation available and meet LEED v4.

98/99 Series - Summary

Type of Device

None (Rim)	27 (Surface Vertical Rod)	57 (Surface Three Point Latch)	75 (Mortise Lock)
47 / 48 (Concealed Vertical Rod)	47 WDC (Wood Door Concealed Vertical Rod)		49 (Concealed Vertical Cable)
50WDC (Wood Door Concealed Vertical Cable)			

Function

EO (Exit Only)	DT (Dummy Trim)	L (Lever-06 Standard)	LDT (Lever-Dummy Trim)
NL (Night Latch-Key Retracts)	NLOP (Night Latch, Opt. Pull)	LNL (Lever-Night Latch)	TL (Turn Lever)
HL (Hospital Latch)	K (Knob)	KBE (Knob Blank Escutcheon)	KDT (Knob Dummy)
KNL (Knob Night Latch)	LBE (Lever-Blank Escutcheon)	TLBE (Turn Lever - Blank Escutcheon)	
TP (Thumbpiece)	TLOP (Turn Lever, Opt. Pull)	TPBE (Thumbpiece - Blank Escutcheon)	

Rating

None (Panic Exit Device)	- F (Fire Exit Device)
---------------------------------	-------------------------------

Device Finish

US3 (Bright Brass)	US4 (Satin Brass)	US10 (Satin Bronze)	US28 (Anodized Aluminum)
US26 (Bright Chrome)	US26D (Satin Chrome)	US26D-AM (Antimicrobial)	313 (Duranodic Dark Bronze)
315 (Black)	643E (Aged Bronze)	US10B (Satin Bronze- Oil Rubbed)	
US32D / 32D-AM (Satin Stainless Steel) & US15 (Satin Nickel) 98 Series only			

Device Length (Feet and Inches)

2' (2' Device for 2' Door - Vertical Device only)	3' (3' Device for 2' 4" - 3' Door)	4' (4' Device for 2' 10" - 4' Door)
--	---	--

Device Handing

RHR (Right Hand Reverse)	LHR (Left Hand Reverse)
---------------------------------	--------------------------------

Touch Bar Trim Options

RSS (Emergency Exit- US32D only)	PUSH (Embossed - Push)	SG (Safety Glow)	KN (Knurled)	BRAILLE (Braille)
WH (Drainage/Weep Holes in Mechanism Case - 3' device will have 4 holes - 6" spacing, 4' device will have 6 holes - 6" spacing)				

Touch Bar Finish

US3 (Bright Brass)	US4 (Satin Brass)	US10 (Satin Bronze)	US19 (Flat Black)
US32 (Bright Stainless)	340 (Photoluminescent)	US32D (Satin Stainless)	313 (Duranodic Dark Bronze)

Dogging Options

CD (Cylinder Dogging - Panic Only)	HD (Hex Dogging)	LD (Less Dogging)	CI (Cylinder Dogging Indicator)
DI (Dogging Indicator)	SD (Special Dogging)	CDSI (Cylinder Dogging w/Indicator)	HDSI (Hex Dogging w/Indicator)

Switch Options

LX (Latchbolt Monitoring)	LXLC (LBM Low Current)	RX (Request to Exit)	RXLC (Request to Exit Low Current)
RX2 (Request to Exit Double Switch)	LXRX (LBM Request to Exit)	LXRXLC (LBM Request to Exit Low Current)	
WP-RX (Waterproof Request to Exit)			

Prices subject to change without notice.

 Indicates products that have EPD documentation available and meet LEED v4.

Electric Options

EL (Electric Latch Retraction)	FS (Fail Safe)	E (Electric Mortise Lock)	ES (Electric Strike)
FSE (Fail Secure)	CX (Chexit - Controlled Exit)	CXR (CX-RCM)	ALK (Standard Alarm Kit)
SS (Signal Switch, Rim or Mortise)	QEL (Quiet Electric Latch Retraction)		

Device Options

HHCX (Hurricane CX)	HHCXR (Hurricane CX-RCM)	HH (Hurricane)	WS (Windstorm)
PL (Include Pullman Latch)	AX (Accessible Device)	SNB (Sex Bolts)	GBK (Include GBK)
-2 (Double Cylinder)	SLM (Include SLM Blocking)	PN (Pneumatic)	CYL (Include Cylinder)
SEC (Include Security Screws)	-2S1 (Cylinder Dogging with Security Indicator)		

Rods For Surface / Concealed Vertical Devices only

OPR (1 piece Top Rod)	LBL (Less Bottom Cable)	LBLAFL (LBL with Aux. Fire Pin)	LBR (Less Bottom Rod)
LBRAFL (LBR with Aux. Fire Pin)			

Strike Series

LS (Less Strike)	LTS (Less Top Strike)	260U / 260UF (Opt. SV Flush Transom)	249 (Std. 49)
264 (Opt. Rim or SV)	283 (Opt. CV - Wood Frame)	299 / 299F (Std. SV)	338 (Std. CV)
499F (Std. SV Fire LBR)	575 / 575-2 (Std. Mortise)	576A (Mortise, pairs 1-3/4 Dr)	576B (Mortise, pairs 2-1/4 Dr)
		1409, 1410, 1439, 1606, 1609 (Opt. Rim)	

Bottom Strike Series

LBS (Less Bottom Strike)	248L-4 (Surface)	304L (Mortise)	349 (Std. 49)	385A (Adjustable Mortise)
---------------------------------	-------------------------	-----------------------	----------------------	----------------------------------

Strike Finish

US3 (Bright Brass)	US4 (Satin Brass)	US10 (Satin Bronze)	US10B (Satin Bronze-Oil Rubbed)
US19 (Flat Black)	US26 (Bright Chrome)	US26D (Satin Chrome)	US32 (Bright Stainless)
US32D (Satin Stainless)	MD (e-Moly)	SP10 (Sprayed Bronze)	SP313 (Dark Bronze)

Trim Options

LT (Less Trim)	RX996 (Request to Exit 996)	VR910 (Vandal Resistant)	110MD / 110WD (Std. on NL-OP)
392-7 (Opt. Pull Dummy Trim)	990 (Std. Rim)	996 (Std. Lever Trim)	E996 (Electric 996)
697 / 697WDF (Opt. Lever Trim)	696 / 696WDF (Opt. Lever Trim)		

Trim / Control / Mortise Finish

US3 (Bright Brass)	US4 (Satin Brass)	US10 (Satin Bronze)	US10B (Satin Bronze-Oil Rubbed)
US26 (Bright Chrome)	US26D (Satin Chrome)	SPBLK (Black Painted)	313 (Duranodic Dark Bronze)
US15 (Satin Nickel)	US19 (Flat Black - 98/9975)	US26D-AM (Antimicrobial)	US32 (Bright Stainless)
US32D (Satin Stainless)			

Control Options

LC (Less Control)	374T (Thumbturn Control - SV)	376T / 376T WDC (Thumbturn Control - CV)
--------------------------	--------------------------------------	---

Prices subject to change without notice.

 Indicates products that have EPD documentation available and meet LEED v4.

98/99 Series - Summary (continued)

Trim Lever Styles 06 Lever Standard

ACC (Accent Lever)	AST (Asti Lever)	MER (Merona Lever)	STA (St. Anne Lever)
03K (03 Knurled Lever)	06K (06 Knurled Lever)	01, 02, 03, 05, 06, 07, 12, 16, 17, 18 (Levers)	
03 SS, 06 SS, 17 SS, LAT SS, LON SS, M57, M62 (Stainless Steel Levers)		LAT (Latitude)	LON (Longitude)
M51, M52, M53, M54, M55, M56, M61, M63, M81, M82, M83, M84, M85, ME1, ME2, ME3			

Mortise Lock

LL (Less Lock)	7500 (Standard Mortise)	SS7500 (Signal Switch)	7500-2 (Double Cylinder)
E7500 (Electric Unlocking specify FS - Fail Safe or FSE - Fail Secure, 12V or 24V and AC or DC)			

Chexit Options

B15 (BOCA 15 Second Delay)	0 (0 Second Delay)	15 (15 Second Delay)	30 (30 Second Delay)
LRG (Less Rod Guards)	RGO (Rod Guards Only)	M15 (15 Second Mute Delay)	INF (Infinite Delay)

Misc

CE (CE Labeled)	LCP (Less Cover Plate)	10WDA (#10WDA Cover Plate)
RAT REL (Ratchet Release Assy)	10CABLE (10' Cable)	CON (Connectors)

Door Material

AL (Aluminum Door)	HM (Hollow Metal)	WD (Wood Door)	CP (Composite Door)
CLAD2 (Insulclad - 1/2")	CLAD4 (Insulclad - 1/4")	SC (Steelcraft, HH Device Only)	

Door Thickness

1.3/4 (1-3/4" Standard)	2 (2" Thickness)	2.1/4 (2-1/4" Thickness)
--------------------------------	-------------------------	---------------------------------

Door Application

D (Double Egress)	P (Pair of Doors)	S (Single Door)
--------------------------	--------------------------	------------------------

APPLICATION NOTE FOR 2' DEVICE:

Available on Surface and Concealed Vertical (panic and fire).

When vertical rod devices are used on both doors of a pair, operation of the inactive door (smaller door) will not disengage the active door, creating a potential safety issue for those using the inactive door during an emergency. In addition, standard hex or cylinder dogging is not available. If dogging is required, special center case dogging is available for 98/9927/47 devices. Prefix device with "SD".

For pairs of doors using one 2' door Von Duprin recommends the following hardware combinations listed below for optimum safety in an emergency.

1. Surface or Concealed Vertical device on the 2' door (inactive) and a mortise device on the larger door (active). This combination is used primarily on Hollow Metal door applications only.
2. Automatic Flush Bolt on the 2' door (inactive) and a Surface or Concealed Vertical device on the larger door (active).

NOTE: The 2' door width is not available with any Electrical, Chexit, Hurricane, Pneumatic or Windstorm options.

Devices - 98/99 Series

**3' Devices are priced complete with standard trim and strike(s).
4' add \$18 list.
Cylinders and sex bolts are not included in price unless noted.**

EXIT HARDWARE

Rim Devices

(Price includes 299 Strike)

	US26D	US28	US32D	313	US10	US4/4A	US3/3A	315	US10B	Weight lbs		Standard Trim/Control
							US15 US26 643E			3'	4'	
98/99EO	1356	1199	1379	1258	1375	1393	1579	1936	1545	14	17	-
98/99DT	1603	1446	1626	1523	1640	1592	1855	2201	1810	17	19	990DT
98/99NL	1621	1464	1644	1531	1651	1609	1862	2209	1818	17	19	990NL-R&V
98/99NL-OP	1481	1324	1504	1383	1500	1510	1706	2063	1670	15	18	110MD/WD
98/99TP	1709	1552	1732	1622	1726	1685	1960	2300	1909	16	20	990TP-R&V
98/99TP-BE	1709	1552	1732	1622	1726	1685	1960	2300	1909	16	20	990TP-BE-R&V
98/99K	1780	1623	1803	1705	1882	1765	2122	2383	1992	18	21	996K-R&V
98/99K-BE	1780	1623	1803	1705	1882	1765	2122	2383	1992	18	21	996K-BE-R&V
98/99K-DT	1770	1613	1793	1689	1866	1757	2100	2367	1976	18	21	996K-DT-R&V
98/99K-NL	1770	1613	1793	1689	1866	1757	2100	2367	1976	18	21	996K-NL-R&V
98/99L	1928	1771	1951	1845	1972	1930	2246	2523	2132	19	21	996L-R&V
98/99L-BE	1928	1771	1951	1845	1972	1930	2246	2523	2132	19	21	996L-BE-R&V
98/99L-DT	1801	1644	1824	1718	1887	1830	2112	2396	2005	19	21	996L-DT-R&V
98/99L-NL	1801	1644	1824	1718	1887	1830	2112	2396	2005	19	21	996L-NL-R&V

FIRE EXIT HARDWARE

Rim Devices

(Price includes 299F Strike for single door applications only.)

(For double door applications, the 499F Strike will be supplied at an additional \$102 list add.)

98/99EO-F	1510	1404	1563	1491	1566	1644	1781	2159	1832	10	13	-
98/99NL-F	1775	1669	1828	1764	1842	1860	2064	2432	2105	14	16	990NL-R&V
98/99NL-OP-F	1635	1529	1688	1616	1691	1761	1908	2286	1957	11	14	110MD/WD
98/99TP-F	1863	1757	1916	1855	1917	1936	2162	2523	2196	15	17	990TP-R&V
98/99TP-BE-F	1863	1757	1916	1855	1917	1936	2162	2523	2196	15	17	990TP-BE-R&V
98/99K-F	1934	1828	1987	1938	2073	2016	2324	2606	2279	18	19	996K-R&V
98/99K-BE-F	1934	1828	1987	1938	2073	2016	2324	2606	2279	18	19	996K-BE-R&V
98/99K-NL-F	1924	1818	1977	1922	2057	2008	2302	2590	2263	18	19	996K-NL-R&V
98/99L-F	2082	1976	2135	2078	2163	2181	2448	2746	2419	16	18	996L-R&V
98/99L-BE-F	2082	1976	2135	2078	2163	2181	2448	2746	2419	16	18	996L-BE-R&V
98/99L-NL-F	1955	1849	2008	1951	2078	2081	2314	2619	2292	16	18	996L-NL-R&V

98/99 Rim Notes:

Finish - US32D and US15 finishes available on Series 98 only.

Finish - US3A, US4A, consult factory for lead time.

Finish - US10B finish has 313 finish device with US10B parts.

Prices subject to change without notice.

 Indicates products that have EPD documentation available and meet LEED v4.

98/99 Series - Devices (continued)

3' Devices are priced complete with standard trim and strike(s).
 2' add \$75 list, 4' add \$18 list.
 Cylinders and sex bolts are not included in price unless noted.

EXIT HARDWARE

Surface Vertical Rod Devices

(Price includes 299, 248L-4, 304L Strikes and Sex Bolts for Latches)

	US26D	US28	US32D	313	US10	US4/4A	US3/3A US15 US26 643E	315	US10B	Weight lbs.			Standard Trim/Control /Cover Plate
										2'	3'	4'	
98/9927EO	1960	1788	2069	1909	1990	2041	2237	2616	2325	16	18	20	-
98/9927DT	2207	2035	2316	2174	2255	2240	2513	2881	2590	16	19	22	990DT
98/9927NL	2225	2053	2334	2182	2266	2257	2520	2889	2598	16	19	22	990NL-R&V
98/9927NL-OP	2085	1913	2194	2034	2115	2158	2364	2743	2450	16	19	22	110MD/WD
98/9927TP	2313	2141	2422	2273	2341	2333	2618	2980	2689	17	20	23	990TP-R&V
98/9927TP-BE	2313	2141	2422	2273	2341	2333	2618	2980	2689	17	20	23	990TP-BE-R&V
98/9927K	2384	2212	2493	2356	2497	2413	2780	3063	2772	20	22	24	996K-R&V
98/9927K-BE	2384	2212	2493	2356	2497	2413	2780	3063	2772	20	22	24	996K-BE-R&V
98/9927K-DT	2374	2202	2483	2340	2481	2405	2758	3047	2756	20	22	24	996K-DT-R&V
98/9927K-NL	2374	2202	2483	2340	2481	2405	2758	3047	2756	20	22	24	996K-NL-R&V
98/9927L	2532	2360	2641	2496	2587	2578	2904	3203	2912	20	22	24	996L-R&V
98/9927L-BE	2532	2360	2641	2496	2587	2578	2904	3203	2912	20	22	24	996L-BE-R&V
98/9927L-DT	2405	2233	2514	2369	2502	2478	2770	3076	2785	20	22	24	996L-DT-R&V
98/9927L-NL	2405	2233	2514	2369	2502	2478	2770	3076	2785	20	22	24	996L-NL-R&V
98/9927TL	2918	2746	3027	2885	3005	2851	3282	3592	3301	22	24	26	990DT/374T*
98/9927TL-BE	2883	2711	2992	2850	2975	2813	3243	3557	3266	22	24	26	990DT/374T-BE*

FIRE EXIT HARDWARE

Surface Vertical Rod Devices

(Price includes 299F, 304L Strikes and Sex Bolts for Latches)

98/9927EO-F	2228	2071	2343	2201	2274	2357	2540	2882	2698	13	16	19	-
98/9927NL-F	2493	2336	2608	2474	2550	2573	2823	3155	2971	19	20	21	990NL-R&V
98/9927NL-OP-F	2353	2196	2468	2326	2399	2474	2667	3009	2823	19	20	21	110MD/WD
98/9927TP-F	2581	2424	2696	2565	2625	2649	2921	3246	3062	17	19	21	990TP-R&V
98/9927TP-BE-F	2581	2424	2696	2565	2625	2649	2921	3246	3062	17	19	21	990TP-BE-R&V
98/9927K-F	2652	2495	2767	2648	2781	2729	3083	3329	3145	21	22	23	996K-R&V
98/9927K-BE-F	2652	2495	2767	2648	2781	2729	3083	3329	3145	21	22	23	996K-BE-R&V
98/9927K-NL-F	2642	2485	2757	2632	2765	2721	3061	3313	3129	21	22	23	996K-NL-R&V
98/9927L-F	2800	2643	2915	2788	2871	2894	3207	3469	3285	19	22	25	996L-R&V
98/9927L-BE-F	2800	2643	2915	2788	2871	2894	3207	3469	3285	19	22	25	996L-BE-R&V
98/9927L-NL-F	2673	2516	2788	2661	2786	2794	3073	3342	3158	19	22	25	996L-NL-R&V
98/9927TL-F	3186	3029	3301	3177	3289	3167	3585	3858	3674	19	22	25	990DT/374T*
98/9927TL-BE-F	3151	2994	3266	3142	3259	3129	3546	3823	3639	19	22	25	990DT/374T-BE*

98/9927 Notes:

Finish - US32D and US15 finishes available on Series 98 only.

Finish - US3A, US4A, consult factory for lead time.

Finish - US10B finish has 313 finish device with US10B parts.

* **Wood Doors** - 10WDA cover plate is required for the 370 series controls and will be supplied at an additional, **\$50 list add**.

Prices subject to change without notice.

 Indicates products that have EPD documentation available and meet LEED v4.

**3' Devices are priced complete with standard trim and strike(s).
2' add \$75 list, 4' add \$18 list.
Cylinders and sex bolts are not include in price unless noted.**

EXIT HARDWARE

Concealed Vertical Rod Devices

(Price includes 338 and 385A Strikes)

	US26D	US28	US32D	313	US10	US4/4A	US3/3A	315	US10B	Weight lbs.			Standard Trim/Control /Cover Plate
							US15 US26 643E			2'	3'	4'	
98/9947EO	2064	1832	2109	1980	2069	2145	2261	2679	2412	15	17	19	-
98/9947DT	2311	2079	2356	2245	2334	2344	2537	2944	2677	15	19	23	990DT
98/9947NL	2329	2097	2374	2253	2345	2361	2544	2952	2685	15	19	23	990NL-R&V
98/9947NL-OP	2189	1957	2234	2105	2194	2262	2388	2806	2537	15	19	23	110MD/WD
98/9947TP	2417	2185	2462	2344	2420	2437	2642	3043	2776	16	19	22	990TP-R&V
98/9947TP-BE	2417	2185	2462	2344	2420	2437	2642	3043	2776	16	19	22	990TP-BE-R&V
98/9947K	2488	2256	2533	2427	2576	2517	2804	3126	2859	17	21	25	996K-R&V
98/9947K-BE	2488	2256	2533	2427	2576	2517	2804	3126	2859	17	21	25	996K-BE-R&V
98/9947K-DT	2478	2246	2523	2411	2560	2509	2782	3110	2843	17	21	25	996K-DT-R&V
98/9947K-NL	2478	2246	2523	2411	2560	2509	2782	3110	2843	17	21	25	996K-NL-R&V
98/9947L	2636	2404	2681	2567	2666	2682	2928	3266	2999	21	23	25	996L-R&V
98/9947L-BE	2636	2404	2681	2567	2666	2682	2928	3266	2999	21	23	25	996L-BE-R&V
98/9947L-DT	2509	2277	2554	2440	2581	2582	2794	3139	2872	21	23	25	996L-DT-R&V
98/9947L-NL	2509	2277	2554	2440	2581	2582	2794	3139	2872	21	23	25	996L-NL-R&V
98/9947TL	3022	2790	3067	2956	3084	2955	3306	3655	3388	21	23	25	990DT/376T*
98/9947TL-BE	2987	2755	3032	2921	3054	2917	3267	3620	3353	21	23	25	990DT/376T-BE*

FIRE EXIT HARDWARE

Concealed Vertical Rod Devices

(Price includes 338 and 385A Strikes)

98/9947EO-F	2331	2123	2405	2348	2426	2518	2705	3032	2868	15	17	19	-
98/9947NL-F	2596	2388	2670	2621	2702	2734	2988	3305	3141	15	19	23	990NL-R&V
98/9947NL-OP-F	2456	2248	2530	2473	2551	2635	2832	3159	2993	15	19	23	110MD
98/9947TP-F	2684	2476	2758	2712	2777	2810	3086	3396	3232	16	19	22	990TP-R&V
98/9947TP-BE-F	2684	2476	2758	2712	2777	2810	3086	3396	3232	16	19	22	990TP-BE-R&V
98/9947K-F	2755	2547	2829	2795	2933	2890	3248	3479	3315	17	21	25	996K-R&V
98/9947K-BE-F	2755	2547	2829	2795	2933	2890	3248	3479	3315	17	21	25	996K-BE-R&V
98/9947K-NL-F	2745	2537	2819	2779	2917	2882	3226	3463	3299	17	21	25	996K-NL-R&V
98/9947L-F	2903	2695	2977	2935	3023	3055	3372	3619	3455	21	23	25	996L-R&V
98/9947L-BE-F	2903	2695	2977	2935	3023	3055	3372	3619	3455	21	23	25	996L-BE-R&V
98/9947L-NL-F	2776	2568	2850	2808	2938	2955	3238	3492	3328	21	23	25	996L-NL-R&V
98/9947TL-F	3289	3081	3363	3324	3441	3328	3750	4008	3844	21	23	25	990DT/376T*
98/9947TL-BE-F	3254	3046	3328	3289	3411	3290	3711	3973	3809	21	23	25	990DT/376T-BE*

98/9947 Notes:

Finish - US32D and US15 finishes available on Series 98 only.

Finish - US3A, US4A, consult factory for lead time.

Finish - US10B finish has 313 finish device with US10B parts.

* **Wood Doors** - 10WDA cover plate is required for the 370 series controls and will be supplied at an additional, **\$50 list add**.

Prices subject to change without notice.

 Indicates products that have EPD documentation available and meet LEED v4.

98/99 Series - Devices (continued)

3' Devices are priced complete with standard trim and strike(s).
 2' add \$75 list, 4' add \$18 list.
 Cylinders and sex bolts are not include in price unless noted

EXIT HARDWARE

Wood Door Concealed Vertical Rod Devices

(Price includes 338 and 385A Strikes, Sex Bolts, and 8" Scalp Plate)

	US26D	US28	US32D	313	US10	US4/4A	US3/3A	US15	315	US10B	Weight lbs.			Standard Trim/Control
							US26				2'	3'	4'	
98/9947WDC-EO	2276	2043	2332	2214	2299	2380	2556	2475	2911	2619	15	17	19	-
98/9947WDC-DT	2523	2290	2579	2479	2564	2579	2832	2751	3176	2884	15	19	23	990DT
98/9947WDC-NL	2541	2308	2597	2487	2575	2596	2839	2758	3184	2892	15	19	23	990NL-R&V
98/9947WDC-NL-OP	2401	2168	2457	2339	2424	2497	2683	2602	3038	2744	15	19	23	110WD
98/9947WDC-TP	2629	2396	2685	2578	2650	2672	2937	2856	3275	2983	16	19	22	990TP-R&V
98/9947WDC-TP-BE	2629	2396	2685	2578	2650	2672	2937	2856	3275	2983	16	19	22	990TP-BE-R&V
98/9947WDC-K	2700	2467	2756	2661	2806	2752	3099	3018	3358	3066	17	21	25	996K-R&V
98/9947WDC-K-BE	2700	2467	2756	2661	2806	2752	3099	3018	3358	3066	17	21	25	996K-BE-R&V
98/9947WDC-K-DT	2690	2457	2746	2645	2790	2744	3077	2996	3342	3050	17	21	25	996K-DT-R&V
98/9947WDC-K-NL	2690	2457	2746	2645	2790	2744	3077	2996	3342	3050	17	21	25	996K-NL-R&V
98/9947WDC-L	2848	2615	2904	2801	2896	2917	3223	3142	3498	3206	21	23	25	996L-R&V
98/9947WDC-L-BE	2848	2615	2904	2801	2896	2917	3223	3142	3498	3206	21	23	25	996L-BE-R&V
98/9947WDC-L-DT	2721	2488	2777	2674	2811	2817	3089	3008	3371	3079	21	23	25	996L-DT-R&V
98/9947WDC-L-NL	2721	2488	2777	2674	2811	2817	3089	3008	3371	3079	21	23	25	996L-NL-R&V
98/9947WDC-TL	3284	3051	3340	3240	3364	3240	3651	3570	3937	3645	21	23	25	990DT/376WDC-T/10WDA*
98/9947WDC-TL-BE	3249	3016	3305	3205	3334	3202	3612	3531	3902	3610	21	23	25	990DT/376WDC-T-BE/10WDA*

FIRE EXIT HARDWARE

Wood Door Concealed Vertical Rod Devices

(Price includes 338 and 385A Strikes, Sex Bolts and 8" Scalp Plate)

98/9947WDC-EO-F	2633	2369	2708	2568	2670	2763	2966	2885	3256	3059	15	17	19	-
98/9947WDC-NL-F	2898	2634	2973	2841	2946	2979	3249	3168	3529	3332	15	19	23	990NL-R&V
98/9947WDC-NL-OP-F	2758	2494	2833	2693	2795	2880	3093	3012	3383	3184	15	19	23	110WD
98/9947WDC-TP-F	2986	2722	3061	2932	3021	3055	3347	3266	3620	3423	16	19	22	990TP-R&V
98/9947WDC-TP-BE-F	2986	2722	3061	2932	3021	3055	3347	3266	3620	3423	16	19	22	990TP-BE-R&V
98/9947WDC-K-F	3057	2793	3132	3015	3177	3135	3509	3428	3703	3506	17	21	25	996K-R&V
98/9947WDC-K-BE-F	3057	2793	3132	3015	3177	3135	3509	3428	3703	3506	17	21	25	996K-BE-R&V
98/9947WDC-K-NL-F	3047	2783	3122	2999	3161	3127	3487	3406	3687	3490	17	21	25	996K-NL-R&V
98/9947WDC-L-F	3205	2941	3280	3155	3267	3300	3633	3552	3843	3646	21	23	25	996L-R&V
98/9947WDC-L-BE-F	3205	2941	3280	3155	3267	3300	3633	3552	3843	3646	21	23	25	996L-BE-R&V
98/9947WDC-L-NL-F	3078	2814	3153	3028	3182	3200	3499	3418	3716	3519	21	23	25	996L-NL-R&V
98/9947WDC-TL-F	3641	3377	3716	3594	3735	3623	4061	3980	4282	4085	21	23	25	990DT/376WDC-T/10WDA*
98/9947WDC-TL-BE-F	3606	3342	3681	3559	3705	3585	4022	3941	4247	4050	21	23	25	990DT/376WDC-T-BE/10WDA*

98/9947WDC Notes:

Finish - US32D and US15 finishes available on Series 98 only.

Finish - US3A, US4A, consult factory for lead time.

Finish - US10B finish has 313 finish device with US10B parts.

***Wood Frame Applications** - the 283 Strike or WDF must be specified. Specify door thickness.

Prices subject to change without notice.

 Indicates products that have EPD documentation available and meet LEED v4.

**3' Devices are priced complete with standard trim and strike(s).
2' add \$75 list, 4' add \$18 list.
Cylinders and sex bolts are not included in price unless noted.**

EXIT HARDWARE

Concealed Vertical Rod Devices

(Price includes 338 and 385A Strikes)

	US26D	US28	US32D	313	US10	US4/4A	US3/3A US15 US26 643E	315	US10B	Weight lbs.			Standard Trim/Control
										2'	3'	4'	
98/9948EO	2344	2111	2389	2260	2349	2424	2540	2958	2691	15	17	19	-
98/9948DT	2591	2358	2636	2525	2614	2623	2816	3223	2956	15	19	23	990DT
98/9948NL	2609	2376	2654	2533	2625	2640	2823	3231	2964	15	19	23	990NL-R&V
98/9948NL-OP	2469	2236	2514	2385	2474	2541	2667	3085	2816	15	19	23	110MD
98/9948TP	2697	2464	2742	2624	2700	2716	2921	3322	3055	16	19	22	990TP-R&V
98/9948TP-BE	2697	2464	2742	2624	2700	2716	2921	3322	3055	16	19	22	990TP-BE-R&V
98/9948K	2768	2535	2813	2707	2856	2796	3083	3405	3138	17	21	25	996K-R&V
98/9948K-BE	2768	2535	2813	2707	2856	2796	3083	3405	3138	17	21	25	996K-BE-R&V
98/9948K-DT	2758	2525	2803	2691	2840	2788	3061	3389	3122	17	21	25	996K-DT-R&V
98/9948K-NL	2758	2525	2803	2691	2840	2788	3061	3389	3122	17	21	25	996K-NL-R&V
98/9948L	2916	2683	2961	2847	2946	2961	3207	3545	3278	21	23	25	996L-R&V
98/9948L-BE	2916	2683	2961	2847	2946	2961	3207	3545	3278	21	23	25	996L-BE-R&V
98/9948L-DT	2789	2556	2834	2720	2861	2861	3073	3418	3151	21	23	25	996L-DT-R&V
98/9948L-NL	2789	2556	2834	2720	2861	2861	3073	3418	3151	21	23	25	996L-NL-R&V
98/9948TL	3302	3069	3347	3236	3364	3234	3585	3934	3667	21	23	25	990DT/376T
98/9948TL-BE	3267	3034	3312	3201	3334	3196	3546	3899	3632	21	23	25	990DT/376T-BE

FIRE EXIT HARDWARE

Concealed Vertical Rod Devices

(Price includes 338 and 385A Strikes)

98/9948EO-F	2611	2403	2685	2627	2706	2798	2984	3312	3148	15	17	19	-
98/9948NL-F	2876	2668	2950	2900	2982	3014	3267	3585	3421	15	19	23	990NL-R&V
98/9948NL-OP-F	2736	2528	2810	2752	2831	2915	3111	3439	3273	15	19	23	110MD
98/9948TP-F	2964	2756	3038	2991	3057	3090	3365	3676	3512	16	19	22	990TP-R&V
98/9948TP-BE-F	2964	2756	3038	2991	3057	3090	3365	3676	3512	16	19	22	990TP-BE-R&V
98/9948K-F	3035	2827	3109	3074	3213	3170	3527	3759	3595	17	21	25	996K-R&V
98/9948K-BE-F	3035	2827	3109	3074	3213	3170	3527	3759	3595	17	21	25	996K-BE-R&V
98/9948K-NL-F	3025	2817	3099	3058	3197	3162	3505	3743	3579	17	21	25	996K-NL-R&V
98/9948L-F	3183	2975	3257	3214	3303	3335	3651	3899	3735	21	23	25	996L-R&V
98/9948L-BE-F	3183	2975	3257	3214	3303	3335	3651	3899	3735	21	23	25	996L-BE-R&V
98/9948L-NL-F	3056	2848	3130	3087	3218	3235	3517	3772	3608	21	23	25	996L-NL-R&V
98/9948TL-F	3569	3361	3643	3603	3721	3608	4029	4288	4124	21	23	25	990DT/376T
98/9948TL-BE-F	3534	3326	3608	3568	3691	3570	3990	4253	4089	21	23	25	990DT/376T-BE

98/9948 Notes:

Finish - US32D and US15 finishes available on Series 98 only.

Finish - US3A, US4A, consult factory for lead time.

Finish - US10B finish has 313 finish device with US10B parts.

Prices subject to change without notice.

 Indicates products that have EPD documentation available and meet LEED v4.

98/99 Series • Devices (continued)

3' Devices are priced complete with standard trim and strike(s).
 4' add \$18 list.
 Cylinders and sex bolts are not included in price unless noted.

EXIT HARDWARE

Surface Three Point Latch Devices

(Price includes 299(2), 248L-4, 304L Strikes and Sex Bolts for Latches)

	US26D	US28	US32D	313	US10	US4/4A	US3/3A US15 US26 643E	315	US10B	Weight lbs.		Standard Trim/Control
										3'	4'	
98/9957EO	2628	2342	2797	2540	2718	2817	3034	3242	3095	17	20	–
98/9957DT	2875	2589	3044	2805	2983	3016	3310	3507	3360	21	23	990DT
98/9957NL	2893	2607	3062	2813	2994	3033	3317	3515	3368	21	22	990NL-R&V
98/9957NL-OP	2753	2467	2922	2665	2843	2934	3161	3369	3220	21	22	110MD/WD
98/9957TP	2981	2695	3150	2904	3069	3109	3415	3606	3459	20	22	990TP-R&V
98/9957TP-BE	2981	2695	3150	2904	3069	3109	3415	3606	3459	20	22	990TP-BE-R&V
98/9957K	3052	2766	3221	2987	3225	3189	3577	3689	3542	23	24	996K-R&V
98/9957K-BE	3052	2766	3221	2987	3225	3189	3577	3689	3542	23	24	996K-BE-R&V
98/9957K-DT	3042	2756	3211	2971	3209	3181	3555	3673	3526	23	24	996K-DT-R&V
98/9957K-NL	3042	2756	3211	2971	3209	3181	3555	3673	3526	23	24	996K-NL-R&V
98/9957L	3200	2914	3369	3127	3315	3354	3701	3829	3682	23	26	996L-R&V
98/9957L-BE	3200	2914	3369	3127	3315	3354	3701	3829	3682	23	26	996L-BE-R&V
98/9957L-DT	3073	2787	3242	3000	3230	3254	3567	3702	3555	23	26	996L-DT-R&V
98/9957L-NL	3073	2787	3242	3000	3230	3254	3567	3702	3555	23	26	996L-NL-R&V
98/9957TL	3586	3300	3755	3516	3733	3627	4079	4218	4071	23	26	990DT/374T*
98/9957TL-BE	3551	3265	3720	3481	3703	3589	4040	4183	4036	23	26	990DT/374T-BE*

FIRE EXIT HARDWARE

Surface Three Point Latch Devices

(Price includes 299F(2), 304L Strikes and Sex Bolts for Latches)

98/9957EO-F	2801	2528	2965	2765	2951	3050	3060	3454	3380	18	19	–
98/9957NL-F	3066	2793	3230	3038	3227	3266	3343	3727	3653	19	22	990NL-R&V
98/9957NL-OP-F	2926	2653	3090	2890	3076	3167	3187	3581	3505	19	22	110MD/WD
98/9957TP-F	3154	2881	3318	3129	3302	3342	3441	3818	3744	20	23	990TP-R&V
98/9957TP-BE-F	3154	2881	3318	3129	3302	3342	3441	3818	3744	20	23	990TP-BE-R&V
98/9957K-F	3225	2952	3389	3212	3458	3422	3603	3901	3827	22	24	996K-R&V
98/9957K-BE-F	3225	2952	3389	3212	3458	3422	3603	3901	3827	22	24	996K-BE-R&V
98/9957K-NL-F	3215	2942	3379	3196	3442	3414	3581	3885	3811	22	24	996K-NL-R&V
98/9957L-F	3373	3100	3537	3352	3548	3587	3727	4041	3967	22	24	996L-R&V
98/9957L-BE-F	3373	3100	3537	3352	3548	3587	3727	4041	3967	22	24	996L-BE-R&V
98/9957L-NL-F	3246	2973	3410	3225	3463	3487	3593	3914	3840	22	24	996L-NL-R&V
98/9957TL-F	3759	3486	3923	3741	3966	3860	4105	4430	4356	22	24	990DT/374T*
98/9957TL-BE-F	3724	3451	3888	3706	3936	3822	4066	4395	4321	22	24	990DT/374T-BE*

98/9957 Notes:

Finish - US32D and US15 finishes available on Series 98 only.

Finish - US3A, US4A, consult factory for lead time.

Finish - US10B finish has 313 finish device with US10B parts.

* **Wood Doors** - 10WDA cover plate is required for the 370 series controls and will be supplied at an additional **\$50 list add**.

Prices subject to change without notice.

 Indicates products that have EPD documentation available and meet LEED v4.

**3' Devices are priced complete with standard trim and strike(s).
4' add \$18 list.
Cylinders and sex bolts are not included in price unless noted.**

EXIT HARDWARE

Mortise Lock Devices

(Prices includes 575 Strike)

	US26D	US28	US32D	313	US10	US4/4A	US3/3A US26 643E	US15	315	US10B	Weight lbs.		Standard Trim/Control
											3'	4'	
98/9975EO	1917	1748	1962	1811	1972	1972	2196	2176	2513	2077	15	18	-
98/9975HL	2116	1947	2161	2018	2179	2179	2403				18	20	-
98/9975DT	2164	1995	2209	2076	2237	2171	2472	2452	2778	2342	19	21	990DT
98/9975NL	2182	2013	2227	2084	2248	2188	2479	2459	2786	2350	19	21	990NL-M
98/9975TP	2270	2101	2315	2175	2323	2264	2577	2557	2877	2441	18	20	990TP-M
98/9975TP-BE	2270	2101	2315	2175	2323	2264	2577	2557	2877	2441	18	20	990TP-BE-M
98/9975K	2341	2172	2386	2258	2479	2344	2739	2719	2960	2524	21	22	996K-M
98/9975K-BE	2341	2172	2386	2258	2479	2344	2739	2719	2960	2524	21	22	996K-BE-M
98/9975K-DT	2331	2162	2376	2242	2463	2336	2717	2697	2944	2508	21	22	996K-DT-M
98/9975K-NL	2331	2162	2376	2242	2463	2336	2717	2697	2944	2508	21	22	996K-NL-M
98/9975L	2489	2320	2534	2398	2569	2509	2863	2843	3100	2664	21	23	996L-M
98/9975L-BE	2489	2320	2534	2398	2569	2509	2863	2843	3100	2664	21	23	996L-BE-M
98/9975L-DT	2362	2193	2407	2271	2484	2409	2729	2709	2973	2537	21	23	996L-DT-M
98/9975L-NL	2362	2193	2407	2271	2484	2409	2729	2709	2973	2537	21	23	996L-NL-M

FIRE EXIT HARDWARE

Mortise Lock Devices

(Prices includes 575 Strike)

98/9975EO-F	2106	1960	2180	2040	2181	2181	2406	2386	2727	2360	15	19	-
98/9975HL-F	2305	2159	2379	2247	2388	2388	2613				17	20	-
98/9975NL-F	2371	2225	2445	2313	2457	2397	2689	2669	3000	2633	18	21	990NL-M
98/9975TP-F	2459	2313	2533	2404	2532	2473	2787	2767	3091	2724	19	21	990TP-M
98/9975TP-BE-F	2459	2313	2533	2404	2532	2473	2787	2767	3091	2724	19	21	990TP-BE-M
98/9975K-F	2530	2384	2604	2487	2688	2553	2949	2929	3174	2807	20	23	996K-M
98/9975K-BE-F	2530	2384	2604	2487	2688	2553	2949	2929	3174	2807	20	23	996K-BE-M
98/9975K-NL-F	2520	2374	2594	2471	2672	2545	2927	2907	3158	2791	20	23	996K-NL-M
98/9975L-F	2678	2532	2752	2627	2778	2718	3073	3053	3314	2947	20	23	996L-M
98/9975L-BE-F	2678	2532	2752	2627	2778	2718	3073	3053	3314	2947	20	23	996L-BE-M
98/9975L-NL-F	2551	2405	2625	2500	2693	2618	2939	2919	3187	2820	20	23	996L-NL-M

98/9975 Notes:

Finish - US32D and US15 finishes available on Series 98 only.

Finish - US3A, US4A, consult factory for lead time.

Finish - US10B finish has 313 finish device with US10B parts.

Prices subject to change without notice.

 Indicates products that have EPD documentation available and meet LEED v4.

98/99 Series - Devices (continued)

3' Devices are priced complete with standard trim and strike(s).

2' add \$75 list, 4' add \$18 list.

Cylinders and sex bolts are not included in price unless noted.

For Concealed Vertical Cable Devices prices shown are for Door Opening Heights 6'0" to 10'0"

EXIT HARDWARE

Concealed Vertical Cable Devices

(Price includes 249 and 349 Strikes)

	US26D	US28	US32D	313	US10	US4/4A	US3/3A	315	US10B	Weight lbs.			Standard Trim
							US15 US26 643E			2'	3'	4'	
98/9949E0	2077	1843	2122	1994	2083	2157	2275	2698	2457	15	17	19	-
98/9949DT	2324	2090	2369	2259	2348	2356	2551	2963	2722	15	19	23	990DT
98/9949NL	2342	2108	2387	2267	2359	2373	2558	2971	2730	15	19	23	990NL-R/V
98/9949NL-OP	2202	1968	2247	2119	2208	2274	2402	2825	2582	15	19	23	110MD
98/9949TP	2430	2196	2475	2358	2434	2449	2656	3062	2821	16	19	22	990TP-R/V
98/9949TP-BE	2430	2196	2475	2358	2434	2449	2656	3062	2821	16	19	22	990TP-BE-R/V
98/9949K	2501	2267	2546	2441	2590	2529	2818	3145	2904	21	23	25	996K-R/V
98/9949K-BE	2501	2267	2546	2441	2590	2529	2818	3145	2904	21	23	25	996K-BE-R/V
98/9949K-DT	2491	2257	2536	2425	2574	2521	2796	3129	2888	21	23	25	996K-DT-R/V
98/9949K-NL	2491	2257	2536	2425	2574	2521	2796	3129	2888	21	23	25	996K-NL-R/V
98/9949L	2649	2415	2694	2581	2680	2694	2942	3285	3044	21	23	25	996L-R/V
98/9949L-BE	2649	2415	2694	2581	2680	2694	2942	3285	3044	21	23	25	996L-BE-R/V
98/9949L-DT	2522	2288	2567	2454	2595	2594	2808	3158	2917	21	23	25	996L-DT-R/V
98/9949L-NL	2522	2288	2567	2454	2595	2594	2808	3158	2917	21	23	25	996L-NL-R/V

FIRE EXIT HARDWARE

Concealed Vertical Cable Devices

(Price includes 249 and 349 Strikes)

98/9949E0-F	2253	2019	2298	2170	2259	2333	2451	2874	2633	15	17	19	-
98/9949NL-F	2518	2284	2563	2443	2535	2549	2734	3147	2906	15	19	23	990NL-R/V
98/9949NL-OP-F	2378	2144	2423	2295	2384	2450	2578	3001	2758	15	19	23	110MD
98/9949TP-F	2606	2372	2651	2534	2610	2625	2832	3238	2997	16	19	22	990TP-R/V
98/9949TP-BE-F	2606	2372	2651	2534	2610	2625	2832	3238	2997	16	19	22	990TP-BE-R/V
98/9949K-F	2677	2443	2722	2617	2766	2705	2994	3321	3080	21	23	25	996K-R/V
98/9949K-BE-F	2677	2443	2722	2617	2766	2705	2994	3321	3080	21	23	25	996K-BE-R/V
98/9949K-NL-F	2667	2433	2712	2601	2750	2697	2972	3305	3064	21	23	25	996K-NL-R/V
98/9949L-F	2825	2591	2870	2757	2856	2870	3118	3461	3220	21	23	25	996L-R/V
98/9949L-BE-F	2825	2591	2870	2757	2856	2870	3118	3461	3220	21	23	25	996L-BE-R/V
98/9949L-NL-F	2698	2464	2743	2630	2771	2770	2984	3334	3093	21	23	25	996L-NL-R/V

98/9949 Notes:

Finish - US32D and US15 finishes available on Series 98 only.

Finish - US3A, US4A, consult factory for lead time.

Finish - US10B finish has 313 finish device with US10B parts.

Door Opening Height - Specify door opening height if other than default.

For door opening heights more than 10', consult factory.

For Concealed Vertical Cable Devices - Less Cable System (LCS) Deduct \$965 LIST

Nominal Door Opening Height	Top Cable	Bottom Cable
72"-82"	6' - 6'10'	47250398
*>82"-96"	*6'10' - 8'	47250175
>96" - 110"	>8' - 9'2"	47250176
>110" - 120"	>9'2" - 10'	47250177

*Default door opening height

Prices subject to change without notice.

 Indicates products that have EPD documentation available and meet LEED v4.

**3' Devices are priced complete with standard trim and strike(s).
2' add \$75 list, 4' add \$18 list.
Cylinders are not included in price unless noted.**

EXIT HARDWARE

Wood Door Concealed Vertical Cable Devices

(Price includes 150 and 450 Strikes, Sex Bolts and Scalp Plate)

	US26D	US28	US32D	313	US10	US4/4A	US3/3A US15 US26 643E	315	US10B	Weight lbs.			Standard Trim/ Control
										2'	3'	4'	
98/9950WDC-EO	2204	1976	2257	2139	2222	2300	2470	2818	2636	15	17	19	—
98/9950WDC-DT	2451	2223	2504	2404	2487	2499	2746	3083	2901	15	19	23	990DT
98/9950WDC-NL	2469	2241	2522	2412	2498	2516	2753	3091	2909	15	19	23	990NL-R&V
98/9950WDC-NL-OP	2329	2101	2382	2264	2347	2417	2597	2945	2761	15	19	23	110WD
98/9950WDC-TP	2557	2329	2610	2503	2573	2592	2851	3182	3000	16	19	22	990TP-R&V
98/9950WDC-TP-BE	2557	2329	2610	2503	2573	2592	2851	3182	3000	16	19	22	990TP-BE-R&V
98/9950WDC-K	2628	2400	2681	2586	2729	2672	3013	3265	3083	17	21	25	996K-R&V
98/9950WDC-K-BE	2628	2400	2681	2586	2729	2672	3013	3265	3083	17	21	25	996K-BE-R&V
98/9950WDC-K-DT	2618	2390	2671	2570	2713	2664	2991	3249	3067	17	21	25	996K-DT-R&V
98/9950WDC-K-NL	2618	2390	2671	2570	2713	2664	2991	3249	3067	17	21	25	996K-NL-R&V
98/9950WDC-L	2776	2548	2829	2726	2819	2837	3137	3405	3223	21	23	25	996L-R&V
98/9950WDC-L-BE	2776	2548	2829	2726	2819	2837	3137	3405	3223	21	23	25	996L-BE-R&V
98/9950WDC-L-DT	2649	2421	2702	2599	2734	2737	3003	3278	3096	21	23	25	996L-DT-R&V
98/9950WDC-L-NL	2649	2421	2702	2599	2734	2737	3003	3278	3096	21	23	25	996L-NL-R&V

For Devices Less Cable System (LCS) Deduct \$1105 List

FIRE EXIT HARDWARE

Wood Door Concealed Vertical Cable Devices

(Price includes 150 and 450 Strikes, Sex Bolts and Scalp Plate)

98/9950WDC-EO-F	2504	2276	2557	2439	2522	2600	2770	3118	2936	15	17	19	—
98/9950WDC-NL-F	2769	2541	2822	2712	2798	2816	3053	3391	3209	15	19	23	990NL-R&V
98/9950WDC-NL-OP-F	2629	2401	2682	2564	2647	2717	2897	3245	3061	15	19	23	110WD
98/9950WDC-TP-BE-F	2857	2629	2910	2803	2873	2892	3151	3482	3300	16	19	22	990TP-R&V
98/9950WDC-TP-F	2857	2629	2910	2803	2873	2892	3151	3482	3300	16	19	22	990TP-BE-R&V
98/9950WDC-K-F	2928	2700	2981	2886	3029	2972	3313	3565	3383	17	21	25	996K-R&V
98/9950WDC-K-BE-F	2928	2700	2981	2886	3029	2972	3313	3565	3383	17	21	25	996K-BE-R&V
98/9950WDC-K-NL-F	2918	2690	2971	2870	3013	2964	3291	3549	3367	17	21	25	996K-NL-R&V
98/9950WDC-L-F	3076	2848	3129	3026	3119	3137	3437	3705	3523	21	23	25	996L-R&V
98/9950WDC-L-BE-F	3076	2848	3129	3026	3119	3137	3437	3705	3523	21	23	25	996L-BE-R&V
98/9950WDC-L-NL-F	2949	2721	3002	2899	3034	3037	3303	3578	3396	21	23	25	996L-NL-R&V

For Devices - Less Cable System (LCS) Deduct \$1405 List

98/9950WDC Notes:

Finish - US32D and US15 finishes available on Series 98 only.

Finish - US3A, US4A, consult factory for lead time.

Finish - US10B finish has 313 finish device with US10B parts.

Door Opening Height - must be specified when placing an order. Other heights over 10' are available, consult factory for lead time.

Non-Standard Center Lines or Threshold installed - consult customer support.

Standard Door Opening Height Range	Top Cable	Bottom Cable
6'8" - 7'0"	24648180	24647265
7'1" - 8'0"	24647273	24647265
8'1" - 9'0"	24647281	24647265
9'1" - 10'0"	24647299	24647265

Prices subject to change without notice.

 Indicates products that have EPD documentation available and meet LEED v4.

98/99 Series - Options

Accessible Device

Prefix		List Add
AX	Accessible device compliant with the California Building Code (Section 11B-309.4) requirement for 5 lb. maximum operation force. Available on AX98/99, AX98/99-F Rim, AX98/9949 LBL, LBL-AFL, AX98/9927-LBR, AX98/9927-LBR-F, 98/9950WDC-LBL, 98/9950WDC-LBL-F. Trim functions available EO, DT, NL, L, LBE, LDT and LNL. EL option available. Not available with QEL or CX	60

Cylinder Dogging

Not for use with Fire Exit Hardware

Prefix		List Add
CD	Standard Baseplate Cylinder dogging available on all 98/99 Series Panic Devices excluding the 2' device.	94
CD-CX	Center case dogging available on all Chexit 98/99 Rim/27/47/48/49/57 Panic Devices. Specify handling.	428
CI	Cylinder Dogging Indicator available on all 98/99 Series Panic Devices Not available with EL/QEL electrical option, Chexit device or the 2' device.	258
DI	Dogging indicator available on all 98/99 Series Panic Devices excluding the 2' device.	243
LD	Less Dogging available on all 98/99 Series Panic Devices.	44
CDSI	Cylinder Dogging w/ Indicator	310
HDSI	Hex Dogging w/ Indicator	223
SD	Special center case dogging available on 98/99 Rim/27/57/47/48/49/50WDC Panic Devices ONLY. Can be used with the "EL and QEL" option. Refer to page 69 for pricing. Specify handling.	396

Double Cylinder

Suffix		List Add
-2	98/99 Rim	323
	98/9975 Mortise Device (includes 7500-2 lock) Double Cylinder application available with TP, TP-BE, K, K-BE, L, & L-BE functions only. Specify handling.	519
-2SI	Double Cylinder with Security Indicator available on 98/99 Rim only. Rim cylinder sold separately. Cylinder with T-Turn available from Schlage, order part # XB 11-979 Double Cylinder application with Security Indicator available with TP, TP-BE, K, K-BE, L, & L-BE functions only. Specify handling.	541
971220-00	Lock/Unlock label only, order part number 971220-00.	10

Hurricane Device

Hurricane devices are listed with Steelcraft doors. Contact factory for specific requirements.

List add prices are for the strike price adjustment only. Mullions are priced separately on page 99.

Prefix		List Add
HH	Available on the following 98/99 Series Panic Devices: 98/99 Rim x 9954 Mullion w/299-F (order mullion as "blank") 98/9957 w/299-F Strike 98/9927 w/299-F Strike 98/9975 Device with Standard Strike 98/9947-F Device with Standard Strikes 98/9949 Device with Standard Strikes Less trim requires sexbolts	16 32 16 NC NC NC 72

Windstorm Devices

Windstorm devices are certified to comply with ICC 500 Standard for the Design and Construction of Storm Shelters, and the Federal Emergency Management Agency's publication FEMA 361 — Design and Construction Guidance for Community Safety.

Windstorm devices are listed with Steelcraft Paladin doors for tornado listings and Steelcraft "H" Series doors for Hurricane listings.

Prefix		List Add
WS	Available on the 98/9927/57 Series Devices - Specify Handling (Not available with EL option and LNL/NL trim function) QEL is available. For Replacement Parts, contact Customer Care 877-671-7011	1272

Door Applications For WS98/9927 - 8'0" x 8'0" Pairs (swing same direction) 4'0" x 8'0" Single (non-fire rated only) Flush Hollow Metal. UL - FEMA 361 certified.

For WS98/9957 - 4'0" x 8'0" Single (fire and non-fire rated) Flush Hollow Metal. UL-FEMA 361 certified.

Miami-Dade Co. / FBC will list compliance to: TAS 201, TAS 202, TAS 203.

Design Load Rating: +150/-150 PSF (245 MPH Wind Zone)

Enhanced Hurricane Protection (EHPA) ASTM E1996 / ANSI/ICC 500 (245 MPH Wind Zone) / UL - ANSI/ICC 500 certified of F5 - Tornado applications.

Prices subject to change without notice.

 Indicates products that have EPD documentation available and meet LEED v4.

Insulclad or Applied Panel

Not available for fire door applications

Suffix		List Add
INS-2	1/2" Panel - for 98/9947 devices.	153
INS-4	1/4" Panel - for 98/9947 devices.	253
INS-2 KIT-9947	1/2" Panel Kit - for 98/9947 devices - order part number 051841-00	153
INS-4 KIT-9947	1/4" Panel Kit - for 98/9947 devices - order part number 051842-00	253
INS-2	1/2" Panel - for 98/9949 devices.	153
INS-4	1/4" Panel - for 98/9949 devices.	253
INS-2 KIT-9949	1/2" Panel Kit - for 98/9949 devices - order part number 2412285	153
INS-4 KIT-9949	1/4" Panel Kit - for 98/9949 devices - order part number 24122327	253

Less Bottom Rod/Less Bottom Latch

Suffix			
LBR	Less bottom rod with UL Fire Label 98/9927-F, 98/9947-F and 98/9947WDC-F Devices. LBR fire-rated devices must be ordered in pairs of vertical rod devices.		NC
		Deduct	
	Less bottom rod, Panic 98/9927		112
	Less bottom rod, Panic 98/9947, 98/9947WDC		120
		List Price	
LBR KIT	Fire Latch Kit, complete auxiliary bolt field replacement kit. Order part number 050171-32		446
LBL	Less bottom latch available on 98/9949A and 98/9950WDC (Panic)	LBL Only	Deduct 120
	98/9949-F LBL and 98/9950WDC-F-LBL devices must be ordered in pairs of vertical latch devices with one Fire Pin Kit per pair: First Leaf - 98/9949-F LBL and 98/9950WDC-F-LB LBL Only	LBL Only	Deduct 120
	Second Leaf - 98/9949-F LBL and 98/9950WDC-F-LBL LBL Only with Fire Pin Kit		Add 27
		List Price	
49 Fire Pin Kit	49 Fire Pin Kit, complete auxiliary bolt field replacement kit. Order part number 051860-32		147

Pullman Latches

Not available for fire door applications

Prefix		List Add
PL	98/9927 Device PL Top and PL Bottom 98/9947 Device PL Top and PL Bottom	238 338
ES	98/9927 Panic Device LBR with PL top Latch for electric strike application. 98/9947 Panic Device LBR with PL top Latch for electric strike application. CAUTION: A Panic LBR device is only a one point latching instead of two point. Security of the opening may be compromised.	119 169

Touchbar Options

Suffix		List Add
BRAILLE	Vision Impaired Touchpad, Raised Letters and Braille (US32D) Standard copy "Caution Stairwell." Other copy up to 20 alpha/numeric characters, one line, available, consult factory. Specify handling.	121
PUSH	Brass, Bronze and Stainless Touchbar trims embossed "PUSH." No additional charge when specified with device. Specify handling.	NC
RSS	Red silk-screened lettered Touchbar trims (as standard on SS devices). "Emergency Exit Only, Push to Open and Sound Alarm" No additional charge when specified with device. Specify handling.	NC
KN	Knurled Touchpad No additional charge when specified with device.	NC
SG	Safety Glow feature - for 3' device Safety Glow feature - for 4' device	442 460

CUSTOM GRAPHICS available on pushbar trim. See page 8 for details.

Prices subject to change without notice.

 Indicates products that have EPD documentation available and meet LEED v4.

98/99 Series - Options (continued)

Weep Holes

Suffix		List Add
WH	Drainage (Weep) Holes in Mechanism Case 3' device will have 4 holes - 6" spacing, 4' device will have 6 holes - 6" spacing	86

49 Cable System

(Device Type and Door Opening Height must be specified when ordering)

Prefix	Suffix		List Price
CS		Complete Cable System - Includes: Top and Bottom Strikes, Latches, Centerslides, Cables and Mounting Packs	Door Opening Heights - 6'0" to 10'0" 965
CS	LBL	Cable System - Less Bottom Latch Includes: Top Strike, Top Latch, Top Cable, Centerslides, Mounting Packs	Door Opening Heights - 6'0" to 10'0" 901
CS	LBL - 49AFL	Cable System - Less Bottom Latch - with Fire Pin Kit Includes: Top Strike, Top Latch, Top Cable, Centerslides, Mounting Packs and Fire Pin Kit	Door Opening Heights - 6'0" to 10'0" 1059

50 WDC Cable System

(Door Type, Door Height, and Finish must be specified when ordering)

Prefix	Suffix		List Price
CS		Complete Cable System Includes: Top and Bottom Latches, Strikes, Cables, Centerslide, Mounting Packs	1105
CS	F	Fire-Rated Complete Cable System Includes: Top and Bottom Latches, Strikes, Cables, Centerslide, Mounting Packs, Fire kit	1405
CS	LBL	Cable System - Less Bottom Latch Includes: Top Latch, Strike, Cable, Centerslide, Mounting Packs	1054
CS	LBL-F	Fire-Rated Cable System - Less Bottom Latch Includes: Top Latch, Strike, Cable, Centerslide, Mounting Packs, Fire kit, Fire Pin kit	1390

Anti-Microbial Finish

Suffix		List Add
AM	Antimicrobial Coating available in US26D and US32D, use suffix-AM when ordering. Example US26D-AM	
	For Device with or without Trim	66
	For Trim Only (US26D-AM)	31

Door Thickness >2-1/4" - 4 1/4"

Suffix		List Add
Door Thickness > 2-1/4" - <= 4 1/4"	98/99 Rim, 98/9947/47WDC, 98/9948, 98/9949, 98/9950WDC devices EO (exit only no trim) with sex bolts.	86
	98/99 Rim, 98/9947/47WDC, 98/9948, 98/9949, 98/9950WDC devices NL-OP (with 110NL cylinder control) with sex bolts.	173
	98/99 Rim, 98/9947/47WDC, 98/9948, 98/9949, 98/9950WDC devices NL-OP (with 110NL cylinder control) NO sex bolts.	86
	98/9927, 98/9957 devices EO (exit only no trim).	86
	98/9927, 98/9957 devices NL-OP (with 110NL cylinder control)	173

Von Duprin Remote Undogging and Remote Monitoring Kit

- Modular Retrofit Kit for 98/99 and 33A/35A Series Devices
 - Access control managed via an IP or RS1/ RS-485 connection to the gateway through Allegion software alliance members.
 - ** Please note, ENGAGE cloud based management not available.**
 - Consult your access control software provider for pricing and specific scope of support.
- For details regarding the configurations that are available, please see page 266 of the Schlage Electronics Price Book.

Prices subject to change without notice.

 Indicates products that have EPD documentation available and meet LEED v4.

Pneumatic Devices

Prefix			List Add
PN	Pneumatic		1373
Accessories		Order Part Number	Each Price
PNT-1	Pneumatic Power Transfer	012014-36	601
PN Connector	Pneumatic Connector	051827-00	37
PN Tubing	25' length	051828-00	24
	50' length	051823-00	32
	100' length	051824-00	54
	200' length	051825-00	103

Electric Latch Retraction

See 98/99 Product Catalog for required accessory equipment

Device Prefix	Description	List Add
EL	Electric Latch Retraction	894
HD-EL	Electric Latch Retraction with Hex Dogging (Panic Only)	894
SD-EL	Electric Latch Retraction with Special Center Case Dogging, available with "EL" option on 98/99 Rim/27/57/47/48/49/50 panic devices. SPECIFY HANDLING	1290
QEL	Quiet Electric Latch Retraction	887
HD-QEL	Quiet Electric Latch Retraction with Hex Dogging (Panic Only)	887
SD-QEL	Quiet Electric Latch Retraction with Special Center Case Dogging, available with "QEL" option on 98/99 Rim/27/57/47/48/49/50 panic devices. SPECIFY HANDLING	1283

EL Conversion Kits

(Field Conversion Kits for Electric Latch Retraction)

	Standard		Allegion Connect -CON		List Price
	3' device	4' device	3' device	4' device	
EL Baseplate Conversion Kit	050070	050078	050853	050854	1043
HD-EL Baseplate Conversion Kit (Hex Dogging included - Panic Only)	050384	050385	050855	050856	1043

QEL Conversion Kits

(Field Conversion Kits for Quiet Electric Latch Retraction)

Baseplate Conversion Kits (May be used for ANY conversion application)

QEL Baseplate Conversion Kit	958003	040065	040063	040066	932
HD-QEL Baseplate Conversion Kit (Hex Dogging included - Panic Only)	958004	040067	040064	040068	932

Modular Conversion Kits (For Panic Devices, for Fire-rated Devices sold after October 2014, or for replacing existing motor)

QEL Modular Conversion Kit	114317	114317	040061	040061	887
HD-QEL Modular Conversion Kit (Hex Dogging included - Panic Only)	958002	958002	040062	040062	887

Exit Alarm

Suffix		List Add
ALK	Exit Alarm available on 98/99 series Panic and Fire Devices. Price includes switch - "RX" switch, "LX" is optional at no additional charge. For vertical rod tampering monitoring on Surface Vertical Devices, specify device with LX (Latch Bolt Monitor Switch). To order Less Switch, Deduct \$227 list. 9 volt battery included.	599

Switches

Prefix		List Add
RX	Request to Exit - available on all 98/99 Series Devices	242
RX-LC	Request to Exit Low Current - available on all 98/99 Series Devices	280
RX-2	Request to Exit Double Switch - available on all 98/99 Series Devices	300
RX-AUX	RX to RX-2 Conversion - Order part number 050271	250
WP-RX	Waterproof Request to Exit - available on all 98/99 Series Devices	348
* LX	Latchbolt Monitoring - available on all 98/99 Series Devices.	242
* LX-LC	Latchbolt Monitoring Low Current - available on all 98/99 Series Devices except 98/9975.	280
* LX-RX	Request to Exit/Latchbolt Monitoring combination available on all 98/99 Series Devices except 98/9975.	365
* LX-RX-LC	Request to Exit/Latchbolt Monitoring combination Low Current available on all 98/99 Series Devices except 98/9975.	437
SS	Signal Switch - for Rim and Vertical Rod Devices -Specify Handing.	494
	Signal Switch - for Mortise Device (includes SS7500 lock) - Specify Handing.	736

* For Latchbolt monitoring on **98/9975 Mortise Devices** specify the SS7500 lock and **add \$242 list** per device.
 For 98/9949, LX switch monitors trim input or electric dogging of EL/QEL devices. LX switch does not monitor latch condition.
 See page 107 for field-installed switch kit part numbers.

Prices subject to change without notice.

 Indicates products that have EPD documentation available and meet LEED v4.

98/99 Series - Options (continued)

Electric Unlocking

Prefix		List Add
E	Electric Unlocking of outside trim - for all 98/9975 Mortise Devices. Available with TP, K, or L functions only "AC" current requires 12 or 24VAC-SO rectifier kit. Add \$41 list per device. Specify FAIL SECURE (FSE) or FAIL SAFE (FS).	599
E996	Electric Unlocking of outside E996 Trim - for 98/99 rim, mortise, surface vertical and concealed vertical devices. Available with L or LBE functions only. Specify handing. Available standard in 12 or 24 VDC , Fail Safe (FS) and Fail Secure (FSE). Can also be converted in the field. See Page 93 for pricing and optional lever designs.	599
RETROFIT KITS FOR EXISTING 996L TRIM		
	996 R/V/C Conversion to E Kit	Order part number 050672-00 667
	996 Mort Conversion to E Kit	Order part number 050673-00 693

Chexit

Prefix		List Add
CX	Chexit – Controlled Exit Device - available on all 98/99 Series Devices 15 Second Delay furnished standard. DT Function requires an electric strike to access opening. For CX98/9927 and CX98/9957 panic and fire devices, two Rod Guards (RGO) supplied standard. Add \$564 list per device. For doors over 7' additional RGO's will be added as needed to protect the rods. For each additional RGO, add \$282 List. For latch protection, latch guards (LGO) found on page 100 can be ordered separately.	1758
Chexit Options:		
	RCM Remote Chexit Module	251
	* RCM KIT-98 Less Module - specify part number 040199 and finish.	251
	* RCM KIT-99 Less Module - specify part number 040198 and finish.	251
	0 Delay 0 Second Delay	129
	** 30 Delay 30 Second Delay	129
	BOCA-15 Delay 15 second delay with BOCA Modification	129
	** BOCA-30 Delay 30 second delay with BOCA Modification	129
	** Other Delays 2-60 Seconds in 2 second intervals or infinite delay	173

* 15 second Module sold separately. Specify part number **040086**.

** **Over 15 second delay requires a letter of approval from the authority having local jurisdiction over the premises prior to the installation of the device. Allegion cannot grant such approval nor does it warrant local jurisdiction compliance.**

Chexit is not available with any electrical options (EL, QEL, PN).

Chexit is not available with any switches (RX, RXLC, RX2, WPRX, LX, LXLC, LXR, LXRXL, SS)

Connectors

Suffix		List Add
CON	Cross-category solution using common interconnect components for electrified options. Available with ALK, LX, LXLC, LXR, LXRXL, RX and RXLC switches, EL, QEL, CX, E996, E7500, SS7500	N/C

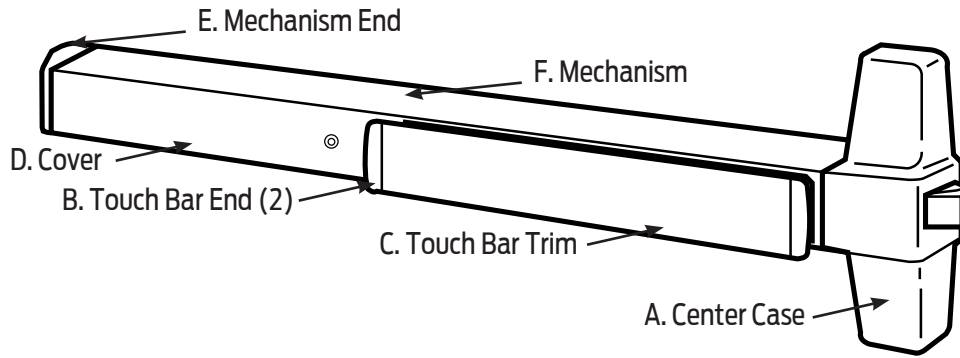
Quiet Mechanical

Prefix		List Add
QM	Controls motion to reduce operational noise. The QM device option provides damper-controlled re-latching. Available on 98/99 rim and 98/9927 devices. Compatible with most of the device options including QEL, EL, AX, RX, and CD. Not available with CX and LX.	185

Prices subject to change without notice.

 Indicates products that have EPD documentation available and meet LEED v4.

Finish Chart - XP98/XP99 Series



Standard Finishes

Color	US Number	BHMA Number	A, B, E	C -Touch Bar Trim Finishes	D, F
Bright Brass	US3	605	Bright Brass	Bright Brass US3, 605	Buffed Anodized
Satin Brass	US4	606	Satin Brass	Satin Brass US4, 606	Anodized
Satin Bronze	US10	612	Plated/Anodized	Satin Bronze US10, 725	Anodized
Satin Nickel	US15	619	Plated, Clear Powder Coat	Satin Stainless Steel US32D, 630	Anodized
Polished Chrome	US26	625	Plated	Bright Stainless Steel US32, 629	Buffed Anodized
Satin Chrome	US26D	626	Powder Coat	Satin Stainless Steel US32D, 630	Anodized
Anodized Aluminum	US28	628	Powder Coat	Satin Stainless Steel US32D, 630	Anodized
Satin Stainless Steel	US32D	630	Stainless Steel	Satin Stainless Steel US32D, 630	Anodized
Duranodic Dark Bronze	313	710	Powder Coat	Powder Coat 313, 710	Powder Coat
Black	315	711	Powder Coat	Powder Coat 315, 711	Powder Coat

US15 and US32D available on XP98 Series only.

Special Finishes

Color	US Number	BHMA Number	A, B, E	C -Touch Bar Trim Finishes	D, F
Bright Bronze	US9	611	Plated	Bright Bronze US9, 611	Buffed Anodized
Satin Bronze, Oil-Rubbed	US10B	613	Oil-Rubbed	Oil-Rubbed, US10B	Powder Coat
Satin Chrome, Antimicrobial	US26D-AM	626-AM	AM Clear over Chrome	AM Clear over Satin Stainless Steel US32D, 630	AM Clear over Anodized
Satin Stainless Steel, Antimicrobial	US32D-AM	630-AM	AM Clear over Stainless Steel	AM Clear over Satin Stainless Steel US32D, 630	AM Clear over Anodized
Powder Coat	RAL # *	--	Powder Coat	Satin Stainless Steel US32D, 630 (unless specified to match device)	Powder Coat

* See Finish page for optional RAL color information.

FINISH NOTES:

US15, US32D, US32D-AM available on XP98 Series only.

XP98 / XP99 Series Sex Bolt Quantities

Application	425 Sex Bolt (Optional)	825 Sex Bolt (Supplied)
DT, EO, NL, TP, K or L Device with trim	2	
99 NLOP Device with 110MD/WD	6	
99 EO Device (exit device only)	6	
99-F Wood Door with trim		2

Prices subject to change without notice.

 Indicates products that have EPD documentation available and meet LEED v4.

XP98/XP99 Series - Summary

Type of Device

Rim

Function

EO (Exit Only)	DT (Dummy Trim)	L (Lever-06 Standard)	LBE (Lever-Blank Escutcheon)
NL (Night Latch-Key Retracts)	NLOP (Night Latch, Opt. Pull)	LDT (Lever-Dummy Trim)	LNL (Lever-Night Latch)
TP (Thumbpiece)	TPBE (Thumbpiece - Blank Escutcheon)	K (Knob)	KBE (Knob Blank Escutcheon)
		KDT (Knob Dummy)	KNL (Knob Night Latch)

Rating

None (Panic Exit Device) **- F** (Fire Exit Device)

Device Finish

US3 (Bright Brass)	US4 (Satin Brass)	US9 (Bright Bronze)	US10 (Satin Bronze)
US10B (Satin Bronze-Oil Rubbed)	US26 (Bright Chrome)	US26D (Satin Chrome)	US26D-AM (Antimicrobial)
US28 (Anodized Aluminum)	313 (Duranodic Dark Bronze)	315 (Black)	643E (Aged Bronze)
US32D / US32D-AM (Satin Stainless Steel) & US15 (Satin Nickel) XP98 Series only			US10B (Satin Bronze- Oil Rubbed)

Device Length (Feet and Inches)

3' (3' Device for 2' 4" - 3' Door) **4'** (4' Device for 2' 10" - 4' Door)

Device Handing

RHR (Right Hand Reverse) **LHR** (Left Hand Reverse)

Touch Bar Trim Options

RSS (Emergency Exit- US32D only) **EMB** (Embossed - Push) **BR** (Braille - US32D only) **KN** (Knurled)

SG (Safety Glow)

Touch Bar Finish

US3 (Bright Brass) **US4** (Satin Brass) **US10** (Satin Bronze) **US19** (Flat Black)

US32 (Bright Stainless) **US32D-AM** (Antimicrobial) **US32D** (Satin Stainless) **313** (Duranodic Dark Bronze)

US10B (Satin Bronze-Oil Rubbed)

Dogging Options

CD (Cylinder Dogging - Panic Only) **DI** (Dogging Indicator) **CI** (Cylinder Dogging Indicator)

LD (Less Dogging Kit) **HDSI** (Hex Dogging w/Indicator) **CDSI** (Cylinder Dogging w/Indicator) **SD** (Center Case Dogging)

Switch Options

RX (Request to Exit) **RXLC** (RX Low Current) **RX2** (RX Double Switch) **WP-RX** (Waterproof RX)

LXLC (LBM Low Current) **LXRXL** (LBM RX Low Current)

Electric Options

EL (Electric Latch Retraction) **QEL** (Quiet Electric Latch Retraction)

Device Options

AX (Accessible Device)	ALK (Exit Alarm)	CX (Chexit - Controlled Exit)	CX-RCM (Chexit - Remote Module)
-2 (Double Cylinder)	CON (Connectors)	CYL (Include Cylinder)	GBK (Include Glass Bead Kit)
SEC (Include Security Screws)	SLM (Include SLM Blocking)	SNB (Include Sexbolts)	
WH (Drainage/Weep Holes in Mechanism Case - 3' device will have 4 holes - 6" spacing, 4' device will have 6 holes - 6" spacing)			

CHEXIT Options

15 (15 Second Delay)	B15 (BOCA 15 Second Delay)	M15 (15 Second Mute Delay)	0 (0 Second Delay)
30 (30 Second Delay)	B30 (BOCA 30 Second Delay)	INF (Infinite Delay)	2-60 Seconds (2 second intervals)

Strike Series

LS (Less Strike)	909 (Std. Panic & Fire)	954 (Opt. Mullion)
-------------------------	--------------------------------	---------------------------

Strike Finish

US19 (Flat Black)

Trim Options

LT (Less Trim)	996 (Std. Lever Trim)	VR910 (Vandal Resistant)	110MD / 110WD (Std. on NL-OP)
392-7 (Opt. Pull Dummy Trim)	990 (Std. Rim)	E996 (Electric 996)	696 / 696WDF (Opt. Lever Trim)
697 / 697WDF (Opt. Lever Trim)			

Trim Finish

US3 (Bright Brass)	US4 (Satin Brass)	US10 (Satin Bronze)	US10B (Satin Bronze-Oil Rubbed)
US26 (Bright Chrome)	US26D (Satin Chrome)	SPBLK (Black Painted)	313 (Duranodic Dark Bronze)
US15 (Satin Nickel)			

Trim Lever Styles 06 Lever Standard

ACC (Accent Lever)	AST (Asti Lever)	MER (Merona Lever)
03K (03 Knurled Lever)	06K (06 Knurled Lever)	01, 02, 03, 05, 06, 07, 12, 16, 17, 18 (Levers)
03 SS, 06 SS, 17 SS, Latitude SS, Longitude SS, M57, M62 (Stainless Steel Levers)		LAT (Latitude)
M51, M52, M53, M54, M55, M56, M61, M63, M81, M82, M83, M84, M85, ME1, ME2, ME3		LON (Longitude)

Door Material

AL (Aluminum Door)	HM (Hollow Metal)	WD (Wood Door)	CP (Composite Door)
---------------------------	--------------------------	-----------------------	----------------------------

Door Thickness

1.3/4 (1-3/4" Standard)	2 (2" Thickness)	2.1/4 (2-1/4" Thickness)
--------------------------------	-------------------------	---------------------------------

Door Application

P (Pair of Doors with Mullion)	S (Single Door)
---------------------------------------	------------------------

Prices subject to change without notice.

 Indicates products that have EPD documentation available and meet LEED v4.

XP98/XP99 Series - Devices

3' Devices are priced complete with standard trim and strike(s),
4' add \$18 list.
Cylinders and sex bolts are not included in price unless noted.

EXIT HARDWARE

Rim Devices

(Prices includes 909 Strike)

	US26D	US28	US32D	313	US10	US4/4A	US3/3A	315	US10B	Wt. lbs.		Standard Trim/Control
							US15 US26 643E			3'	4'	
XP98/99EO	1507	1336	1530	1400	1526	1548	1753	2147	1717	14	17	-
XP98/99DT	1754	1583	1777	1665	1791	1747	2029	2412	1982	17	19	990DT
XP98/99NL	1772	1601	1795	1673	1802	1764	2036	2420	1990	17	19	990NL-R&V
XP98/99NL-OP	1632	1461	1655	1525	1651	1665	1880	2274	1842	15	18	110MD/WD
XP98/99TP	1860	1689	1883	1764	1877	1840	2134	2511	2081	16	20	990TP-R&V
XP98/99TP-BE	1860	1689	1883	1764	1877	1840	2134	2511	2081	16	20	990TP-BE-R&V
XP98/99K	1931	1760	1954	1847	2033	1920	2296	2594	2164	18	21	996K-R&V
XP98/99K-BE	1931	1760	1954	1847	2033	1920	2296	2594	2164	18	21	996K-BE-R&V
XP98/99K-DT	1921	1750	1944	1831	2017	1912	2274	2578	2148	18	21	996K-DT-R&V
XP98/99K-NL	1921	1750	1944	1831	2017	1912	2274	2578	2148	18	21	996K-NL-R&V
XP98/99L	2079	1908	2102	1987	2123	2085	2420	2734	2304	19	21	996L-R&V
XP98/99L-BE	2079	1908	2102	1987	2123	2085	2420	2734	2304	18	21	996L-BE-R&V
XP98/99L-DT	1952	1781	1975	1860	2038	1985	2286	2607	2177	18	21	996L-DT-R&V
XP98/99L-NL	1952	1781	1975	1860	2038	1985	2286	2607	2177	18	21	996L-NL-R&V

FIRE EXIT HARDWARE

Rim Devices

(Price includes 909 Strike for single door applications.)

(For double door applications, the 954 Strike will be supplied at an additional \$102 list add.)

XP98/99EO-F	1658	1538	1716	1639	1721	1806	1962	2375	2015	13	16	-
XP98/99NL-F	1923	1803	1981	1912	1997	2022	2245	2648	2288	16	18	990NL-R&V
XP98/99NL-OP-F	1783	1663	1841	1764	1846	1923	2089	2502	2140	14	17	110MD/WD
XP98/99TP-F	2011	1891	2069	2003	2072	2098	2343	2739	2379	17	19	990TP-R&V
XP98/99TP-BE-F	2011	1891	2069	2003	2072	2098	2343	2739	2379	17	19	990TP-BE-R&V
XP98/99K-F	2082	1962	2140	2086	2228	2178	2505	2822	2462	19	20	996K-R&V
XP98/99K-BE-F	2082	1962	2140	2086	2228	2178	2505	2822	2462	19	20	996K-BE-R&V
XP98/99K-NL-F	2072	1952	2130	2070	2212	2170	2483	2806	2446	19	20	996K-NL-R&V
XP98/99L-F	2230	2110	2288	2226	2318	2343	2629	2962	2602	18	20	996L-R&V
XP98/99L-BE-F	2230	2110	2288	2226	2318	2343	2629	2962	2602	18	20	996L-BE-R&V
XP98/99L-NL-F	2103	1983	2161	2099	2233	2243	2495	2835	2475	18	20	996L-NL-R&V

XP98/99 Notes:

Finish - US32D and US15 finishes available on Series 98 only.

Finish - US3A, US4A, consult factory for lead time.

Finish - US10B finish has 313 finish device with US10B parts.

Prices subject to change without notice.

 Indicates products that have EPD documentation available and meet LEED v4.

Accessible Device

Prefix		List Add
AX	AX Accessible device compliant with the California Building Code (Section 11B-309.4) requirement for 5 lb. maximum operation force. EL option available.	60

Cylinder Dogging

(Not for use with Fire Exit Hardware)

Prefix		List Add
CD	Standard Baseplate Cylinder dogging available.	94
CI	Cylinder Dogging Indicator. Not available with EL/QEL electrical option.	258
CDSI	Cylinder Dogging Indicator w/Indicator	310
DI	Dogging indicator	243
HDSI	Hex Dogging w/Indicator	223
LD	Less Dogging	44
SD	Special center case dogging available on Panic Devices ONLY. Can be used with the "EL" option. Specify handling.	396

Double Cylinder

Prefix		List Add
-2	Double Cylinder Option available for TP, K & L functions on XP98/99 RIM Devices. Specify handling.	323
-2SI	Double Cylinder with Security Indicator. Rim cylinder sold separately. Cylinder with T-Turn available from Schlage, order part # XB 11-979 Double cylinder with security indicator available with TP, TP-BE, K, K-BE, L, & L-BE functions only. Specify handling.	541
971220-00	Lock/Unlock label only, order part number 971220-00.	10

Touchbar Options

Suffix		List Add
BRAILLE	Vision Impaired Touchpad, Raised Letters and Braille (US32D) Standard copy "Caution Stairwell." Other copy up to 20 alpha/numeric characters, one line, available, consult factory. Specify handling.	121
PUSH	Brass, Bronze and Stainless Touchbar trims embossed "PUSH." No additional charge when specified with device. Specify handling.	NC
RSS	Red silk-screened lettered Touchbar trims (as standard on SS devices). "Emergency Exit Only, Push to Open and Sound Alarm" No additional charge when specified with device. Specify handling.	NC
KN	Knurled Touchpad No additional charge when specified with device.	NC
SG	Safety Glow feature - for 3' device Safety Glow feature - for 4' device	442 460

CUSTOM GRAPHICS available on pushbar trim. See page 8 for details.

Weep Holes

Suffix		List Add
WH	Drainage (Weep) Holes in Mechanism Case 3' device will have 4 holes - 6" spacing, 4' device will have 6 holes - 6" spacing	86

Anti-Microbial Finish

Suffix		List Add
AM	Antimicrobial coating available in US26D, use prefix-AM when ordering. Example US26D-AM *US32D-AM available only on 98 series devices)	
	For Device with or without Trim	66
	For Trim Only (US26D-AM)	31

Prices subject to change without notice.

 Indicates products that have EPD documentation available and meet LEED v4.

XP98/XP99 Series - Options (continued)

Electric Latch Retraction

See XP98/99 Product Catalog for required accessory equipment

Device Prefix	Description	List Add
EL	Electric Latch Retraction	894
HD-EL	Electric Latch Retraction with Hex Dogging (Panic Only)	894
SD-EL	Electric Latch Retraction with Special Center Case Dogging, available with "EL" option on XP98/99 Rim panic devices. SPECIFY HANDING	1290
QEL	Quiet Electric Latch Retraction	887
HD-QEL	Quiet Electric Latch Retraction with Hex Dogging (Panic Only)	887
SD-QEL	Quiet Electric Latch Retraction with Special Center Case Dogging, available with "QEL" option on XP98/99 Rim panic devices. SPECIFY HANDING	1283

EL Conversion Kits

(Field Conversion Kits for Electric Latch Retraction)

	Standard		Allegion Connect -CON		List Price
	3' device	4' device	3' device	4' device	
EL Baseplate Conversion Kit	050070	050078	050853	050854	1043
HD-EL Baseplate Conversion Kit (Hex Dogging included - Panic Only)	050384	050385	050855	050856	1043

QEL Conversion Kits

(Field Conversion Kits for Quiet Electric Latch Retraction)

Baseplate Conversion Kits (May be used for ANY conversion application)

QEL Baseplate Conversion Kit	958003	040065	040063	040066	932
HD-QEL Baseplate Conversion Kit (Hex Dogging included - Panic Only)	958004	040067	040064	040068	932

Modular Conversion Kits (For Panic Devices, for Fire-rated Devices sold after October 2014, or for replacing existing motor)

QEL Modular Conversion Kit	114317	114317	040061	040061	887
HD-QEL Modular Conversion Kit (Hex Dogging included - Panic Only)	958002	958002	040062	040062	887

Exit Alarm

Suffix

Suffix	Description	List Add
ALK	Exit Alarm Price includes switch - "RX" switch, "LXLC" is optional at no additional charge. To order Less Switch, Deduct \$242 list. 9 volt battery included.	599

Switches

Prefix

Prefix	Description	List Add
RX	Request to Exit	242
RX-LC	Request to Exit Low Current	280
RX-2	Request to Exit Double Switch	300
RX-AUX	RX to RX-2 Conversion - Order part number 050271.	250
WP-RX	Waterproof Request to Exit	348
LX-LC	Latchbolt Monitoring Low Current	280
LX-RX-LC	Request to Exit / Latchbolt Monitoring combination Low Current	437

See page 107 for field-installed RX switches, the LX-LC switch is factory installed only.

Options - XP98/99 Series

Electric Unlocking

Prefix		List Add
E996	E996 Electric Unlocking of outside E996 Trim - for XP98/99 rim devices. Available with L or LBE functions only. Specify Handing Available standard in 12 or 24 VDC , Fail Safe (FS) and Fail Secure (FSE). Can also be converted in the field. See Page 93 for pricing and optional lever designs.	590
RETROFIT KITS FOR EXISTING 996L TRIM		
	996 R/V/C Conversion to E Kit	Order part number 050672-00 667
	996 Mort Conversion to E Kit	Order part number 050673-00 693

Chexit

Prefix		List Add
CX	Chexit – Controlled Exit Device 15 Second Delay furnished standard.	1758
Chexit Options:		List Add
	RCM Remote Chexit Module	251
	* RCM KIT-98 Less Module - specify part number 040199 and finish.	251
	* RCM KIT-99 Less Module - specify part number 040198 and finish.	251
	0 Delay 0 Second Delay	129
	**30 Delay 30 Second Delay	129
	BOCA-15 Delay 15 second delay with BOCA Modification	129
	**BOCA-30 Delay 30 second delay with BOCA Modification	129
	**Other Delays 2-60 Seconds in 2 second intervals or infinite delay	173

* 15 second Module sold separately. Specify part number **040086**.

**** Over 15 second delay requires a letter of approval from the authority having local jurisdiction over the premises prior to the installation of the device. Allegion cannot grant such approval nor does it warrant local jurisdiction compliance.**

Chexit is not available with any electrical options (EL, QEL, PN).

Chexit is not available with any switches (RX, RXLC, RX2, WPRX, LX, LXLC, LXXR, LXXRLC, SS)

Connectors

Suffix		List Add
CON	Cross-category solution using interconnect components for electrified options. Available with ALK, LXLC, RX and RXLC switches.	N/C

XP98/99 Retrofit Kits

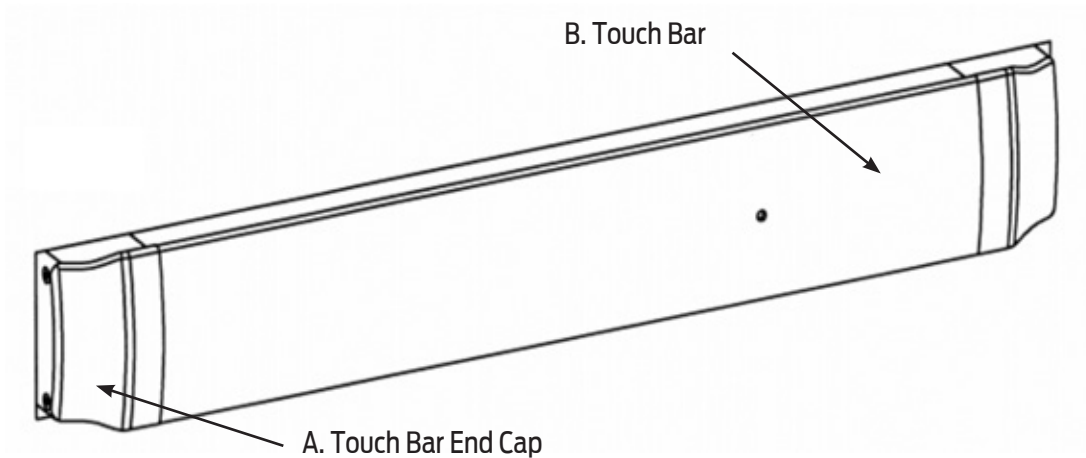
Model	Description	US26D	313 315 US28	US3 US15 US26	US32D	US4 US10
XP99-909	98/99 Series Device conversion to XP with 909 strike. Order part number 050676 - Specify finish.	945	912	1041	980	938
XP99-954	98/99 Series Device conversion to XP with 954 strike. Order part number 050675 - Specify finish.	1047	1014	1121	1081	1041

Door Thickness >2-1/4" - 4 1/4"

Suffix		List Add
Door Thickness > 2-1/4" - <= 4 1/4"	XP98/99 Rim devices EO (exit only no trim) with sex bolts.	86
	XP98/99 Rim devices NL-OP (with 110NL cylinder control) with sex bolts.	172
	XP98/99 Rim devices NL-OP (with 110NL cylinder control) NO sex bolts.	86

Prices subject to change without notice.

94/95 INPACT Series - Finish Chart



Standard Finishes

Color	US Number	BHMA Number	A	B -Touch Bar Finishes*
Bright Brass	US3	605	Powder Coat - Black 315, 622	Bright Brass US3
Satin Brass	US4	606	Powder Coat - Black 315, 622	Satin Brass US4
Satin Bronze	US10	612	Powder Coat - Black 315, 622	Satin Bronze US10
Polished Chrome	US26	625	Powder Coat - Black 315, 622	Bright Stainless Steel US32
Satin Chrome	US26D	626	Powder Coat - Black 315, 622	Satin Stainless Steel US32D
Anodized Aluminum	US28	628	Powder Coat - Black 315, 622	Satin Stainless Steel US32D
Duranodic Dark Bronze	313	710	Powder Coat - Black 315, 622	Powder Coat 313, 710
Satin Chrome, Antimicrobial	US26D-AM	626-AM	AM Clear over 622	AM Clear over Anodized

* Anodized Equivalent
No Sex Bolts are needed for the **94/95 Series** device.

Prices subject to change without notice.

Summary - 94/95 INPACT Series

EXIT HARDWARE

Type of Device

94/9547 (Concealed Vertical Rod) 94/9548 (Concealed Vertical Rod) 94/9575 (Mortise Lock)

Function

EO (Exit Only) DT (Dummy Trim) L (Lever-06 Standard) LDT (Lever-Dummy Trim)
 NL (Night Latch-Key Retracts) LBE (Lever-Blank Escutcheon) TL (Turn Lever) TLBE (Turn Lever - Blank Escutcheon)
 TLOP (Turn Lever, Opt. Pull)

Rating

None (Panic Exit Device) - F (Fire Exit Device)

Device Finish

US3 (Bright Brass) US4 (Satin Brass) US10 (Satin Bronze) US26 (Bright Chrome)
 US26D (Satin Chrome) US28 (Anodized Aluminum) 313 (Duranodic Dark Bronze) US26D-AM (Antimicrobial)

Device Handing

RHR (Right Hand Reverse) LHR (Left Hand Reverse)

Switch Options

LX (Latchbolt Monitoring)

Electric Options

QEL (Quiet Electric Latch Retraction)

Device Options

CYL (Include Cylinder) PL (Pullman Latch w/ES Strike) AX (Accessible Device)

Rods For Surface / Concealed Vertical Devices only

LBR (Less Bottom Rod) LBRAFL (LBR with Aux. Fire Pin)

Strike Series

LS (Less Strike) LTS (Less Top Strike) 575 (Std. Mortise) 575-2 (Opt. Mortise)
 576A/576B (Opt. Mortise) 338 (Std. Concealed Vertical Rod)

Bottom Strike Series

LBS (Less Bottom Strike) 304L (Mortise) 385A (Adjustable Mortise)

Strike Finish

US3 (Bright Brass) US4 (Satin Brass) US10 (Satin Bronze) US10B (Satin Bronze-Oil Rubbed)
 US19 (Flat Black) US32 (Bright Stainless) US32D (Satin Stainless) MD (e-Moly)

Trim Options

LT (Less Trim) 550 (Opt. Offset Dummy Trim) 392-7 (Opt. Wire Pull Trim)

Prices subject to change without notice.

94/95 INPACT Series - Summary (continued)

Trim Lever Styles 06 Lever Standard

03, 06, 07, 12, 17 (Levers)

Trim / Control Finish

US3 (Bright Brass)	US4 (Satin Brass)	US10 (Satin Bronze)	US10B (Satin Bronze-Oil Rubbed)
US19 (Flat Black)	US26 (Bright Chrome)	US26D (Satin Chrome)	SP28 (Sprayed Lacquer Aluminum)
SPBLK (Black Painted)	SP313 (Dark Bronze)	US26D-AM (Anti-Microbial)	

Control Options

LC (Less Control)	376T (Thumbturn Control - CV)	940L (Lever Control)
--------------------------	--------------------------------------	-----------------------------

Control Lever Styles 06 Lever Standard

03, 06, 07, 12, 17 (Levers)	AST (Asti Lever)	ACC (Accent Lever)	MER (Meronia Lever)
	01, 02, 05, 16, 18 (Levers)	03K (03 Knurled Lever)	06K (06 Knurled Lever)

03 SS, 06 SS, 17 SS, LAT SS, LON SS, M57, M62 (Stainless Steel Levers)

M51, M52, M53, M54, M55, M56, M61, M63, M81, M82, M83, M84, M85, ME1, ME2, ME3

Door / Frame Material

HM (Hollow Metal)

Door Thickness

1.3/4 (1-3/4" Standard)

Door Application

D (Double Egress)	P (Pair of Doors)	S (Single Door)
--------------------------	--------------------------	------------------------

Mortise Lock

LL (Less Lock)	SS7500IN	7500IN
-----------------------	-----------------	---------------

Mortise Lock Finish

US3 (Bright Brass)	US4 (Satin Brass)	US10 (Satin Bronze)	US10B (Satin Bronze-Oil Rubbed)
US19 (Flat Black)	US32 (Bright Stainless)	US32D (Satin Stainless)	SP28 (Sprayed Lacquer Aluminum)

Prices subject to change without notice.

Devices - 94/95 INPACT Series

Devices 3' to 4' are priced complete with standard trim, and strike(s).
Cylinders are not included in price.

EXIT HARDWARE

Concealed Vertical Rod Devices

(Prices includes 338 and 385 Strikes)

	US26D	US28	313	US10	US4	US3 US26	Weight lbs.	Standard Trim/Control
94/9547EO	1663	1560	1586	1670	1744	1855	17	–
94/9547DT	2161	2058	2084	2168	2159	2367	19	550DT
94/9547L	2318	2215	2260	2373	2399	2591	22	940L
94/9547L-BE	2318	2215	2260	2373	2399	2591	22	940L-BE
94/9547L-DT	2400	2297	2346	2453	2481	2638	22	940L-DT
94/9547TL	2872	2769	2795	2918	2770	3136	22	550DT/376T
94/9547TL-BE	2837	2734	2760	2888	2732	3097	22	550DT/376T-BE

FIRE EXIT HARDWARE

Concealed Vertical Rod Devices

(Price includes 338 and 385A strikes)

94/9547EO-F	1920	1824	1874	1950	2031	2204	17	–
94/9547L-F	2575	2479	2548	2653	2686	2940	22	940L
94/9547L-BE-F	2575	2479	2548	2653	2686	2940	22	940L-BE
94/9547TL-F	3129	3033	3083	3198	3057	3485	22	550DT/376T
94/9547TL-BE-F	3094	2998	3048	3168	3019	3446	22	550DT/376T-BE

EXIT HARDWARE

Concealed Vertical Rod Devices

(Prices includes 338 and 385 Strikes)

94/9548EO	1905	1801	1827	1910	1986	2097	17	–
94/9548DT	2403	2299	2325	2408	2401	2609	19	550DT
94/9548L	2560	2456	2501	2613	2641	2833	22	940L
94/9548L-BE	2560	2456	2501	2613	2641	2833	22	940L-BE
94/9548L-DT	2642	2538	2587	2693	2723	2880	22	940L-DT
94/9548TL	3114	3010	3036	3158	3012	3378	22	550DT/376T
94/9548TL-BE	3079	2975	3001	3128	2974	3339	22	550DT/376T-BE

FIRE EXIT HARDWARE

Concealed Vertical Rod Devices

(Price includes 338 and 385A strikes)

94/9548EO-F	2162	2066	2115	2192	2272	2446	17	–
94/9548L-F	2817	2721	2789	2895	2927	3182	22	940L
94/9548L-BE-F	2817	2721	2789	2895	2927	3182	22	940L-BE
94/9548TL-F	3371	3275	3324	3440	3298	3727	22	550DT/376T
94/9548TL-BE-F	3336	3240	3289	3410	3260	3688	22	550DT/376T-BE

Prices subject to change without notice.

94/95 INPACT Series - Devices (continued)

Devices 3' to 4' are priced complete with standard trim, and strike(s).
Cylinders are not included in price.

EXIT HARDWARE

Mortise Lock Devices

(Price includes 575 strike)

	US26D	US28	313	US10	US4	US3 US26	Weight lbs.	Standard Trim/Control
94/9575EO	2022	1917	1971	2050	2127	2237	17	–
94/9575DT	2520	2415	2469	2548	2542	2749	19	550DT
94/9575NL	2520	2415	2469	2548	2542	2749	22	550DT
94/9575L	2677	2572	2645	2753	2782	2973	22	940L
94/9575L-BE	2677	2572	2645	2753	2782	2973	22	940L-BE
94/9575L-DT	2759	2654	2731	2833	2864	3020	22	940L-DT

FIRE EXIT HARDWARE

Mortise Lock Devices

(Price includes 575 strike)

94/9575EO-F	2286	2192	2261	2336	2420	2591	17	–
94/9575NL-F	2784	2690	2759	2834	2835	3103	22	550DT
94/9575L-F	2941	2847	2935	3039	3075	3327	22	940L
94/9575L-BE-F	2941	2847	2935	3039	3075	3327	22	940L-BE

Prices subject to change without notice.

Options - 94/95 INPACT Series

Available on all 94 / 95 Series unless noted

Device Length

		List Add
2' 6" up to 2' 9.7/8" Door	Add per Device	149

Accessible Device

Prefix		List Add
AX	Accessible device compliant with the California Building Code (Section 11B-309.4) requirement for 5 lb. maximum operation force. Available on AX94/9547 and AX94/9547-F. Trim functions available EO, DT, NL, L, LBE, LDT and LNL. Not available with QEL.	60

Less Bottom Rod

Suffix		List Add
LBR	Less Bottom Rod available with UL Fire Label at no additional charge on 94/9547-F Devices. LBR devices must be ordered pairs of vertical rod devices	N/C
LBR KIT	Fire Latch Kit, complete auxiliary bolt field replacement kit. Order part number 050171-32	446

Electric Latch Retraction

See 94/95 INPACT Product Catalog for required accessory equipment

Device Prefix		List Add
QEL	Quiet Electric Latch Retraction	887
Conversion Kit		
QEL 94/95 Inpact Modular Conversion Kit	Order part number 958005-00	887

Signal Switch

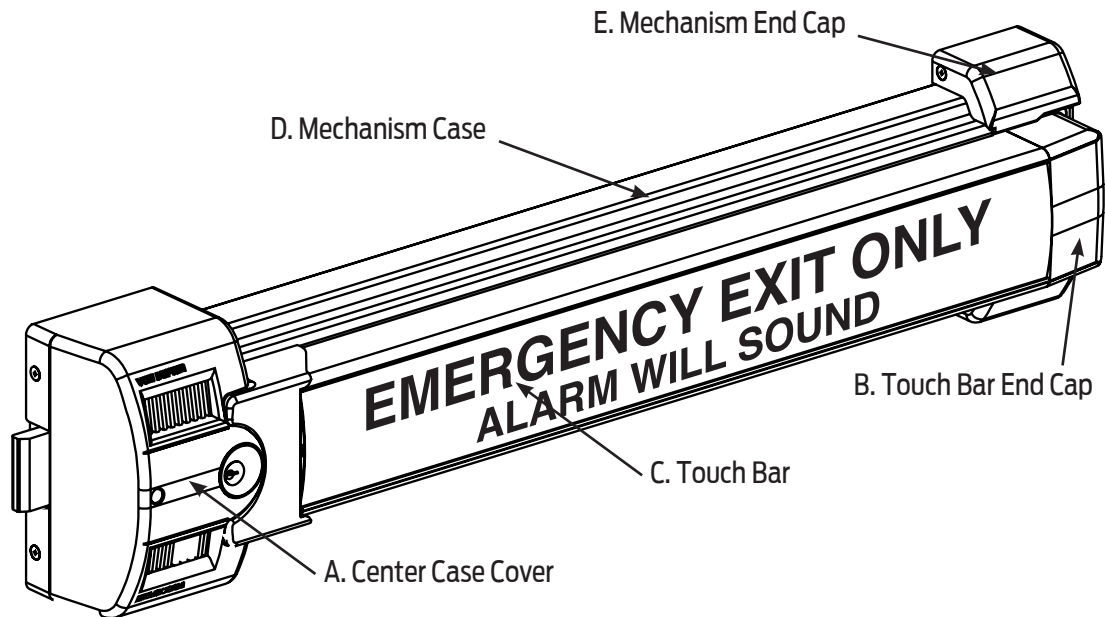
		List Add
SS	94/9575 Signal Switch feature on Mortise Device (includes SS7500-IN lock) - Specify Handing	242

Switches

Prefix		List Add
LX	Latchbolt Monitoring. Order part number 050226-00 for field replacement.	242

Prices subject to change without notice.

2670 Guard-X Series • Finish Chart



Standard Finishes

Color	US Number	BHMA Number	A	B, E	C - Touch Bar Finishes	D
Anodized Aluminum	US28	628	Powder Coat	Plastic - Silver	Satin Stainless Steel US32D, 630	Anodized
Duranodic Dark Bronze	313	710	Powder Coat	Plastic - Brown	Duranodic Dark Bronze 313, 710	Powder Coat
Black	315	711	Powder Coat	Plastic - Black	Black 315, 711	Powder Coat

2670 Series Sex Bolt Quantities

Application	Sex Bolt 325 (Optional)
Aluminum Door	6

Prices subject to change without notice.

Summary - 2670 Guard-X Series

Type of Device		
2670		
Device Finish		
US28 (Anodized Aluminum)	313 (Duranodic Dark Bronze)	315 (Black)
Device Length		
36" to 48" Door Width		
Device Handing		
RHR (Right Hand Reverse)	LHR (Left Hand Reverse)	
Device Options		
SNB (6 - # 325 Sex Bolts recommended for Alum doors)	CYL (3216 Rim Cylinder)	
Pushpad Sign		
ENG (English w/Braille Standard)	FR (French)	SP (Spanish)
Strike Series		
LS (Less Strike)	267 (Standard)	2609 (Double Door Strike)
Strike Finish		
US19 (Flat Black)		
Trim Options		
LT (Less Trim)	210DT (Dummy Pull Trim)	230DT (Dummy Pull Trim)
Trim Finish		
SP28 (Laquer Sprayed Aluminum)	SP313 (Dark Bronze)	
Door Thickness		
1.3/4 (1-3/4" Standard)		

2670 Guard-X Series - Devices

Locks are priced complete with strike, screw pack, and battery.
Rim cylinders and Sex Bolts are not included and must be ordered separately.

(Price includes 267 strike)

Model No.	Description	US28	313	315	Wt. lbs.
2670	(36" to 48" Door Width)	609	609	609	15

2670 Notes:

Pushpad Sign furnished in English w/Braille standard. French and Spanish language available at no additional charge.

Accessories:

Model No.	Description	US19	SP28	SP313	US26D	US10B
PT790	9-Volt External Power Supply	173	-	-	-	-
210DT x 050140	Dummy Pull Trim and Screw Pack	-	71	71	-	-
230DT x 050140	Dummy Pull Trim and Screw Pack	-	130	130	-	-
3216	Rim Cylinder	-	-	-	86	86
2609	Double Door Strike	108	-	-	-	-
267	267 Strike Pkg	36	-	-	-	-

Prices subject to change without notice.

Notes

Prices subject to change without notice.

Accessories

Prices subject to change without notice.

Dummy Cross Bars / Touch Bars

Dummy Cross Bars

Dummy cross bar priced complete with sex bolts.

Model No.	Description	US26D	US10B	US10	US4	US3 US26 643E SPBLK
55DU	55 series device dummy crossbar	1798	1798	2101	1693	2240
88DU	88 series device dummy crossbar	918	918	957	770	1075

Dummy Touch Bars

3' dummy touch bar priced complete with sex bolts.

4' add \$18 list.

Model No.	Description	US26D	US28	US32D	313	US4 US10	US3 US26 643E	315	US15
330	33A/99 series device dummy touch bar	776	642	–	663	694	776	1410	–
350	35A/98 series device dummy touch bar	776	642	818	663	694	776	1410	776

Switch Option

Prefix		List Add
RX	Request to Exit Switch. Available for 330, 350, 55DU, 88DU.	242
RX-2	Double RX - Request to Exit Switch. Available for 330, 350.	300
WP-RX	Waterproof Request to Exit - Available for 330, 350.	348
RX-AUX	Convert existing RX switch to RX-2 switch. Order part number 050271-00. Available for 330, 350	250
SS	Signal Switch. Available for 330/350. Specify handing RHR or LHR.	494

Dummy Cross Bar and Touch Bar Notes:

Back to Back Mounting - available on 330, 350 when used with outside trim. Finished fasteners supplied at **\$15.00 list add.**

Finish - US32D available on 350 series only.

Antimicrobial coating is available in US26D (US26D-AM) and US32D-AM (350 series only) finishes, **\$66 list add.**

Prices subject to change without notice.

Rim Strikes

Model No.	Description	Standard		Optional						Wt. lbs.
		Non Finished	US19	US26D	US32D	US4 US10 US10B	US3	US26	US32	
264	22/88/98/99, 98/9957 Panic - Optional	-	98	114	-	-	-	-	-	0.25
268	88 Fire - Standard	-	121	-	143	162	171	-	171	0.38
299	22/88/98/99, 98/9957 Panic - Standard	-	59	71	-	71	92	92	-	0.30
299F	22/98/99 Fire, 98/9957 Fire - Standard	-	75	-	99	116	133	-	133	0.30
499F	22/98/99 Fire w/9954 Mullion - Standard	-	177	-	184	-	-	-	-	0.45
1408	Panic w/5754 Mullion - Standard	266	-	-	-	-	-	-	-	0.30
1409	55 Panic - Standard/22 - Optional	143	-	-	-	-	-	-	-	0.30
1410	Panic, Integral Stop - Optional	143	-	-	-	-	-	-	-	0.30
1439	33A/35A Panic - Standard/22 - Optional	-	143	-	-	-	-	-	-	0.30
1439F	33A/35A-F - Optional	-	149	-	-	-	-	-	-	-
1606	Panic, Sgl or Pr w/1654 Mullion - Optional	71	-	-	-	-	-	-	-	0.20
**1609	Panic - Optional	-	98	110	-	110	118	118	-	0.30
**1610	88 Panic, Stock HM Doors - Optional	-	98	110	-	110	118	118	-	0.30
267	2670 GUARD-X - Standard	-	36	-	-	-	-	-	-	-
2609	2670 GUARD-X, Pairs - Optional	-	108	-	-	-	-	-	-	-
909	XP98/99 - Standard	-	75	-	-	-	-	-	-	0.30
954	XP98/99 Mullion - Optional	-	177	-	-	-	-	-	-	0.45
050996-622	299F Strike Adapter	-	157	-	-	-	-	-	-	-

** 1609 and 1610 must be used with coordinator. Not a UL Fire Exit Hardware listed application.

Vertical Rod Top Strikes

150	33/3550AWDC/98/9950WDC includes shims and fasteners	42	-	-	-	-	-	-	-	-
249	33/3549A/98/9949 includes shims and fasteners	43	-	-	-	-	-	-	-	-
260U	22/33A/35A/88/98/9927/57 Panic, Flush Transom	-	98	110	-	110	133	133	-	0.30
260U-F	22/33A/88/98/9927/57 Fire Flush Transom	-	-	-	273	-	-	-	-	0.00
264	22/33A/35A/88/98/9927/57 Panic - Optional	-	98	114	-	-	-	-	-	0.25
266	33/3527A Panic - Standard	-	110	-	121	138	155	-	155	0.25
283	33A/35A/98/9947WDC, Wood Frames - specify door thickness	62	-	-	-	-	-	-	-	0.10
299	22/88/98/9927/57 Panic - Standard	-	59	71	-	71	92	92	-	0.30
299F	22/98/9927 Fire - Standard	-	75	-	99	116	133	-	133	0.30
338	33A/35A/98/9947 and WDC - Standard	62	-	-	0	-	-	-	-	0.35
499F	33/3527A/98/9927 LBR Fire, Pairs - Standard	-	177	-	184	-	-	-	-	0.45
471U	5547 Panic, HM Frame - Standard	59	-	-	-	-	-	-	-	0.10
472U	5547WDC, 1-3/4" Dr, WD Frame - Standard	-	59	61	-	63	82	82	-	0.10
473U	5547WDC, 2-1/4" Dr, WD Frame - Standard	-	59	61	-	63	82	82	-	0.10

Vertical Rod Bottom Strikes

248L-4	22/33A/35A/98/9927, 98/9957 Panic - Standard	56	-	-	-	-	-	-	-	0.15
301L	55/8847 Fire - Standard	129	-	-	-	-	-	-	-	0.35
304L	22/33A/35A/98/9927, 98/9957 - Standard	56	-	-	-	-	-	-	-	0.25
349	33/3594A/98/9949 includes anchors and fasteners	24	-	-	-	-	-	-	-	-
* 385A	33A/35A/98/9947/48 and WDC - Standard	120	-	-	-	-	-	-	-	0.80
450	33/3550AWDC/98/9950WDC includes anchor and fasteners	23	-	-	-	-	-	-	-	-

* The 385A is recommended over the 304L for wood door applications based on it's adjustability.

Mortise Lock Strikes

575	55/88/98/9975 - Standard	45	-	-	62	118	135	-	135	0.20
575-2	55/88/99/9875, Pairs 1-3/4" Dr - Optional	45	-	-	62	118	135	-	135	0.20
576A	55/88/98/9975, Pairs 1-3/4" Dr - Optional	121	-	-	129	146	161	-	161	0.20
576B	55/88/99/9875, Pairs 2-1/4" Dr - Optional	121	-	-	129	146	161	-	161	0.20

Prices subject to change without notice.

Trims

For other possible trim applications not shown, consult Von Duprin.

22 Series Trim

Model No.	Description	SP28 SP313	US26D US10B	Wt. lbs.
STANDARD:				
210DT	Dummy Trim	53	–	1.3
210NL	Night Latch	61	–	1.4
210K	Knob	239	–	1.8
230L	Lever	235	–	2.0
230TP	Thumbpiece	234	–	2.5
OPTIONAL:				
210K-BE	Knob, Blank Escutcheon	239	–	1.8
230EO	Exit Only Trim Plate	98	–	1.0
230DT	Dummy Trim	108	–	2.1
230NL	Night Latch	119	–	2.2
230L-BE	Lever, Blank Escutcheon	235	–	2.0
230TP-BE	Thumbpiece, Blank Escutcheon	234	–	2.5
110MD-NL	Night Latch Cylinder Assembly - HM Door	–	125	0.4
110WD-NL	Night Latch Cylinder Assembly - WD Door	–	125	0.4

33A/35A Series Trim

Model No.	Description	US26D	SPBLK US10B	US10	US4	US3 US15 US26 643E	Wt. lbs.
STANDARD:							
386DT	Dummy Trim	338	338	475	338	400	2.7
386NL	Night Latch - Specify handing	597	597	737	597	705	3.5
388	Night Latch Cylinder Trim	293	293	427	274	293	1.0
OPTIONAL:							
550DT	Dummy Trim - only available with 388 cyl. trim (Rim only)	498	498	498	415	512	2.0
392-6	Dummy Offset Pull	207	–	–	–	–	1.0

33A/35A Trim Notes:

Finish - Antimicrobial coating is available in US26D (US26D-AM) finish, **\$31 list add.**

Prices subject to change without notice.

For other possible trim applications not shown, consult Von Duprin.

55 Series Trim

Model No.	Description	US26D	US10B	US10	US4	US3 US26 SPBLK 643E	Wt. lbs.
STANDARD:							
550DT	Dummy Trim	498	498	498	415	512	2.0
555NL	Night Latch Trim - HM Door	733	733	744	599	752	2.0
556NL	Night Latch Trim - WD Door	733	733	744	599	752	2.0
609DT	Dummy Trim	351	351	386	293	388	2.5
110MD-NL	Night Latch Cylinder Assembly - HM Door	125	125	125	117	127	1.0
110WD-NL	Night Latch Cylinder Assembly - WD Door	125	125	125	117	127	1.0
555NL-CA	Night Latch Cylinder Assembly - HM Door	353	353	354	306	363	1.0
556NL-CA	Night Latch Cylinder Assembly - WD Door	353	353	354	306	363	1.0

88 Series Trim

Specify device type when ordering (example: 880TP-V)

Model No.	Description	Device Type	US26D	US10B	US10	US4	US3 US26 SPBLK 643E	Wt. lbs.
STANDARD:								
880EO	Exit Only Trim Plate	R or V&M	198	210	241	141	245	1.0
880DT	Dummy Trim	R, V&M or V-SA	256	275	327	199	332	2.9
880NL	Night Latch	R or M	275	296	351	211	357	2.9
880TP	Thumbpiece	R, V, or M	283	302	396	269	399	2.1
880TP-BE	Thumbpiece, Blank Escutcheon	R, V, or M	283	302	396	269	399	2.1
880K	Knob	R, V, or M	332	356	420	269	424	2.7
880K-BE	Knob, Blank Escutcheon	R, V, or M	332	356	420	269	424	2.7
880K-DT	Knob, Dummy	R, V, or M	332	356	420	269	424	2.7
880K-NL	Knob, Night Latch	R only	332	356	420	269	424	2.7
OPTIONAL:								
608DT	Dummy Trim	-	360	360	439	283	444	2.5
608NL	Night Latch	R or M	360	360	439	283	444	2.5
608TP	Thumbpiece	R, V or M	387	387	473	302	474	2.9
608TP-BE	Thumbpiece, Blank Escutcheon	R or M&V	387	387	473	302	474	2.8
606K	Knob	-	403	403	428	333	432	2.4
606K-BE	Knob, Blank Escutcheon	-	403	403	428	333	432	2.4
606K-DT	Knob, Dummy	-	403	403	428	333	432	2.4

55/88 Trim Notes:

880 Trim - when used with 88-F Rim devices on wood or composite doors use trim suffix "WDF" (no additional charge) ex. 880WDF-E0

Prices subject to change without notice.

Trims (continued)

For other possible trim applications not shown, consult Von Duprin.

98/99 Series Trim

Specify device type when ordering (example: 990TP-R)

Model No.	Description	Device Type	US26D	SP313 US10B	SPBLK	US10	US4	US3 US15 US26 643E	Weight lbs.
STANDARD:									
990EO	Exit Only Trim Plate	-	159	165	165	207	137	186	1.1
990EO-w/CH	Exit Only with Cylinder Hole	-	182	190	190	237	158	214	
990DT	Dummy Trim	-	247	265	265	265	199	276	2.8
990NL	Night Latch	R&V or M	265	273	273	276	216	283	2.9
990TP	Thumbpiece	R&V or M	353	364	364	351	292	381	2.1
990TP-BE	Thumbpiece, Blank Escutcheon	R&V or M	353	364	364	351	292	381	2.1
996K	Knob	R&V or M	424	447	447	507	372	543	4.1
996K-BE	Knob, Blank Escutcheon	R&V or M	424	447	447	507	372	543	4.1
996K-DT	Knob, Dummy	-	414	431	431	491	364	521	4.1
996K-NL	Knob, Night Latch	R&V or M	414	431	431	491	364	521	4.1
110MD-NL	Night Latch Cyl. Assy, MD Dr	-	125	125	127	125	117	127	0.4
110WD-NL	Night Latch Cyl. Assy, WD Dr	-	125	125	127	125	117	127	0.4

OPTIONAL:

696DT	Dummy Trim	-	383	383	383	366	298	424	2.5
696NL	Night Latch	R&V or M	414	414	414	399	332	450	2.5
696TP	Thumbpiece	R&V or M	469	445	445	465	376	539	2.9
696TP-BE	Thumbpiece, Blank Escutcheon	R&V or M	469	445	445	465	376	539	2.9
697DT	Dummy Trim	-	383	383	383	366	298	424	2.5
697NL	Night Latch	R&V or M	414	414	414	399	332	450	2.5
697TP	Thumbpiece	R&V or M	469	445	445	465	376	539	2.9
697TP-BE	Thumbpiece, Blank Escutcheon	R&V or M	469	445	445	465	376	539	2.9
996EO	Exit Only Trim Plate	R&V or M	327	337	337	381	322	399	-
392-7	Dummy Wire Pull	-	225	-	-	-	-	-	1.0

696/697 Trim Notes:

Wood or Composite Fire Labeled Doors - when using 696/697 trims with 98/99-F Rim Fire devices use trim suffix "WDF", ex. 696WDF
No additional charge.

Anti-Microbial Finish

Suffix		List Add
AM	Antimicrobial Coating available in US26D, use suffix-AM when ordering. Example US26D-AM	31

Door Thickness >2-1/4" - 4 1/4"

Suffix		List Add
Door Thickness > 2-1/4" - <= 4 1/4"	110NL-MD or 110NL-WD	86

Prices subject to change without notice.

For other possible trim applications not shown, consult Von Duprin.

98/99 Series Trim

Specify device type when ordering (example: 996L-R)

Model No.	Description	Device Type	US26D	*US32 *US32D	SP313 US10B	SPBLK	US10	US4	US3 US15 US26 643E	Weight lbs.
Lever Trim with Standard Lever Designs										
996L	Lever	R&V or M	572	688	587	587	597	537	667	3.8
996L-BE	Lever, Blank Escutcheon	R&V or M	572	688	587	587	597	537	667	3.8
996L-DT	Lever, Dummy	-	445	553	460	460	512	437	533	3.8
996L-NL	Lever, Night Latch	R&V or M	445	553	460	460	512	437	533	3.8

* US32D lever furnished with US15 trim plate. US32 lever furnished with US26 trim plate. Please see stainless steel lever designs below.

Lever Trim with M Collection Lever Designs

996L	Lever	R&V or M	686	686	686	686	686	686	686	3.8
996L-BE	Lever, Blank Escutcheon	R&V or M	686	686	686	686	686	686	686	3.8
996L-DT	Lever, Dummy	-	551	551	551	551	551	551	551	3.8
996L-NL	Lever, Night Latch	R&V or M	551	551	551	551	551	551	551	3.8

* US32D lever furnished with US15 trim plate. US32 lever furnished with US26 trim plate.

Lever Designs

Suffix

Standard	06 Lever Design - furnished standard. Optional Lever Designs - 01, 02, 03, 05, 07,12,16,17,18, Accent (ACC), Asti (AST), Merano (MER), Latitude (LAT), Longitude (LON) *Stainless Steel Levers - 03-SS, 06-SS, 17-SS, Latitude-SS (LAT-SS), Longitude-SS (LON-SS) are available in US32D or US32.
M Collection	M51, M52, M53, M54, M55, M56, M57, M61, M62, M63, M81, M82, M83, M84, M85, ME1, ME2, ME3. *Stainless Steel Levers - M57 and M62 lever designs available in stainless steel only.
Handing	Field reversible and furnished RHR if not specified on all lever designs except 12, AST, MER, ACC, M61, M62, M63, M85. Specify handing RHR or LHR for lever designs 12, AST, MER, ACC, M61, M62, M63, M85, ME1, ME2.

Knurled Lever

Suffix

Suffix	List Add
KN	Available standard on 02, 03, 06, 07, and 17 lever designs. Specify suffix KN (06-KN). Available for special order on M51, M52, and M81 lever designs. Specify suffix KN (M51-KN).
	102 154

Anti-Microbial Finish

Suffix

Suffix	List Add
AM	Antimicrobial Coating available in US26D, use suffix-AM when ordering. Example US26D-AM
	31

Electric Unlocking

Prefix

Prefix	List Add
E	Electric Unlocking of outside E996 Trim - for 98/99 rim, mortise, surface vertical and concealed vertical devices. Available with L or LBE functions only. Specify handing. Available standard in 12 or 24 VDC, Fail Safe (FS) and Fail Secure (FSE). Can also be converted in the field.
	599
	RETROFIT KITS FOR EXISTING 996L TRIM
	996 R/V/C Conversion to E Kit 996 Mort Conversion to E Kit
	Order part number 050672-00 Order part number 050673-00
	List Each 667 693

Switch

Prefix

Prefix	List Add
RX	Request to exit 996L option available for use with 98/99 rim, mortise, surface and concealed devices. Specify trim "RX996"
	242

Connectors

Suffix

Suffix	List Add
CON	Cross-category solution using common interconnect components for electrified options. Available with E996 trim.
	N/C

Quiet Mechanical

Prefix

Prefix	List Add
QM	Controls motion to reduce operational noise. The QM trim option provides damper-controlled lever return. Available on 996L/LBE - R/V/M. Not available with E996 and RX996.
	185

Prices subject to change without notice.

Trims (continued)

For other possible trim applications not shown, consult Von Duprin.

94/95 Series Controls

Model No.	Description	US26D	US10B SP313 SPBLK	US10	US4	US3 US26 643E
Lever Control with Standard Lever Designs						
940L**	Lever	655	674	703	655	736
940L-BE	Lever, Blank Escutcheon	655	674	703	655	736
940L-DT	Lever, Dummy	737	760	783	737	783
Lever Control with M Collection Lever Designs						
940L**	Lever	754	754	754	754	754
940L-BE	Lever, Blank Escutcheon	754	754	754	754	754
940L-DT	Lever, Dummy	800	800	800	800	800

**L-NL function is obtained with field conversion of L function.

Lever Designs

Suffix	
Standard	06 Lever Design - furnished standard. Optional Lever Designs - 01, 02, 03, 05, 07,12,16,17,18, Accent (ACC), Asti (AST), Merano (MER), Latitude (LAT), Longitude (LON) *Stainless Steel Levers - 03-SS, 06-SS, 17-SS, Latitude-SS (LAT-SS), Longitude-SS (LON-SS) are available in US32D or US32 through special order.
M Collection	M51, M52, M53, M54, M55, M56, M57, M61, M62, M63, M81, M82, M83, M84, M85, ME1, ME2, ME3. *Stainless Steel Levers - M57 and M62 lever designs available in stainless steel only.
Handing	Field reversible and furnished RHR if not specified on all lever designs except 12, AST, MER, ACC, M61, M62, M63, M85. Specify handing RHR or LHR for lever designs 12, AST, MER, ACC, M61, M62, M63, M85, ME1, ME2.

Knurled Lever

Suffix		List Add
KN	Available standard on 02, 03, 06, 07, and 17 lever designs. Specify suffix KN (06-KN).	102
	Available for special order on M51, M52, and M81 lever designs. Specify suffix KN (M51-KN).	154

Anti-Microbial Finish

Suffix		List Add
AM	Antimicrobial Coating available in US26D, use suffix-AM when ordering. Example US26D-AM	31

Prices subject to change without notice.

Control Trims

360 Series

Model No.	Description	US10B US26D SPBLK	*US32 *US32D	US10	US4	US3 US26 643E	US15	Weight lbs.
Lever Trim with Standard Lever Designs								
360L**	Lever, Key unlocks - 33/35A Rim, 33/3527A, 33/3547A	685	763	720	594	743	743	3
360L-BE	Lever, Blank Escutcheon - 33/35A Rim, 33/3527A, 33/3547A	651	722	693	548	702	702	5
360L-DT	Lever, Dummy - 33/35A Rim, 33/3527A, 33/3547A	632	703	668	538	685	685	5
Lever Trim with M Collection Lever Designs								
360L**	Lever, Key unlocks - 33/35A Rim, 33/3527A, 33/3547A	761	761	761	761	761	761	3
360L-BE	Lever, Blank Escutcheon - 33/35A Rim, 33/3527A, 33/3547A	720	720	720	720	720	720	5
360L-DT	Lever, Dummy - 33/35A Rim, 33/3527A, 33/3547A	702	702	702	702	702	702	5

Finish - *US32D lever furnished with US15 trim plate. US32 lever furnished with US26 trim plate.
US15 control trim for use on 35A series device only.

**L-NL function is obtained with a field conversion of L function

Standard Lever Designs

Suffix	Description
Standard	06 (furnished standard when lever design is not specified)
Optional-360	01, 02, 03, *03-SS, 05, *06-SS, 07,12, 16, 17, *17-SS, 18, Accent (ACC), Asti (AST), Merano (MER), Latitude (LAT), *LAT-SS, Longitude (LON), *LON-SS.
Optional-E360	01, 02, 03, 05, 07, 12, 16, 17, Latitude (LAT),
Optional **Special Order-E360	*03-SS, *06-SS, *17-SS, 18, Accent (ACC), Asti (AST), *LAT-SS, Longitude (LON), *LON-SS, Merano (MER).
Optional **Special Order-643E Finish	18, Accent (ACC), Asti (AST), Merano (MER).

M Collection Lever Designs

Suffix	Description
Optional-360	M51, M52, M53, M54, M55, M56, *M57, M61, *M62, M63, M81, M82, M83, M84, M85, ME1, ME2, ME3
Optional -E360	M51, M52, M53, M54, M55, M56, *M57, M61, *M62, M63, M81, M82, M83, M84, M85, ME1, ME2, ME3,
Optional **Special Order-643E Finish	M51, M52, M53, M54, M55, M56, *M57, M61, *M62, M63, M81, M82, M83, M84, M85.

*Stainless Steel Levers (SS) - are available in US32D or US32.US15 control trim for use on 35A series device only.

**Consult factory for lead time.

Handing	Handing is field reversible and furnished RHR if not specified on all lever designs except 12, AST, MER, ACC, M61, M62, M63, M85. Specify handing RHR or LHR for lever designs 12, AST, MER, ACC, M61, M62, M63, M85, ME1, ME2
----------------	---

Knurled Lever

Suffix	List Add
KN	Available standard on 03, 06, M51, M52, M81 lever designs. Specify suffix KN (06-KN). Available for special order on 02, 17 lever designs. Specify suffix KN (02-KN). Consult factory for lead time.
	102 154

Anti-Microbial Finish

Suffix	List Add
AM	US26D-AM - Antimicrobial Coating on US26D finish available standard. US32D-AM - Antimicrobial Coating on US32D finish available for special order on lever designs 03-SS, 06-SS, 17-SS, LAT-SS, LON-SS, M57, M62.
	31 31

Solid Wood or Composite Doors

Suffix	List Add
33-WDA	Required when used on solid wood or composite doors.
	50

Electric Unlocking

Prefix	List Add
E	Electric Unlocking of outside trim for use on all device types except mortise lock devices. Must be furnished LBE functions only. Specify handing. Prefix trim "E" (example E360). Specify Fail Safe (FS) or Fail Secure (FSE). 24VDC furnished standard, 12VDC available through special order. Consult factory for lead time.
	599

Prices subject to change without notice.

Control Trims

370 Series

Model No.	Description	US10B US26D			US3		Weight lbs.
		SPBLK	US10	US4	US26 643E	US15	
371L	Lever, Key unlocks - 5547/8847-F	711	797	611	769	—	5
371L-BE	Lever, Blank Escutcheon - 5547/8847-F	676	720	573	730	—	5
373L	Lever, Key unlocks - 88 Rim, 8827/8875	653	563	563	769	—	3
373L-BE	Lever, Blank Escutcheon - 88 Rim, 8827/8875	620	529	529	730	—	5
373L-DT	Lever, Dummy - 88 Rim, 8827/8875	604	507	507	711	—	4
375L	Lever, Key unlocks - 5575	843	968	747	960	—	4
375L-BE	Lever, Blank Escutcheon - 5575	808	935	707	918	—	6
375L-DT	Lever, Dummy - 5575	789	917	693	904	—	5
376L	Lever, Key unlocks - 5547	851	851	752	908	—	—
376L-BE	Lever, Blank Escutcheon - 5547/8847-F	818	818	718	876	—	—
376WDC-L	Lever, WD - Key unlocks - 5547WDC	851	851	752	908	—	—
376WDC-L-BE	Lever, WD, Blank Escutcheon - 5547WDC	818	818	718	876	—	—
378L	Lever, Key Unlocks - 237	711	750	611	769	—	5
378L-BE	Lever, Blank Escutcheon - 237	676	720	573	730	—	5
379L	Lever, Key Unlocks - 55 Rim	852	764	764	968	—	—
379L-BE	Lever, Blank Escutcheon - 55 Rim	819	736	736	927	—	—

Lever Designs

Suffix	Description
Standard	06 (furnished standard when lever design is not specified)
Optional	01, 02, 03, 07, 12, 16, 17
Optional * Special Order	05, 18, AST1
*Consult factory for lead time.	
Handing	Requires handing, specify RHR or LHR.

Knurled Lever

Suffix	List Add
KN	Available standard on 02, 03, 06, 07, and 17 lever designs. Specify suffix KN (06-KN). 102

Anti-Microbial Finish

Suffix	List Add
AM	Antimicrobial Coating available in US26D, use suffix-AM when ordering. Example US26D-AM 31

Solid Wood or Composite Doors

Suffix	List Add
10WDA	Required when used on solid wood or composite doors. 50

Electric Unlocking

Prefix	List Add
E	Electric Unlocking of outside trim for use on all device types except mortise lock devices. Available for 373. For all other 370 Controls, available through special order. Must be furnished LBE functions only. Specify handing. Prefix trim "E" (example E373). Specify Fail Safe (FS) or Fail Secure (FSE). 24VDC furnished standard, 12VDC available through special order. Consult factory for lead time. 599

Prices subject to change without notice.

Cylinder Controls

Thumbturns

Model No.	Description	US10B US26D SPBLK	US10	US4	US3 US26 643E	US15	Weight lbs.
360T	Thumbturn - 33/35A Rim	711	750	611	769	769	4
360T-BE	Thumbturn, Blank Escutcheon - 33/35A Rim	676	720	573	730	730	4
374T	Thumbturn - 33/3527A, 98/9927	711	750	611	769	769	5
374T-BE	Thumbturn, Blank Escutcheon - 33/3527A, 98/9927	676	720	573	730	730	5
376T	Thumbturn - 33/3547A, 5547, 8847	711	750	611	769	769	4
376T-BE	Thumbturn, Blank Escutcheon - 33/3547A, 5547, 8847	676	720	573	730	730	4
376WDC-T	Thumbturn, WD - 33A/35A/55/98/9947WDC	711	750	611	769	769	4
376WDC-T-BE	Thumbturn, Blank Escut., WD - 33A/35A/55/98/9947WDC	676	720	573	730	730	4
377T	Thumbturn - 8827, WS98/9927	711	750	611	769	—	4
377T-BE	Thumbturn, Blank Escutcheon - 8827	676	720	573	730	—	4

Anti-Microbial Finish

Suffix	List Add
AM Antimicrobial Coating available in US26D, use suffix-AM when ordering. Example US26D-AM	31

Solid Wood or Composite Doors

Suffix	List Add
10WDA Required with 370 series lever control trim when used on solid wood or composite doors.	50
33-WDA Required with 360 series lever control trim when used on solid wood or composite doors.	50

Electric Unlocking

Prefix	List Add
E E360/E370 Cylinder Controls - Electric Unlocking of outside trim for use on all vertical device types. Must be furnished T-BE or TL-BE functions only. Specify Fail Safe (FS) and Fail Secure (FSE). 24VDC furnished. Consult factory for lead time. standard, 12VDC available through special order.	599

Blank Plates

Model No.	Description	US10B US26D SPBLK	US10	US4	US3 US26 643E	US15
360EO	Blank Plate - 33A/35A Rim, 33/3527A, 33/3547A	332	348	285	358	358
373EO	Blank Plate - 88, 8827, 8875	332	348	285	358	—
374EO	Blank Plate - 33/3527A, 98/9927	332	348	285	358	358
376EO	Blank Plate - 3347, 8847	332	348	285	358	358

Prices subject to change without notice.

Cover Plates

Model No.	Description	SP28 SP313	US10B US26D	US32D	US10	US4	US3 SPBLK US26 US15 US19
10WDA	370 Series Controls on Wood Doors	—	50	—	50	50	50
33A-WDA	360 Series Controls on Wood Doors	—	50	—	50	50	50
5547WDC	5547WDC Scalp Plate	—	154	154	159	154	162
9947WDC	9947WDC Scalp Plate	—	62	39	62	62	162
50WDC	33A/35A/98/9950WDC Cover Plate	62	—	62	62	62	62
229	22 Rim Device	101	—	—	—	—	—
589	5575 Device on Wood Doors	—	153	—	208	179	192
882	88 Rim Device	—	150	—	—	130	168
887	88 Rim/8827 Pairs with ANSI 161 door cutout	—	150	—	—	130	—
888	8875 or 8827 with ANSI 161 door cutout	—	150	—	—	130	—
889	373L Control with Sexbolts - specify device type R, M or V	—	226	—	230	216	239
997	98/99 Rim Device	101	—	—	101	101	—
998	994L Trim retrofit Plate	—	91	—	72	72	117

Cylinders

Model No.	Description	US4 US10 US10B US26D	Weight lbs.
3215	Mortise 1-1/4" - 20-001 XQ11-949	86	0.7
3216	Rim	86	0.6

Note: Custom keying is not available

Glass Bead Kits

Model No.	Description	Sprayed finish to Match US4, US10, US19, SP28, SP313	Wt. lbs.
98/99GBK-R/M	1/4" 98/99 Rim/Mortise	67	2.2
98/99GBK-CV	1/4" 98/99 Concealed Vertical	67	2.2
98/99GBK-CV-WDC	1/4" 98/99 Concealed Vertical for Wood Doors	67	
98/99GBK-SV	1/4" 98/99 Surface Vertical	95	2.4
98/99GBK-R-499F	1/4" 98/99 Rim used with 499-F Strike	95	3.6
XP98/99GBK-R/M	1/4" XP98/99 Rim/Mortise	108	
XP98/999GBK-R-954	1/4" XP98/99 Rim used with 954 Strike	108	
33A/35A-GBK-R	1/4" 33A/35A Rim	67	
33A/35A-GBK-SV	1/4" 33A/35A Surface Vertical	95	
33A/35A-GBK-CV	1/4" 33A/35A Concealed Vertical	67	
22GBK-R	1/4" 22 Rim	67	2.2
22GBK-SV	1/4" 22 Surface Vertical	95	2.4
22GBK-R-499F	1/4" 22 Rim used with 499-F Strike	95	3.6

Prices subject to change without notice.

Von Duprin Mullions are furnished for flat sills.
 Strikes are not included except where indicated.
 When required, strikes should be ordered with devices.

Steel Mullions

Model No.	Description	For Openings Up To:	With KR option For Openings Up To:	SP28 SP313	Weight lbs.
1654	Prepped for two 1606 Strikes - If 1606 strikes are not specified on your order, two 1606 strikes will be added per mullion. Each 1606 strike is \$67 list.	7' 2"	7' 6"	579	28
		8' 2"	8' 6"	626	33
		10' 2"	10' 6"	724	41
4754	Prepped for two 4263 Monitor Strikes	7' 2"	7' 6"	801	30
		8' 2"	8' 6"	848	35
		10' 2"	10' 6"	940	43
4854	Prepped for one 299 strike and one 6111 Electric Strike. Advise Handing of Electric Strike Prep.	7' 2"	7' 6"	801	30
		8' 2"	8' 6"	848	35
		10' 2"	10' 6"	940	43
4954	Prepped for two 299 Strikes	7' 2"	7' 6"	579	28
		8' 2"	8' 6"	626	33
		10' 2"	10' 6"	724	41
4954-XP	Prepped for two 909 Strikes, for the XP device.	7' 2"	7' 6"	579	28
		8' 2"	8' 6"	626	33
		10' 2"	10' 6"	724	41
* 9854	Prepped for one 499F and one 6111 Electric Strike or one 268 Strike and one 6111 Electric Strike. Advise handing of Electric Strike Prep.	7' 3"	7' 5"	1117	32
		8' 3"	8' 5"	1164	40
		10' 3"	10' 5"	1260	48
* 9954	Prepped for two 499F or 268 Strikes	7' 3"	7' 5"	898	33
		8' 3"	8' 5"	944	38
		10' 3"	10' 5"	1038	46
9954-XP	Prepped for two 954 Strikes, for the XP device.	7' 3"	7' 5"	898	33
		8' 3"	8' 5"	944	38
		10' 3"	10' 5"	1038	46

* When used with 22, 98 or 99 Series Rim Devices and 499F strikes are not ordered with devices, two 499F strikes per 9954 and one per 9854 will be added. Each 499F strike is **\$177 list.**

Aluminum Mullions

Furnished with Stabilizers and Weatherstripping

Model No.	Description	For Openings Up To:	US4, US10 US28 313	315	Weight lbs.
5654	Prepped for two 299 Strikes	7' 2"	1343	1613	17
		8' 2"	1436	1705	20
		10' 2"	1705	2017	25
5654-XP	Prepped for two 909 Strikes, for the XP device.	7' 2"	1343	1613	17
		8' 2"	1436	1705	20
		10' 2"	1705	2017	25
5754	Prepped for a 1408 Double Strike Price includes strike. Note: If 5754 is ordered w/device - Specify device L/strike	7' 2"	1610	1881	17
		8' 2"	1697	1971	20
		10' 2"	1881	1977	25

REFERENCE NOTES:

Mullions are furnished standard for 7'0 doors when door height is not specified.

Blank Mullions (without strike preparation) are available at the same price as standard Mullions.

The 9854 and 9954 are U.L. Fire approved for heights up to 8'0" with 22-F and 88-F Rim Device. For door heights over 8'0" mullion is furnished less U.L. label.

The 9854 and 9954 are U.L. Fire approved for heights up to 10'0" with 98/99-F Rim Device. For door heights over 10'0" mullion is furnished less U.L. label.

ADA centerline height of 37" is available at no additional charge, must be specified.

Special Centerlines (other than 39-11/16") or **Special Length** mullions, see page 18 for pricing.

Prices subject to change without notice.

Mullions (continued)

Steel Mullion Options and Accessories

SP28
SP313

Model No.	Description	
KR	Keyed Removable option - Prefix Mullion model with "KR"	
	KR1654/4954 List Add to Mullion price	485
	KR98/9954/4754/4854 List Add to Mullion price	534
KR54	Keyed Removable Kit for 1654 and 4954 Mullions	485
KR54-F	Keyed Removable Kit for 98/9954/4754/4854 Mullion	534
MT54	Wall Mounted Storage Kit "specify part number 050581"	154
154	Mullion Stabilizers (set of four, 2 attaches to the mullion and 2 to the door)	94

Aluminum Mullion Accessories

Part Number
All
Finishes

Mullion Angle Bracket - For Narrow Transom Bars	050092-00	56
---	-----------	----

Rod and Latch Guard

For use with all Von Duprin Surface Vertical rod devices.
Specify Handing.

Model No.	Description	Part Number	US32D
RG-27	Rod and Latch Guard	050061-32 (RHR), 050062-32 (LHR)	452
RG-27-3	Rod and Latch Guard Extended 3' Door	050261-32 (RHR), 050262-32 (LHR)	941
RG-27-4	Rod And Latch Guard Extended 4' Door	050263-32 (RHR), 050264-32 (LHR)	1217
RGO	Rod Guard Only	050066-32 (NON-HANDED)	282
LGO	Latch Guard Only	050067-32 (RHR), 050068-32 (LHR)	165
LGO-3	Latch Guard Only Extended 3' Door	050265-32 (RHR), 050266-32 (LHR)	671
LGO-4	Latch Guard Only Extended 4' Door	050267-32 (RHR), 050268-32 (LHR)	941

Mortise Locks

For panic and fire-rated mortise lock devices

Model No.	Description	US32D	US3, US4, US19, US10, US10B, US32	Weight lbs.
7500	Standard Mortise Lock	642	662	3.5
7500-2	Double Cylinder Mortise Lock	838	858	3.5
7500-IN	INPACT Device Mortise Lock	797	818	3.5

Prices subject to change without notice.

237 Two Point Latch

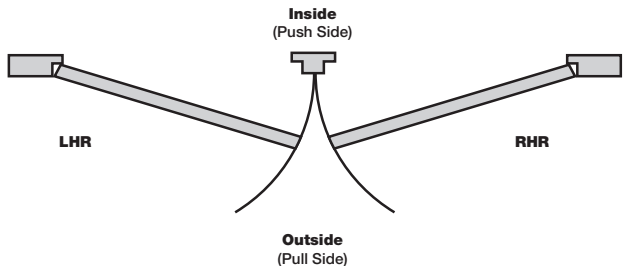
Price includes 304L Strike. Cylinders are not included.
Can not be used on doors requiring panic or fire exit hardware.

UL Listing: Two-and Three-point Locks and Latches (for Fire Doors) – UL 10 C.
 Rating: 3HR Pairs (Double Egress), 90 Min. Pairs (Swing Same Direction), Door Size: 8'0 x 8'0 Pairs (Hollow Metal only)
Windstorm Rating: UL-FEMA 320 and 361 certified: 4'0 x 8'0 Single Doors (Non-fire-rated) Hollow Metal,
 8'0 x 8'0 Pairs Hollow Metal. **UL-ANSI/ICC 500** certified for F5 Tornado applications.
 These products are listed with Steelcraft PW14 Series door for Tornado Listings.

Outswing Door (RHR and LHR)

Function	Model No.	Push	Pull	US10B	US10	US4	US3
				US26D	US10	US4	US26
Exit Only	237EO	237 BE	None	2673	2673	2566	2734
Class room	237L	237 BE	378 w/cyl	3382	3422	3179	3504
Passage	237L-BE	237 BE	378 BE	3348	3393	3136	3463
Storeroom	237L-NL	237 BE	378 NL	3382	3422	3179	3504

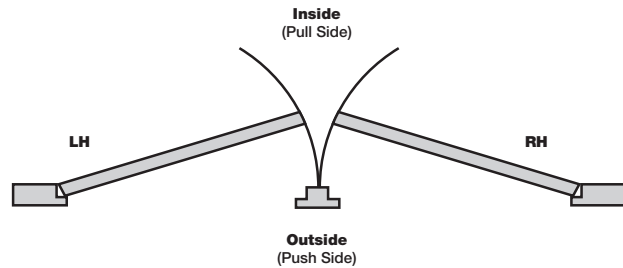
- Windstorm-rated 237 outswing only
- If cylinder is required on push side, add suffix "C" to model #. (e.g. 237EO-C)
- Cylinder (mortise 3215) not included in pricing.
- The #06 Lever is furnished standard.
- Optional lever designs, #03 and #17 are available at no additional charge



Inswing Door (RH and LH)

Function	Model No.	Push	Pull	US10B	US10	US4	US3
				US26D	US10	US4	US26
Exit Only	237EO	None	237 BE	2673	2673	2566	2734
Class room	237L	378 w/cyl	237 BE	3382	3422	3179	3504
Passage	237L-BE	378 BE	237 BE	3348	3393	3136	3463
Storeroom	237L-NL	378-NL	237 BE	3382	3422	3179	3504

- Windstorm-rated 237 outswing only
- If cylinder is required on pull side, add suffix "C" to model #. (e.g. 237EO-C)
- Cylinder (mortise 3215) not included in pricing.
- The #06 Lever is furnished standard.
- Optional lever designs, #03 and #17 are available at no additional charge.



How to order:

Model _____ **237 EO** _____ **RHR** _____ **06** _____ **26D** _____
 EO / L / L-BE / L-NL
Handing _____
 LHR / RHR / LH / RH
Lever Style _____
 03 / 06 / 17
Finish _____
 US3 / US4 / US10 / US10B / US26 / US26D

Prices subject to change without notice.

Extension Rod Kits

Model	Description	List Price All Finishes
ER-12-88	12" Extension Rod for 8827	28
ER-24-88	24" Extension Rod for 8827	28
ER-36-22/33A/99	36" Extension Rod for 2227, 3327A, 3527A, 9827, 9857, 9927, 9957	28
ER-12-WS	12" Extension Rod for WS98/9927	28
ER-ADJ10-55/88	Adjustable Extension Rod, over 8' up to 10' for 5547, 5547WDC, 8847	28
ER-ADJ10-33A/99	Adjustable Extension Rod, 8'4" - 10' for 3347A, 3348A, 3547A, 3548A, 9847, 9847WDC, 9848, 9947, 9947WDC, 9948	28
ER-ADJ9.8-94	Adjustable Extension Rod, over 8' up to 9'8" for 9447, 9547	28

Extension Rod Kits (for non-standard door heights)

**Fire rated devices over 8' may be provided less UL label based on the door application.
Caution: Other special door and frame conditions may require additional charges. Consult factory**

Model	Description	UnFinished	US15		US10	US4	US3		643E SPBLK
			US26D US32D	313 US10B			US26 US32	315	
ER-36-88	36" Extension Rod for 8827	—	86	132	97	83	296	—	296
ER-48-88	48" Extension Rod for 8827	—	101	147	117	97	311	—	311
ER-60-33A	60" Extension Rod for 3327A, 3527A	—	262	262	304	296	316	316	—
ER-60-99	60" Extension Rod for 9827, 9857, 9927, 9957	—	135	135	250	165	264	264	—
ER-ADJ11.8-33A/99	Adjustable Extension Rod, 10' - 11'8" for 3347A, 3547A, 9847, 9847WDC, 9848, 9947, 9947WDC, 9948	93	—	—	—	—	—	—	—
ER-ADJ13.4-33A/99	Adjustable Extension Rod 11'8" - 13'4" for 3347A, 3547A, 9847, 9847WDC, 9848, 9947, 9947WDC, 9948	105	—	—	—	—	—	—	—
ER-ADJ15-33A/99	Adjustable Extension Rod, 13'4" - 15' for 3347A, 3547A, 9847, 9847WDC, 9848, 9947, 9947WDC, 9948	105	—	—	—	—	—	—	—
ER-ADJ12-5547	Adjustable Extension Rod 10' - 12' for 5547	92	—	—	—	—	—	—	—
ER-ADJ14-5547	Adjustable Extension Rod 12' - 14' for 5547	92	—	—	—	—	—	—	—
ER-ADJ16-5547	Adjustable Extension Rod, 14' - 16' for 5547	92	—	—	—	—	—	—	—
ER-ADJ12-5547WDC	Adjustable Extension Rod 10' - 12' for 5547WDC	203	—	—	—	—	—	—	—
ER-ADJ14-5547WDC	Adjustable Extension Rod 12' - 14' for 5547WDC	203	—	—	—	—	—	—	—
ER-ADJ16-5547WDC	Adjustable Extension Rod, 14' - 16' for 5547WDC	203	—	—	—	—	—	—	—
ER-ADJ12-5547F	Adjustable Extension Rod 10' - 12' for 5547-F, 8847-F	195	—	—	—	—	—	—	—
ER-ADJ14-5547F	Adjustable Extension Rod 12' - 14' for 5547-F, 8847-F	195	—	—	—	—	—	—	—
ER-ADJ16-5547F	Adjustable Extension Rod, 14' - 16' for 5547-F, 8847-F	195	—	—	—	—	—	—	—

One Piece Top Rod Kits

**Fire rated devices over 8' may be provided less UL label based on the door application.
Caution: Other special door and frame conditions may require additional charges. Consult factory.**

Model	Description	US26D	313	US10	US4	US3		SPBLK
						US26	315	
OP-8-88	8 - for door heights up to 8' for 8827	130	185	201	201	403	—	403
OP-8-99	8 - for door heights up to 8' for 9827, 9857, 9927, 9957	225	225	144	114	225	225	—
OP-10-99	10' - for door heights up to 10' for 9827, 9857, 9927, 9957	249	249	157	138	244	244	—
OP-12-99	12 - for door heights up to 12' for 9827, 9857, 9927, 9957	264	264	175	162	274	274	—

Prices subject to change without notice.

Security Screw Packages

Security Screws are pin-in-socket type and require special hex wrenches

	All Finishes	Wrench Model# Required
Devices		
22/22-F Rim	15	2
2227/2227-F	51	2
33A/35A Rim	26	2
33A/3527A	69	2
33/3547A/47A-F	38	2
88/88-F Rim/8875/75-F	44	2
8827	67	2
8827-F	99	2
8847-F	52	2
98/99/99-F/98-F Rim/98/9975/75-F	52	2
98/9927/27-F	62	2
98/9947/47-F and WDC	50	2

Trims and Controls		
230/880/990	13	2
230/990x330/350	44	2
386/360L-DTx330/350	20	2
371/373	29	2
374/376/377	13	2
696/697	12	2
696/697x330/350	26	2

Mechanical Strikes		
1439/1606/248L-4/264/266/299/299F	13	2
1408	24	2
268	21	2
338	11	2
385A	9	2
499F	39	2
575/576	12	2

Other Mechanical Products		
330/350 Pushbar	26	2
1654/4954 Mullion	37	2
5654/5754 Mullion	19	2
9954 Mullion	85	2, 4
154 Mullion Stabilizer	30	2
7500 Lock	12	2

Electrical Products		
4263/4570/4582/4690 Monitor Strike	12	2
4570/4690 Monitor Strike	12	2
4670 Monitor Strike	12	2
6211-16/6222-26 Electric Strike	11	2
EPT	62	2

Wrenches (One set of required wrenches charged per order unless specified otherwise)

Model No.	Description	Part Number	List Each
#1	1/8" Hex - #6 Screw	010060-00	19
#2	5/32" Hex - #8-1/4 Screw	010059-00	19
#3	7/32" Hex - 3/8 Screw	010061-00	19
#4	3/16" Hex - 5/16 Screw	010062-00	19

Prices subject to change without notice.

Sex Bolts

Machine screws are supplied with the Device.

Model No.	Thread Size		List Price
425	10-24	Package of 2	24
625	12-24	Package of 2	24
325	1/4-20	Package of 2	24
525	12-24	Package of 2	24
825	10-24	Package of 2	24

REFERENCE NOTES:

625 and 825 sexbolts furnished standard for 1 3/4" thick door. Specify 2 1/4" if required.

SLM Blocking Mounting Packages

For use with devices on doors with special high density blocking material.
Blocking material must be UL or Warnock Hersey approved.

Type	Unfinished	US3, US4, US10B US32D, US32
98/99 Rim	21	—
9827/9927	28	—
9875/9975/9847WDC/9947WDC/9850WDC/9950WDC	12	—
88 Rim	—	32
8827	—	58
8875	—	32
5547WDC	—	39
RG-27	28	—
RGO	12	—
LGO	12	—

Prices subject to change without notice.

Electrical Products

Prices subject to change without notice.

Alarm Kits

Model No.	US15	SP28 SP313	US4 US28 US10 313	US32D	US3 US26 315	Weight lbs.
22 ALK	—	532	—	—	—	2.2
33A-ALK	—	—	599	—	599	1.1
35A-ALK	599	—	599	—	599	1.1
98 ALK	599	—	599	632	599	1.1
99 ALK	—	—	599	—	599	1.1

OPTIONS:

Connector (CON) is a cross-category solution using common interconnect components for electrified options. Available for ALK at no additional charge. Specify CON.

REFERENCE NOTES:

Above prices include switch kit - "RX" is standard, "LX" is optional at no charge. To order "Less Switch", **deduct \$242 list**. When ordering alarm kits separate from devices, the 3' device kit is furnished standard. Specify 4' if required, no additional charge. The "EI" External Inhibit feature is standard on the ALK at no additional charge.

Mortise Locks

Model No.	Description	US32D	US3, US4, US19, US10, US10B, US32	Wt. lbs.
7500	Standard Mortise Lock	642	662	3.5
7500-2	Double Cylinder Mortise Lock	838	858	3.5
7500-IN	INPACT Device Mortise Lock	797	818	3.5
E7500	Electric Unlocking Mortise Lock	1241	1261	3.5
SS7500	Signal Switch Mortise Lock	884	904	3.5
SS7500-IN	94/9575 Signal Switch Mortise Lock	1037	1060	3.5

E7500 Notes:

Voltage/Current - furnished standard 24VDC if not specified. 12VDC available at no additional charge.

AC requires SO-12 or SO-24 Rectifier Kit, specify voltage/current 24VAC or 12VAC, **\$41 list add**.

Fail Mode - specify FAIL-SECURE (FSE) or FAIL SAFE (FS).

Functions - available for use with "TP", "K" or "L" functions only.

Connector (CON) - is a cross-category solution using common interconnect components for electrified options. Available for E7500 and SS7500 at no additional charge. Specify CON.

See catalog section on SS7500 or E7500 for required accessory equipment.

Prices subject to change without notice.

Switches

Model No.	Part No.	List Price Non-Finished
RX Switch Kit	050251-00	242
WPRX Waterproof Switch Kit	051881-00	348
RX-LC Switch Kit	050281-00	280
RX-2 Switch Kit	050270-00	300
RX-Aux Switch Kit	050271-00	250
LX Switch Kit 3' Device	050254-00	242
LX Switch Kit 4' Device	050255-00	242
LX-LC Switch Kit 3' Device	050283-00	280
LX-LC Switch Kit 4' Device	050285-00	280
EL-LX Switch Kit	050247-00	242
EL-LX-LC Switch Kit	050287-00	280
LX-RX Switch Kit 3' Device	050256-00	365
LX-RX Switch Kit 4' Device	050257-00	365
LX-RX-LC Switch Kit 3' Device ^a	050289-00	437
LX-RX-LC Switch Kit 4' Device	050291-00	437
EL-LX-RX Switch Kit	050259-00	365
EL-LX-RX-LC Switch Kit	050293-00	437
LX 94/95 Switch Kit (After 4/2005)	050226-00	242

Consult technical support for details.

Delayed Exit System

Designed to meet NFPA 101 "Special Locking Arrangement" applications

Note: A complete system requires several components not included with controller. Consult catalog for details.

Model No.	Description	List Price
* DE5300	Logic Controller 15 Second Delay furnished standard.	943
* OVER 15 SECOND DELAY REQUIRES A LETTER OF APPROVAL FROM THE AUTHORITY HAVING LOCAL JURISDICTION OVER THE PREMISES PRIOR TO THE INSTALLATION OF THE DEVICE. ALLEGION CANNOT GRANT SUCH APPROVAL NOR DOES IT WARRANT LOCAL JURISDICTION COMPLIANCE.		
✓ 0 Delay	0 Second Delay	129
✓ 30 Delay	30 Second Delay	129
✓ BOCA-15 Delay	15 second delay with BOCA Modification	129
✓ BOCA-30 Delay	30 second delay with BOCA Modification	129

✓ Consult factory for lead time.

Interface Boxes/Relays

Model No.		List Price
JB7	Enclosure with terminal strip. Optional relays are available for factory or field installation	638
Factory Installed		List add per Interface Box
R1	24VDC SPDT	277
R2	24VDC DPDT	277
R3	24VDC DPDT Delay on Make Time Delay	456
R4	24VDC DPDT Delay on Break Time Delay	456
Parts (Field Installable)		Each Price
Relay Kit R5	24VDC SPDT.	277
Relay Kit R6	24VDC DPDT.	277
Relay Kit R7	24VDC DPDT. Delay on Make Time Delay	456
Relay Kit R8	24VDC DPDT. Delay on Break Time Delay	456

Prices subject to change without notice.

Allegion Connect - Wire Harnesses

Allegion Connect Harnesses - Prices listed are net, discounting does not apply		
Part Number	Description	Price Each
Harnesses with Molex Connectors on both ends (for use with Hollow Metal Doors)		
CON-6	6" Wire Harness (internal p/n 106190-00)	\$10.50
CON-12	12" Wire Harness (internal p/n 106191-00)	14.00
CON-26	26" Wire Harness (internal p/n 106192-00)	18.50
CON-32	32" Wire Harness (internal p/n 106193-00)	16.90
CON-38	38" Wire Harness (internal p/n 106194-00)	15.50
CON-44	44" Wire Harness (internal p/n 106195-00)	18.00
CON-50	50" Wire Harness (internal p/n 106196-00)	18.50
CON-192	192" Wire Harness (internal p/n 106197-00)	44.20
Harnesses with Molex Connector on one end, crimped pins on other w/ attachable Molex connector (for use with Wood Doors)		
CON-6P	6" Wire Harness (internal p/n 106201-00)	\$13.40
CON-12P	12" Wire Harness (internal p/n 106202-00)	16.90
CON-26P	26" Wire Harness (internal p/n 106203-00)	18.50
CON-32P	32" Wire Harness (internal p/n 106204-00)	19.80
CON-38P	38" Wire Harness (internal p/n 106205-00)	20.30
CON-44P	44" Wire Harness (internal p/n 106206-00)	20.90
CON-50P	50" Wire Harness (internal p/n 106207-00)	21.50
CON-192P	192" Wire Harness (internal p/n 106208-00)	46.50
Harness with Molex Connector on one end, stripped leads on other (for connection to power supply)		
CON-6W	6" extension to power supply (internal p/n 106210-00)	\$13.40
Service Kit		
CON-KIT	Connector Service Kit (internal p/n 050823-00-00) contains: -100 each male & female terminals -10 each 4-pin and 8-pin male connectors -10 each 4-pin and 8-pin female connectors -1 extraction tool"	\$111.00

Electric Power Transfers

Model No.		SP28	SP313	Weight lbs.
EPT 2	Two 18 gauge wires	457	457	2.5
EPT 10	Ten 24 gauge wires	484	484	2.5
BAA	"Buy America Act" compliant EPT option will be labeled as "Assembled in the U.S.A. with U.S. and foreign materials"	N/C		
CON	Connector (CON) is a cross category solution using common interconnect components for electrified options. Available for EPT10. Specify CON.	11	11	

Prices subject to change without notice.

Standard Features

- UL294 Listed for Access Control
- Class 2 rated power limited output *
- Universal 120-240 VAC Input
- Regulated and filtered DC outputs
- AC input, battery and DC output LED indicators
- Plug and play connectors for optional distribution boards
- AC input status indication on outside cover
- AC monitoring
- 14" H x 12" W x 4" D enclosure

* PS906 is Class 2 when used with 900-8P option board

1. Select Power Supply

Model	Description	List Price
PS902	Base Power Supply (2A @ 12/24 VDC- field selectable) (approx. weight: 9 lbs) -PS902 is able to accept a total of one optional distribution board, plus one fire alarm relay along with one battery backup board and up to two 7A/hr batteries	240
PS904	Base Power Supply (4A @ 12/24 VDC- field selectable) (approx. weight: 11 lbs) - PS904 is able to accept a total of two optional distribution boards, plus one battery backup board and up to two 7A/hr batteries	454
PS906	Base Power Supply (6A @ 12/24 VDC- field selectable) (approx. weight: 7 lbs) - PS906 is able to accept a total three optional distribution boards or two optional boards with battery backup board and two 7A/hr batteries	703
PS914	Base Power Supply (4A w/ 16A inrush @ 12/24 VDC- field selectable) (approx. weight: 9 lbs) - PS914 is able to accept a total of two optional boards, plus one battery backup board and two 7A/hr batteries	688
PS914RFK	The PS914RFK allows the retrofit of the PS914 into an existing PS873 cabinet.	806
BAA	"Buy America Act" compliant power supply option will be labeled as "Assembled in the U.S.A. with U.S. and foreign materials"	37

When specifying power supply with "EL" or "QEL" Electric Latch Retraction devices, the 2RS is furnished when board option is not specified.

2. Select Optional Distribution Board with or without FA (Fire Alarm Relay)

Model	Description	Part #	List Price
900-4R	Independently controlled relays	44489912-00	162
900-4R-FA	Independently controlled relays with FA		221
900-2RS	2 Relay board output	44489896-00	165
900-2RS-FA	2 Relay board output with FA		224
900-4RL	4 Relay board integrated logic for controlling security interlocks, auto operators and time delays	44489920-00	445
900-4RL-FA	4 Relay board integrated logic for controlling security interlocks, auto operators and time delays with FA		504
900-8F	8 fuse protected outputs	44489946-00	59
900-8F-FA	8 fuse protected outputs with FA		118
900-8P	8 PTC protected outputs	44489938-00	59
900-8P-FA	8 PTC protected outputs with FA		118
900-BBK	Battery Backup Kit (includes two 7A/hr batteries)	44489961-00	232
900-BB	Battery Backup board only (sold separately)	44489953-00	116
900-BAT	Batteries only - (two 7A/hr batteries, sold separately)	44487155-00	116

* For field installation, use model number. Example: 900-2RS.

3. Select Other Power Supply Options

Model	Description	Part #	List Price
900-FA	Fire Alarm Relay (EIR) module is a plug-in relay to provide an interface with fire or other emergency override systems PS902: may be installed directly on power supply or may be used with optional distribution boards PS904, PS906, PS914: must be used with optional distribution boards. If an optional board is not listed the 900-8F-FA will be provided.	44487247-00	59
900-KL	Key Lock Cover (not available with BAA)	44486850-00	37

Note: PS902, PS904, PS 906 and PS914 power supplies require connection to AC line voltage. Installation and all electrical connections (high and low voltage) should be performed by a qualified electrical contractor.

Prices subject to change without notice.

Electric Strikes

How to Order:

Model	Power failure mode	Optional Dual switch	Voltage	Optional Rectifier kit	Optional Shim	Finish	Optional Buzzer	Allegion connect
1	2	3	4	5	6	7	8	9
Specify for:	6100 6200	6100 6200	6100 6200	4200 5100 6100 6200 6300 6400	6100 6300	5100 6100 6200	4200 5100 6100 6200 6300 6400	6100 6200

4200 Series Electric Strikes for cylindrical and deadlatch locks

Features

- Field selectable fail-safe/fail-secure without disassembly
- Dual voltage: 12 VDC at 200 mA / 24 VDC at 100 mA
- Compatible with all Schlage and Falcon cylindrical locks as well as cylindrical and deadlatch locks of many other manufacturers
- Meets ANSI/BHMA 156.31 Grade 1 endurance & dynamic strength
- Meets ANSI/BHMA 156.31 Grade 2 static strength

Model	Fire Rated	Throw	Hollow Metal	Wood	Alumi-num	Single	Mullion Pair	BHMA 630 US32D
4211		1/2"-3/4"	■	■	■	■	Shallow 1-3/8" backbox depth	187
4212		1/2"-5/8"	■	■	■	■	Includes latchbolt monitor. Shallow backbox.	225
Options (please specify):								
S012	Rectifier Kit						Converts 12 VAC to 12 VDC	41
S024	Rectifier Kit						Converts 24 VAC to 24 VDC	41
EB	Entry Buzzer						Use in fail-secure applications	40
090110	Faceplate, Round Corner						Additional faceplate option, square corner is standard in the box, both in BHMA 630/US32D satin stainless steel finish	18

Refer to the Electric Strike Parts section for a complete list of available parts.

5100 Series Electric Strike for cylindrical and deadlatch locks

Features

- Adjustable keeper improves fit on tight door preps
- Field selectable fail-safe/fail-secure
- Dual voltage: 12 VDC at 380 mA / 24 VDC at 190 mA
- Compatible with Schlage and Falcon cylindrical and deadlatch locks including those of many other manufacturers
- Meets ANSI/BHMA 156.31 Grade 1 endurance & dynamic strength
- Meets ANSI/BHMA 156.31 Grade 2 static strength
- UL 1034 burglary-resistant

Model	Fire Rated	Throw	Hollow Metal	Wood	Alumi-num	Single	Mullion Pair	BHMA 689 US SP28	BHMA 622 US19	BHMA 695 US SP313
5100-3FP		1/2"-5/8"	■	■	■	■	3 faceplates included with hardware for an all-in-one boxed solution	243	243	243
Options (please specify):										
S012	Rectifier Kit						Converts 12 VAC to 12 VDC	41		
S024	Rectifier Kit						Converts 24 VAC to 24 VDC	41		
EB	Entry Buzzer						Use in fail-secure applications	40		

Refer to the Electric Strike Parts section for a complete list of available parts.

Prices subject to change without notice.

6100 Series Electric Strikes for rim exit devices

Features

- Furnished standard in fail secure configuration unless specified fail safe (see options)
- 24 VDC supplied standard if not specified otherwise (see options)
- Compatible with Von Duprin and Falcon rim exit devices and those of many other manufacturers
- UL10C fire rated (fail secure only)
- UL1034 burglary-resistant

Model	Fire Rated	Throw	Hollow Metal	Wood	Alumi-num	Single	Mullion Pair		BHMA 605 US3	BHMA 606 US4	BHMA 612 US10	BHMA 613 US10B	BHMA 629 US32	BHMA 630 US32D
6111	■	3/4"	■	■	■	■	■	Can use with vertical rod exit devices	1004	851	879	879	910	841
6112	■	3/4"	■	■	■	■	■	Designed to replace FA 310-5 with minor frame modification	964	787	834	834	807	787
6113	■	3/4"	■	■	■	■	■	Retrofits VD 3011, 3021	990	841	855	855	855	841
6114	■	3/4"	■	■	■	■	■	Surface applied for use with rim nightlatch devices	945	855	892	892	825	814
6121	■	3/4"	■	■	■	■	*	*For rim exit devices on double doors without mullion	1496	1172	1281	1281	1267	1172

For Options please see list under 6200 Series section.
Also, refer to the Electric Strike Parts section for a complete list of available parts.

6200 Series Electric Strikes for mortise or cylindrical locks

Features

- Furnished standard in fail secure configuration unless specified fail safe (see options)
- 24 VDC supplied standard if not specified otherwise (see options)
- Compatible with mortise (without deadbolt) and cylindrical lock applications except where noted
- ANSI/BHMA 156.31 Grade 1: 6211, 6211AL and 6211WF
- UL10C fire rated (fail secure only)
- UL1034 burglary-resistant

Model	Fire Rated	Throw	Hollow Metal	Wood	Alumi-num	Single	Mullion Pair		BHMA 605 US3	BHMA 606 US4	BHMA 612 US10	BHMA 613 US10B	BHMA 629 US32	BHMA 630 US32D
6210	■	3/4"	■	■	■	■	■	Mortise only. Includes strike pocket inserts for deadlocking triggers	941	766	840	840	871	766
6211	■	3/4"	■	■	■	■	■	Retrofits VD 3140 or FA 712	852	730	766	766	732	722
6211AL	■	3/4"	■	■	■	■	■	Retrofits FA 722	901	750	813	813	758	750
6211WF	■	3/4"	■	■	■	■	■	Retrofits FA 732 with minor frame modification	852	730	766	766	732	730
6212	■	3/4"	■	■	■	■	■	Fits modified ANSI 115.2 cutout. Retrofits VD 3146.	957	855	906	906	914	855
6212WF	■	3/4"	■	■	■	■	■		957	855	906	906	914	855
6213	■	3/4"	■	■	■	■	■	Retrofits VD 3041, 3042, 3061 and 3062	964	823	859	859	859	823
6214	■	3/4"	■	■	■	■	■	Retrofits FA 310-2 3/4	964	929	965	965	956	940
6215	■	3/4"	■	■	■	■	■	Retrofits FA 310-2	965	843	892	892	855	842
6216	■	3/4"	■	■	■	■	■	Retrofits FA 310-3-1. For mortise with manually operated deadbolt - 1" throw.	1333	1070	1121	1121	1081	1070
6221	■	3/4"	■	■	■	■	■	Retrofits VD 3071 and 3072. 4-3/4" minimum stile required	1048	945	996	996	1016	945
6222	■	3/4"	■	■	■	■	■	Retrofits FA 310-2 3/4 OB	1467	1195	1243	1243	1195	1195
6223	■	3/4"	■	■	■	■	■	Retrofits VD 3091 and 3092. 4-3/4" minimum stile required	964	805	859	859	859	805
6224	■	3/4"	■	■	■	■	■	Retrofits FA 310-2 3/4. For door thicknesses 1-3/4" or 2-1/4"	1125	941	978	978	968	952
6224AL	■	3/4"	■	■	■	■	■	Retrofits FA 310-2RF. For door thicknesses 1-3/4" or 2-1/4"	1161	965	1021	1021	978	965
6225	■	3/4"	■	■	■	■	■	Retrofits FA 310-2 OB	1269	1128	1172	1172	1195	1128
6226	■	3/4"	■	■	■	■	■	Retrofits FA 310-2. For door thicknesses 1-3/4" or 2-1/4"	964	805	851	851	815	805

Options (please specify):

FS	Fail Safe	Fail secure (FSE) is standard unless FS is specified	39
DS	Dual monitor switch	For latch bolt and lock status. Not available on 6221, 6222 & 6225	191
DS-LC	Low current dual monitor switch	For latch bolt and lock status. 50 mA or less at 24 VDC	191
S012	Rectifier Kit	Converts 12 VAC to 12 VDC (For 16 VAC current, use S024 rectifier kit)	41
S024	Rectifier Kit	Converts 24 VAC to 24 VDC	41
SHIM	Shim for blade stop applications	Available as specified item with 6111 and 6113 only	161
EB	Entry Buzzer	Use in fail-secure applications	40
CON	Allegion Connect	6" wire extension harness connector	N/C

Refer to the Electric Strike Parts section for a complete list of available parts.

Electric Strikes

6300 Series Surface Mount Electric Strike for rim exit devices

Features

- Dual voltage: 12 VDC at 500 mA / 24 VDC at 240 mA
- Compatible with most rim exit devices
- UL 1034, UL 294, CSFM
- UL 10C 3-hour fire rated (fail secure only)

Model	Fire Rated	Throw	Hollow Metal	Wood	Alumi-num	Single	Mullion Pair		BHMA 630 US32D
6300	■	up to 3/4"	■	■	■	■	■	No cut, surface mount design	723

Options (please specify):

SHIM	Shim for blade stop applications	Can be ordered separately as part 050804-00	61
S012	Rectifier Kit Converts 12 VAC to 12 VDC		41
S024	Rectifier Kit Converts 24 VAC to 24 VDC		41
EB	Entry Buzzer Use in fail-secure applications		40

Included with strike: two plug-in voltage connectors, mounting template, spacer plate, mounting screws, and hex wrench.

Refer to the Electric Strike Parts section for a complete list of available parts.

6400 Series Modular Electric Strike for mortise or cylindrical locks

Features

- Dual voltage: 12 VDC at 375 mA / 24 VDC at 190 mA
- Modular options fit cylindrical and nearly any mortise lock.
- Includes movable deadbolt keeper, plug and deadlatch ramp inserts.
- ANSI/BHMA 156.31 Grade 1
- UL 1034, UL 294, CSFM
- 3-hour fire rated to UL 10C (fail secure only)

Model	Fire Rated	Throw	Hollow Metal	Wood	Alumi-num	Single	Mullion Pair		BHMA 630 US32D
6400	■	up to 3/4"	■	■	■	■	■	Up to 1" deadbolt throw (as night latch only)	545

Options (please specify):

LM6400	Latch Monitor	Optional plug-in latch monitor can be added in the field	54
S012	Rectifier Kit Converts 12 VAC to 12 VDC		41
S024	Rectifier Kit Converts 24 VAC to 24 VDC		41
EB	Entry Buzzer Use in fail-secure applications		40

Included with strike: two plug-in voltage connectors, self-adhesive template for frame cuts, trim filler plate, mounting tabs and shims, as well as tamper-resistant screws with a security driver bit.

Refer to the Electric Strike Parts section for a complete list of available parts.

Monitor Strikes

Model No.		US26D	US10B	US4 US10	US3 US26	Weight lbs.
4263-T1	For Rim type exit device as per catalog	388	388	373	411	2.1
4263-T3	For Rim type exit device as per catalog	388	388	373	411	2.1
4268-T1	For Rim type exit device as per catalog	510	510	510	538	2
4582-T1	For Mortise Locks as per catalog - specify handing	427	427	388	448	2
4582-T2	For Mortise Locks as per catalog - specify handing	427	427	388	448	2
4570-T1	For Cylindrical/Mortise Locks as per catalog	427	427	388	448	2
4670-T1	For Cylindrical Locks as per catalog	388	388	373	411	2
4690-T2	For Single 3347A, 3547A, 9847, and 9947	620	620	561	643	2.1
4690-T2-1	Special Twin for 3347A and 3547A Device (2 1/4" cc)	1146	1146	1047	1146	2

Schlage® Electronic Exit Trim

AD Series Electronic Exit Trim is available on XP98/99 and Series 98/99 for rim, mortise, surface vertical, and concealed vertical rod/concealed vertical cable, and Series 22/22F for rim and surface vertical rod devices. For AD-300/400 network trim the Von Duprin RX-LC switch (part #050281) must be used or the warranty is void.

Four communication options:

- AD-200 993 Offline, access rights stored on lock.
- AD-250 993 Offline, access rights on stored magnetic stripe credential.
- AD-300 993 Networked Hardwire Locks
- AD-400 993 Networked Wireless Locks

For complete pricing information refer to Schlage Electronic Security Price Book #010056.

NOTE: CVR/CVC trim is available only on metal doors.

Prices subject to change without notice.



Von Duprin Parts Prices

Prices subject to change without notice.

Index

Numerical Index.....	114-117
22 Series.....	118-119
33A/35A Series.....	120-124
33A/3549A Series.....	125
33/3550AWDC Series.....	126
330/350 Series.....	127
55 Series.....	128-130
88 Series.....	131-136
98/99 Series.....	137-142
98/9949 Series.....	143
98/9950WDC Series.....	144
XP98/99 Series.....	145
INPACT Series 94/95.....	146
7500 Mortise Lock.....	147
Controls Series 360/370.....	148-150
Trims.....	151-156
Mullions.....	157
Screw Packs/ Shims/ Miscellaneous.....	158
Maintenance Kit and Replacement Packages.....	159
Electric Strikes.....	160-163
Electric Accessories.....	164-166
GUARD-X.....	167
Service Replacement Items.....	168
Part Number Cross Reference.....	169-170

Numerical Index

Part No.	Page	Part No.	Page	Part No.	Page	Part No.	Page	Part No.	Page	Part No.	Page
010055	163	040079	138	050006	148, 153	050046	159	050128	122, 141	050192	128
010057	163	040080	138	050007	148, 153	050047	122, 141	050130	157	050193	128
010058	163	040081	138	050008	148, 153	050048	122, 141	050132	120, 138	050194	128
010059	158	040082	138	050009	148, 153	050053	130	050133	120, 127	050195	128
010060	158	040083	138	050010	148, 153	050054	157	050134	138	050196	129
010061	158	040084	138	050011	161	050070	164	050135	157	050197	129
010062	158	040085	138	050012	148, 153	050071	137	050136	129	050198	129
012014	164	040086	165	050013	148, 153	050072	137	050137	129	050199	129
032114	152	040087	165	050014	120, 127, 139	050073	137	050139	129	050200	131
033022	134	040088	165	050015	161	050078	164	050140	127, 151, 154	050201	131
033024	168	040089	165	050016	161	050090	119, 141, 168	050141	127, 151, 154	050202	131
040000	129	040091	165	050017	148, 153	050091	119, 141, 168	050142	127, 156	050209	133
040001	129	040092	165	050018	161	050093	136	050143	127, 156	050210	133
040061	164	040093	138	050019	132	050096	130	050148	151	050211	133
040062	164	040094	138	050020	137	050101	131	050154	168	050212	147
040063	164	040169	165	050021	137	050102	131	050155	168	050213	147
040064	164	040170	165	050022	137	050103	131	050156	150, 151, 154	050214	147
040065	164	040171	156	050023	137	050104	131	050157	168	050215	147
040066	164	040188	165	050024	137	050105	128	050168	157	050218	168
040067	164	040189	165	050025	137	050106	131	050169	157	050226	165
040068	164	040191	140, 165	050026	137	050107	131	050171	122, 141	050237	163
040070	120	040192	165	050027	137	050108	131	050183	128	050239	163
040071	120	040193	165	050028	137	050109	120, 127	050184	128	050240	163
040072	120	040198	140, 165	050029	137	050110	130	050185	128	050241	157
040073	120	040199	140, 165	050030	137	050112	129	050186	128	050242	163
040074	120	050001	148, 153	050031	162	050114	120, 138	050187	128	050247	165
040075	120	050002	148, 153	050032	162	050115	120, 138	050188	128	050251	165
040076	120	050003	148, 153	050033	162	050117	120, 138	050189	128	050254	165
040077	120	050004	129, 133	050034	163	050122	168	050190	157	050255	165
040078	138	050005	129, 133	050036	130	050124	168	050191	128	050256	165

Prices subject to change without notice.

Numerical Index

Part No.	Page	Part No.	Page	Part No.	Page	Part No.	Page	Part No.	Page	Part No.	Page
050257	165	050406	120	050479	135	050559	137	050655	123, 142	050885	137
050259	165	050407	120	050480	135	050560	137	050656	130	050886	137
050260	132	050409	131	050481	135	050562	137	050660	136	050939	163
050270	165	050410	131	050482	136	050563	137	050661	136	050940	163
050271	165	050411	131	050483	120	050564	138	050662	136	050941	163
050273	132	050412	131	050484	120	050565	138	050663	136	050942	163
050274	132	050413	131	050485	120	050566	119, 141	050671	155, 166	050943	163
050275	132	050414	131	050486	121	050569	138	050672	155, 166	050996-622	158
050276	132	050415	131	050487	121	050570	138	050673	155, 166	051701	136
050277	135	050416	131	050488	121	050572	138	050675	145	051703	136
050278	130, 135	050417	131	050489	121	050573	138	050676	145	051704	130
050279	135	050418	131	050491	121, 140	050574	142	050689	145	051705	130, 136
050281	165	050419	131	050492	122, 141, 146	050575	142	050690	145	051707	130
050285	165	050420	131	050493	122, 141, 146	050576	150	050691	145	051802	142
050286	165	050421	131	050494	122, 141	050579	150, 155	050692	145	051804	119
050287	165	050422	131	050495	122, 141	050580	157	050699	163	051807	123
050289	165	050423	131	050496	122	050581	157	050709	168	051808	123, 142, 146
050291	165	050424	131	050497	132	050582	142	050732	153	051810	142
050293	165	050425	131	050498	132	050583	142	050733	153	051811	123
050327	135	050426	131	050499	132	050584	151	050734	153	051812	142
050328	135	050427	131	050500	132	050585	146	050735	153	051823	164
050330	157	050428	131	050501	132	050587	150	050736	153	051824	164
050331	132, 133	050429	131	050502	132	050588	138	050737	153	051825	164
050332	128	050430	131	050503	132	050589	138	050738	153	051826	164
050333	128, 129	050431	131	050504	132	050592	149	050739	153	051827	164
050334	128	050432	131	050505	132	050593	149	050740	153	051828	164
050335	157	050433	131	050506	132	050595	149	050741	153	051841	142
050352	128	050434	131	050508	132	050596	149	050742	153	051842	142
050353	128	050435	134	050509	122, 141	050597	149	050743	166	051860	125
050354	128	050436	134	050512	123, 142	050598	149	050744	166	051861	149
050355	128	050437	134	050513	123, 142	050599	150	050749	163	051862	154
050356	128	050438	134	050514	123, 142	050600	150	050750	148	051863	149
050357	128	050439	134	050515	123, 142	050601	150	050751	148	051864	154
050358	129	050440	134	050516	122, 141	050602	150	050752	148	051865	149
050359	129	050441	134	050519	123	050603	150	050753	148	051866	154
050360	129	050442	134	050520	123	050604	150	050754	148	051867	149
050362	129	050443	134	050522	122, 141	050605	150	050755	148	051868	154
050363	129	050444	134	050523	122, 141	050606	150	050756	148	051869	149
050364	129	050445	134	050524	120, 127, 139	050607	150	050757	148	051870	154
050366	129	050446	133	050525	166	050608	150	050758	148	051871	148
050367	130	050447	131	050526	150, 151, 157	050609	150	050759	148	051872	153
050368	130	050448	133	050529	118, 120, 138	050611	150, 151, 155	050760	148	051873	148
050369	130	050449	133	050531	121, 140, 164	050612	150	050761	148	051874	153
050370	130	050451	134	050532	121, 140, 164	050613	150, 152	050762	148	051881	165
050371	157	050452	134	050533	140, 165	050614	150, 152	050763	148	051883	137
050372	130	050453	136	050534	121, 140, 164	050615	150	050764	148	051884	137
050373	130	050454	136	050535	121, 140, 164	050616	150	050765	148	051914	149
050374	130	050455	136	050536	121, 140, 164	050619	150	050766	138	051915	154
050379	167	050456	136	050537	121, 140, 164	050621	150	050767	138	051916	149
050381	157	050457	130, 136	050538	121, 140, 164	050622	123, 142	050768	138	051917	154
050383	157	050458	130, 136	050539	121, 140, 164	050623	123, 142	050769	138	051918	149
050384	164	050459	129, 133	050540	121, 140, 147, 164	050624	123, 142	050770	138	051919	154
050385	164	050460	135	050541	122, 140, 164	050631	130	050771	138	051920	148
050386	137	050461	135	050542	122, 140, 164	050632	130	050772	138	051921	154
050387	137	050462	135	050543	122, 140, 164	050633	130	050773	138	051922	149
050388	137	050463	135	050544	122, 140, 165	050634	130, 136	050803	163	051923	154
050389	137	050464	135	050545	122, 140, 165	050635	130, 136	050804	163	051924	149
050390	157	050465	135	050546	119, 122, 141	050636	130, 136	050805	162, 163	051925	154
050391	157	050466	135	050547	119, 142	050639	130	050813	151	051926	149
050392	157	050467	135	050548	137	050640	130	050814	155	051927	154
050393	132	050468	135	050549	137	050641	130	050819	163	051928	149
050397	168	050469	135	050550	137	050642	142	050823	166	051929	154
050398	124	050471	135	050551	137	050643	123	050831	137	051930	149
050399	124	050472	135	050552	137	050644	142	050832	137	051931	154
050400	119, 122, 141	050473	135	050553	137	050645	123	050853	164	051932	149
050401	119, 122, 141	050474	120	050554	137	050650	123, 142	050854	164	051933	154
050402	119, 122, 141	050475	120	050555	137	050651	123, 142	050855	164	051934	149
050403	120	050476	134	050556	137	050652	123, 142	050856	164	051935	154
050404	120	050477	134	050557	137	050653	123, 142	050883	137	051936	149
050405	120	050478	135	050558	137	050654	123, 142	050884	137	051937	154

Prices subject to change without notice.

Numerical Index

Part No.	Page	Part No.	Page	Part No.	Page	Part No.	Page	Part No.	Page	Part No.	Page
051938	149	090073	159	106182	166	111716	161	112764	161	114842	149
051939	154	090074	118, 138, 159	106183	166	111717	161	112765	161	114843	154
090001	132	090075	119, 142	106187	164	111718	161	112766	161	114844	149
090002	132	090076	119, 122, 141, 159	106190	166	111719	160	112767	161	114845	154
090003	134	090077	118	106191	166	111720	160	112768	161	114846	149
090004	134	090079	118, 138	106192	166	111721	160	112769	161	114847	154
090005	118, 121, 129, 134, 140	090080	134	106193	166	111722	160	112770	161	114848	149
090006	134	090081	129, 134	106194	166	111723	160	112771	161	114849	154
090007	134	090082	134	106195	166	111724	160	112772	160	114850	149
		090083	134	106196	166	111725	160	112773	160	114851	154
090008	129, 134	090084	168	106197	166	111726	160	112774	160	114852	149
090009	132	090085	118, 121, 129, 134, 140	106198	164	111727	161	112775	160	114853	154
090010	136	090088	140	106201	166	111728	161	112776	160	114984	138
090011	130, 136	090089	140	106202	166	111729	161	112777	160	116549	164
090012	133	090090	150	106203	166	111730	161	112778	160	116717	165
090013	133	090091	150	106204	166	111731	161	112779	160	117000	120
090014	133	090092	150	106205	166	111732	161	112780	161	661481	158
090015	132	090093	150	106206	166	111733	161	112781	161	900241	141
090016	133	090094	150	106207	166	111734	161	112782	161	900242	141
090017	132	090095	150	106208	166	111735	161	112783	161	900252	158
090018	130, 136	090096	150	106210	166	111736	161	112784	160	900253	158
090020	129, 134	090097	150	106222	124, 142, 146	111737	161	112785	160	900254	158
090021	129, 134	090098	150	107765	135	111738	161	112835	167	900263	158
090022	128	090099	150	108490	168	111739	161	112843	148	900281	158
090023	128	090100	150	108493	168	111740	161	112844	167	900284	158
090024	128, 129	090101	150	108705	152	111741	161	112845	167	900285	158
090025	128	090102	150	109012	118	111742	161	112868	123, 141	900288	162
090026	128, 129	090103	150, 151, 154	109111	150	111743	160	113100	138	900289	158
090027	129	090104	151	109112	148	111744	160	113101	138	900290	162
090028	129	090105	151	109113	168	111745	160	113232	163	900292	163
090029	129	090106	151	109115	148	111746	160	113781	140, 165	900297	145
090030	130	090107	118, 120, 138, 146, 159	109118	168	111747	160	113782	140, 165	900344	163
090031	120, 138, 159	090108	158	109126	148	111748	160	113853	132	900345	162, 163
090032	130	090110	162	109127	148	111749	160	114140	147	900347	163
090033	130	090114	162	109130	156	111750	160	114141	130, 135	900390	156
090034	130	090599	145	109132	148	111751	160	114294	147	900392	118
090035	130	090600	145	109133	148	111752	160	114317	164	900393	118
090036	120, 166	090601	145	109324	123, 141, 146	111753	160	114320	164	900397	118
090037	121, 140	090602	145	109347	147	111754	160	114810	148	900400	157
090038	119, 121, 140	090794	145	109361	119	111755	160	114811	154	900402	157
090039	119, 121, 140	090795	145	109362	119	111756	160	114812	148	900409	157
090040	119, 120, 121, 140	090796	145	109366	148	111757	160	114813	154	900410	157
090041	119, 121, 140	090797	145	109367	148	111758	160	114814	149	900411	157
090042	119, 121, 140	090943	165	109369	156	111759	161	114815	154	900413	157
090043	119, 121, 140	091030	168	109773	147	111760	161	114816	149	900416-00	120, 138
090044	119, 121, 140	091031	168	109871	151	111761	161	114817	154	900424	145
090047	127	091032	168	109872	151	111762	161	114818	149	900425	145
090048	119, 127, 140	091061	168	109873	151	111763	161	114819	154	900426	145
090049	120, 127, 139, 159	091080	168	109879	151	111764	161	114820	149	900427	145
090050	128	091082	168	109915	118	111765	161	114821	154	900501	135
090051	128, 129	091091	158	110343	151	111766	161	114822	149	900502	130, 135
090052	129	100315	130	110360	165	111813	160	114823	154	900503	132, 133, 134
090053	129	100316	130	110388	121, 140, 164	111814	160	114824	149	900504	132, 133, 134
090054	119, 123, 142	100741	130, 136	110537	155	111869	155	114825	154	900505	132, 133, 134
090056	119, 122, 141, 159	101023	137	110544	152	111943	147	114826	149	900506	132, 133, 134
090057	119, 122, 141	101024	137	110547	152	112063	119, 142	114827	154	900507	128, 129
090059	123, 141, 159	101025	142	110744	147	112409	138	114828	149	900508	128
090060	168	101026	142	110768	155	112455	138	114829	154	900509	129
090061	123, 141	101030	166	110769	155	112456	138	114830	149	900512	128, 129
090062	168	101212	152	111244	160	112462	155	114831	154	900514	128, 129
090063	123, 141	103865	134	111246	160	112754	160	114832	149	900521	141
090064	119, 123, 141, 159	103866	129	111247	160	112755	160	114833	154	900522	141
090065	123, 141	105100	166	111250	160	112756	161	114834	149	900523	141
090067	119, 124, 142	105140	136	111251	160	112757	161	114835	154	900524	141
		105144	130	111264	160	112758	161	114836	149	900531	152
090068	119, 124, 142	105952	123	111711	160	112759	161	114837	154	900532	147, 158
090069	124, 142	105987	157	111712	160	112760	160	114838	149	900533	152
090070	124, 142	105988	157	111713	160	112761	160	114839	154	900534	136
090071	123, 142	106181	147	111714	160	112762	160	114840	149	900539	128
090072	123, 142			111715	161	112763	160	114841	154	900541	130, 136

Prices subject to change without notice.

Numerical Index

Part No.	Page	Part No.	Page	Part No.	Page	Part No.	Page	Part No.	Page	Part No.	Page
900542	152	952820	152	965312	152	970036	118	971614	168	BRKT.131	146
900555	150	956760	152, 155	965317	152	970117	155	971655	146	CABLE.10038	155, 166
900556	150	957901	120	965409	118	970137	153	971656	146	CASE.107	118, 146
900558	148	958002	164	965568	153	970138	153	971659	146	COVER.109	167
900559	148	958003	164	965712	157	970139	153	971664	146	COVER.114	167
900564	168	958004	164	965713	157	970159	153, 155	971706	146	COVER.115	167
900565	123	958005	164	965714	157	970188	147	971709	146	COVER.116	167
900569	168	959055	152	966268	118	970271	162	971710	146	COVER.121	167
900576	130, 135	959056	152	966671	158	970272	162	971712	146	COVER.122	167
900581	151	959560	152	966985	152	970274	162	971763	146	ECAP.105	167
900582	148	959563	152	967269	158	970276	162	971764	146	ECAP.115	146
900583	168	959575	152, 155, 156	967291	152	970278	162	971765	146	KIT.1001	146
900584	163	959603	152, 155, 156	967329	156	970280	162	971766	146	KIT.1002	146
900589	119, 122, 141	959952	158	967333	158	970300	162	971822	147	PBKIT.1001	118
900597	120, 139	959953	158	967341	136	970301	162	971832	147	PBKIT.1002	118
900610	132	960003	152	967480	150	970302	162	972466	152, 155, 156	PBKIT.1003	118
900613	132	960012	158	967704	166	970303	162	972467	152, 155, 156	PBKIT.1004	118
900614	130, 135	960060	152	968112	168	970305	162	972471	164	PCB.10018	167
900615	133	960109	152	968116	168	970306	162	972549	147	PCB.10019	167
900619	120	960316	152	968201	151, 155	970310	162	990132	163	PCB.10020	167
900620	124, 142	960317	152	968592	118	970318	147	990637	166	PIPE.101	167
900622	150	960676	152	968595	118	970321	158	23946429	125, 143	PKG.1001	146
900624	151	960689	152	968596	118	970323	158	23946437	125, 143	PKG.1002	167
900626	146	960902	152, 156	968603	118	970384	163	23946445	143	PKG.1003	167
900760	152	960921	156	968645	157	970387	163	23946460	125	PKG.1004	162
900761	152	961047	157	968668	147	970388	163	24052979	125, 143	PKG.1005	162
900771	152	961084	158	968694	156	970407	162	24086860	137	PKG.1001	167
900772	152	961180	152	968713	163	970412	163	24086894	137	PKG.1003	162
900776	152	961267	153, 155, 156	968716	162	970415	162	24090110	125, 143	PKG.1004	162
900782	152	961280	152	968748	147	970472	158	24090128	125, 143	PKG.1007	159
900783	152	961530	158	968761	147	970488	153, 155, 156	24090136	125	PKG.1010	159
900784	152	963011	153	968763	147	970491	156	24090144	143	PKG.1011	159
900807	150	963074	158	968765	147	970531	147	24090706	125, 143	PKG.1012	159
900808	150	963080	147	968766	147	970546	147	24230914	125, 143	PKG.1013	159
900809	150	963105	155	968770	147	970594	166	24231516	125	PKG.1015	159
900810	150	963150	168	968773	147	970735	147	24231516	143	PKG.1016	159
900820	158	963196	153	968793	147	970861	147	24647265	126, 144	PKG.1018	130, 159
900835	127	963579	153, 155	968883	153	970862	147	24647273	126, 144	PKG.1019	159
900836	127	963581	152	968888	118	970872	147	24647281	126, 144	PKG.1020	159
900839	156	963584	168	968918	156	970978	124, 142	24647299	126, 144	PKG.1022	159
900840	156	963585	168	968935	147	970979	151	24648180	126, 144	PKG.1023	159
900847	158	963703	153, 156	968938	134	971010	158	24685505	126, 144	PKG.1024	159
900848	158	963704	153, 156	968939	147	971012	155	24685554	144	RODASY.121	146
900849	158	963712	168	969012	155	971015	155	24685562	126	RODASY.122	146
900850	119, 122, 135, 141	963767	155	969089	147	971132	155	44487155	166	SIGN-1	166
900852	135	963873	168	969091	156	971187	157	44489870	166	SIGN.1001	167
900853	155	963902	168	969092	156	971198	162	47250175	125, 143	SIGN.1002	167
900856	120, 141	963905	168	969107	147	971212	157	47250176	125, 143	SIGN.1003	167
900870	162	963909	168	969126	118	971245	151	47250177	125, 143		
900871	141	963954	147	969127	118	971249	151	47250178	125, 143		
900881	162	963984	147	969140	151	971257	151	47250179	125, 143		
900882	162	964013	119	969157	151	971259	151	47250180	125, 143		
900883	150	964019	163	969280	158	971312	157	47250398	125, 143		
900884	150	964035	147	969349	166	971313	157	47250403	125, 143		
900885	162	964037	163	969350	166	971316	157	47250968	125, 143		
900888	158	964070	162	969352	151	971320	147	47259557	125		
900892	120, 138	964097	155	969353	153, 155	971328	157	47259560	124, 142		
900894	151	964183	155	969354	166	971340	157	47260610	142		
900898	142	964190	162	969364	147	971385	162	47263418	124, 142		
900901	168	964285	155	969545	155	971415	162	48968820	126, 144		
900919	119, 142	964330	147	969584	162	971417	162	48968838	126, 144		
900920	155	964334	151	969610	147	971440	155	48968861	144		
900954	155	964353	155	969889	138, 168	971470	118	48968879	126		
900955	151	964355	156	969903	151	971471	118	48968887	126, 144		
900966	162	964375	168	969904	151	971497	151	48973291	144		
900973	122	964390	147	969906	151	971556	166	48973309	126		
900978	166	965130	156	969908	151	971557	166	49000391	126, 144		
900980	122, 141	965226	153, 155	969909	151	971573	155	49000409	126, 144		
900981	118	965237	153, 155	969910	151	971585	155	472529557	142		
945521	158	965310	152	970035	118	971593	152	BRKT.121	167		

Prices subject to change without notice.

22 Series - Parts

Description	Part. No.	List Price	
		Non-Finished	SP28, SP313
Center Case			
22 Rim Center Case Less Cover	109012	285.00	–
22-F Center Case Less Cover	109915	285.00	–
2227/27-F Center Case Less Cover	CASE.107	229.00	–
22/22-F Center Case Cover	968603	–	53.00
2227/27-F Center Case Cover	968888	–	53.00
22 Center Case Cover Screw Pkg/4	090077	10.00	–
22 Series Mounting Package	900392	23.00	–
2227 Mounting Package	900393	30.00	–
Control Link Pin Kit (with Retaining Ring)	050529	12.00	–
Control Link Pin Ret. Ring Pkg/10	090107	12.00	–
NL Drive Screw Pkg/10	090074	19.00	–
2227 Latchbolt Pin Pkg/10	090079	12.00	–
22 Pushbar Stop	965409	12.00	–
Mechanism Case			
22 End Cap Kit	900981	19.00	–
22 End Cap Kit (Metal)	900397	29.00	–
22/2227 Cover Plate - 3' Dr	968595	–	51.00
22/2227 Cover Plate - 4' Dr	968596	–	51.00
22-F/2227-F Cover Plate - 4' Dr	969126	–	51.00
22-F/2227-F Cover Plate - 3' Dr	969127	–	51.00
22 ALK Cover Plate - 3' Dr	971470	–	51.00
22 ALK Cover Plate - 4' Dr	971471	–	51.00
22 Mechanism Case - 3' Dr	970035	–	183.00
22 Mechanism Case - 4' Dr	970036	–	193.00
227 Dog Key 5/32" Pkg/2	090005	19.00	–
227 Dog Key 5/32" Pkg/10	090085	69.00	–
Cover Plate Bearing Insert	968592	12.00	–
Touch Bar Cover Bearing Insert	966268	12.00	–
Push Bar			
22 Series Push Bar - 3' Dr SP28	PBKIT.1001	–	184.00
22 Series Push Bar - 3' Dr SP313	PBKIT.1002	–	184.00
22 Series Push Bar - 4' Dr SP28	PBKIT.1003	–	195.00
22 Series Push Bar - 4' Dr SP313	PBKIT.1004	–	195.00

Prices subject to change without notice.

Description	Part. No.	List Price	
		Non-Finished	SP28, SP313
Baseplate			
Baseplate Bumper Pkg/4	090038	11	-
Baseplate Return Spring Pkg/10	090039	12	-
Dogging Shaft Pkg/2	090040	12	-
Dogging Spring Pkg/2	090041	11.00	-
Dogging Adaptor Spring Pkg/2	090042	15.00	-
Dogging Adaptor Pkg/2	090043	12.00	-
Dogging Hook Pkg/2	090044	12.00	-
Baseplate Bearing Strip Pkg/2	090048	12.00	-
3/8 x 3/16 x 3/32 Washer	964013	12.00	-

Vertical Latches

* 2227 Bottom Latch Retrofit Kit	050090	-	141.00
* 2227 Top Latch Retrofit Kit	050091	-	141.00
** 2227 Bottom Latch Kit Less Cover	050401	141.00	-
** 2227 Top Latch Kit Less Cover	050400	141.00	-
2227 PL Latch Kit Less Cover	050402	141.00	-
2227 Latch Case Cover	050566	-	52.00
2227 Latch Case Cover Screw Pkg	900850	-	12.00
** 2227 Latch Case Mtg. Bracket Kit	050546	28.00	-
2227 Top Latch Compression Spring Pkg/10	090056	12.00	-
2227 Top Latch Spring Pkg/10	090057	12.00	-
2227 Bolt Return Spring Pkg/10	090065	12.00	-
2227 Top Latch Aux. Bolt Spring Pkg/10	090076	12.00	-
** 2227 Latch Case Screw Pkg 1-3/4" Door	900589	12.00	-

* For Devices shipped before October 1998

** Devices Shipped after October 1998

Vertical Rods

2227 Top Vertical Rod	109361	-	105.00
2227 Bottom Vertical Rod	109362	-	105.00
2227 Extension Rod 36" Kit	051804	-	28.00
2227 Rod Guide Package	112063	-	51.00
2227 Rod Guide Mtg. Package	900919	-	12.00
2227 Rod Connector - Latch Pkg/2	090067	19.00	-
2227 Rod Connector - Center Case Pkg/2	090068	19.00	-
2227 Top or Bottom Rod Connector	050547	10.00	-
2227 Rod Extension Connector Pkg/4	090075	13.00	-
2227 Rod Roll Pin Pkg/10	090054	13.00	-

Prices subject to change without notice.

33A/35A Series - Parts

Description	Part. No.	Non-Finished	List Price					US3, US15, US26, 315
			US28	US26D	313	US10	US4	
Center Case								
33A/35A Rim Center Case Kit L/Cover	050403	326.00	-	-	-	-	-	-
33/3527A Center Case Kit L/Cover	050404	326.00	-	-	-	-	-	-
33/3547A Center Case Kit L/Cover	050405	326.00	-	-	-	-	-	-
33A/35A-F Rim Center Case Kit L/Cover	117000	437.00	-	-	-	-	-	-
33A/35A Rim Center Case Cover Kit	050483	-	52.00	93.00	67.00	61.00	61.00	121.00
33/3527A Center Case Cover Kit	050484	-	52.00	93.00	67.00	61.00	61.00	121.00
33/3547A/49A Center Case Cover Kit	050485	-	52.00	93.00	67.00	61.00	61.00	121.00
33/35A Center Case Cover Screws	900892	-	12.00	12.00	12.00	12.00	12.00	12.00
Control Link Pin Kit (w/Retaining Ring)	050529	12.00	-	-	-	-	-	-
Control Link Pin Retaining Ring Pkg/10	090107	12.00	-	-	-	-	-	-
Control Link Pin Pkg/10	090031	15.00	-	-	-	-	-	-
33A/35A Device Mtg Package - 1 3/4" - 2 1/4" Dr	900619	12.00	-	-	-	-	-	-
33/3547A Wood Door Mtg Package	900856	12.00	-	-	-	-	-	-
Cover Plate / Conversion Kits								
33A Hex Dog Conversion Kit	050114	-	71.00	-	71.00	71.00	71.00	71.00
35A Hex Dog Conversion Kit	050117	-	71.00	-	71.00	71.00	71.00	71.00
33A CD Conversion Kit	050115	-	94.00	-	94.00	94.00	94.00	94.00
35A CD Conversion Kit	050132	-	94.00	-	94.00	94.00	94.00	94.00
33A CDSI Kit 3'/4'	040070/040071	-	310.00	310.00	310.00	310.00	310.00	310.00
33A HDSI Kit 3'/4'	040072/040073	-	223.00	223.00	223.00	223.00	223.00	223.00
35A CDSI Kit 3'/4'	040074/040075	-	310.00	310.00	310.00	310.00	310.00	310.00
35A HDSI Kit 3'/4'	040076/040077	-	223.00	223.00	223.00	223.00	223.00	223.00
CDSI/HDSI Configuration Pkg	900416-00	16.00	-	-	-	-	-	-
33A Fire or Less Dogging Cover Plate Kit	050133	-	44.00	-	44.00	44.00	44.00	44.00
35A Fire or Less Dogging Cover Plate Kit	050109	-	44.00	-	44.00	44.00	44.00	44.00
33A ALK Cover Plate Kit	050406	-	104.00	-	104.00	104.00	104.00	104.00
35A ALK Cover Plate Kit	050407	-	104.00	-	104.00	104.00	104.00	104.00
33A Center Case Cover Plate (1.42")	050474	-	28.00	-	28.00	28.00	28.00	28.00
35A Center Case Cover Plate (1.42")	050475	-	28.00	-	28.00	28.00	28.00	28.00
Cover Plate Anti-Rattle Spring Pkg/10	090036	12.00	-	-	-	-	-	-
Dogging Shaft Pkg/2	090040	12.00	-	-	-	-	-	-
End Cap								
33A/35A Impact Resistant End Cap Kit	050014	-	79.00	86.00	79.00	97.00	87.00	87.00
33A/35A Impact Resistant End Cap Scr Pkg	900597	-	-	12.00	12.00	15.00	12.00	12.00
33A/35A Impact Resistant End Cap Bracket	050524	11.00	-	-	-	-	-	-
33A/35A-F Impact Resistant End Cap Kit	957901	-	75.00	83.00	75.00	93.00	84.00	84.00
Push Bar								
* 33A/35A Push Bar Retrofit Kit - 3' Dr	See Note	-	202.00	239.00	219.00	326.00	316.00	373.00
* 33A/35A Push Bar Retrofit Kit - 4' Dr	See Note	-	217.00	262.00	235.00	341.00	326.00	386.00
33A/35A Push Bar Guide Pkg/10	090049	13.00	-	-	-	-	-	-

* **Note:** To order, specify device type, size, finish. Example: PBKIT 33A 3' US28
 ✓ US15 finish available with Series 35A, only

Items in **Bold print** indicate same part number is used for the old 33/35 series devices.

Prices subject to change without notice.

(continued) **Parts - 33A/35A Series**

Description	Part. No.	Non-Finished	List Price					US3, ✓US15, US26, 315
			US28	US26D	313	US10	US4	
Mechanism Case								
33A Mechanism Case - 3' Dr	050486	-	141.00	-	176.00	176.00	176.00	200.00
33A Mechanism Case - 4' Dr	050487	-	200.00	-	230.00	230.00	230.00	260.00
35A Mechanism Case - 3' Dr	050488	-	141.00	-	176.00	176.00	176.00	200.00
35A Mechanism Case - 4' Dr	050489	-	200.00	-	230.00	230.00	230.00	260.00
CD/SS Cylinder Mtg Kit	107813	-	-	58.00	61.00	61.00	61.00	67.00
CD/SS Cylinder Locating Washer Pkg	050490	15.00	-	-	-	-	-	-
CD/SS Mortise Cylinder Collar Pkg	050525	-	-	44.00	44.00	52.00	44.00	52.00
CD/SS Cylinder Lock Nut Pkg	050526	13.00	-	-	-	-	-	-
CD Actuator Pkg/2	090045	12.00	-	-	-	-	-	-
* CD Dogging Plug Pkg/2	090046	11.00	-	-	-	-	-	-
227 Dog Key 5/32" Pkg/2	090005	19.00	-	-	-	-	-	-
227 Dog Key 5/32" Pkg/10	090085	69.00	-	-	-	-	-	-
Mechanism Case Brkt Kit	050530	10.00	-	-	-	-	-	-
Mechanism Case Brkt Screw Pkg/10	090073	10.00	-	-	-	-	-	-
33A/35A Device Mtg Pkg 1 3/4" - 2 1/4" Door	900619	12.00	-	-	-	-	-	-
33A/35A Device Mtg Pkg 2 1/4" - 2 3/4"	900380	30.00	-	-	-	-	-	-
33A/35A Device Mtg Pkg 2 3/4" - 3 1/4"	900429	85.00	-	-	-	-	-	-
33A/35A Device Mtg Pkg 3 1/4" - 4 1/4"	900430	85.00	-	-	-	-	-	-
33/3547A Wood Door Mtg Pkg	900856	11.00	-	-	-	-	-	-

* Devices shipped after July 1997

Baseplate

Shock Absorber Pkg	050491	30.00	-	-	-	-	-	-
Baseplate Screw Pkg/10	090037	11.00	-	-	-	-	-	-
Baseplate Bumper Pkg/4	090038	11.00	-	-	-	-	-	-
Baseplate Return Spring Pkg/10	090039	12.00	-	-	-	-	-	-
Dogging Shaft Pkg/2	090040	12.00	-	-	-	-	-	-
Dogging Spring Pkg/2	090041	11.00	-	-	-	-	-	-
Dogging Adaptor Spring Pkg/2	090042	15.00	-	-	-	-	-	-
Dogging Adaptor Pkg/2	090043	12.00	-	-	-	-	-	-
Dogging Hook Pkg/2	090044	12.00	-	-	-	-	-	-
227 Dog Key 5/32" Pkg/2	090005	19.00	-	-	-	-	-	-
227 Dog Key 5/32" Pkg/10	090085	69.00	-	-	-	-	-	-
EL Dogging Rod Kit - 3'	050531	58.00	-	-	-	-	-	-
EL Dogging Rod Kit - 4'	050532	58.00	-	-	-	-	-	-
EL 6' Cable and Connector	110388	45.00	-	-	-	-	-	-
EL Potted Circuit Breaker	050534	296.00	-	-	-	-	-	-
EL Solenoid/Plunger	050535	327.00	-	-	-	-	-	-
HD-EL Solenoid	050536	327.00	-	-	-	-	-	-
HD-EL Solenoid Plunger	050537	120.00	-	-	-	-	-	-
EL Dogging Rod Retainer	050538	13.00	-	-	-	-	-	-
EL Receptacle Connector	050539	12.00	-	-	-	-	-	-
EL Female Terminal	050540	12.00	-	-	-	-	-	-

✓ US15 finish available with Series 35A, only

Items in **Bold print** indicate same part number is used for the old 33/35 Series devices.

Prices subject to change without notice.

33A/35A Series - Parts (continued)

Description	Part. No.	Non-Finished	List Price					US3, ✓US15, US26, 315
			US28	US26D	313	US10	US4	
Baseplate (continued)								
HD-EL Dog Screw	050541	15.00	-	-	-	-	-	-
HD-EL Solenoid Bracket	050542	26.00	-	-	-	-	-	-
HD-EL Dogging Spring	050543	15.00	-	-	-	-	-	-
SS Cable	050544	132.00	-	-	-	-	-	-
SS Housing	050545	441.00	-	-	-	-	-	-
Vertical Latches								
33/3527A Top Latch Kit Less Cover	050400	141.00	-	-	-	-	-	-
33/3527A Bottom Latch Kit Less Cover	050401	141.00	-	-	-	-	-	-
33/3527A Pullman Latch Kit Less Cover	050402	141.00	-	-	-	-	-	-
33/3547A Top Latch Kit	050492	274.00	-	-	-	-	-	-
33/3547A Bottom Latch Kit	050493	222.00	-	-	-	-	-	-
ES33/3547A Top Latch Kit	050128	200.00	-	-	-	-	-	-
* 33/3548A Top Latch Kit-(non EL)	050494	400.00	-	-	-	-	-	-
* EL33/3548A Top Latch Kit	050516	378.00	-	-	-	-	-	-
* 33/3548A Bottom Latch Kit	050495	430.00	-	-	-	-	-	-
33/3548A Latch Retrofit Kit-(non EL)	050047	670.00	-	-	-	-	-	-
33/3548A-F Latch Retrofit Kit-(non EL)	050048	670.00	-	-	-	-	-	-
EL33/3548A Latch Retrofit Kit	050522	670.00	-	-	-	-	-	-
EL33/3548A-F Latch Retrofit Kit	050523	670.00	-	-	-	-	-	-
33/3527A Latch Cover Kit w/Screws	050496	-	75.00	127.00	84.00	75.00	75.00	129.00
33/3527A Latch Cover Screw Pkg	900850	-	12.00	12.00	12.00	12.00	12.00	12.00
33/3527A Top Latch Compression Spring Pkg/10	090056	12.00	-	-	-	-	-	-
33/3527A PL Top Latch Spring Pkg/10	090057	12.00	-	-	-	-	-	-
33/3527A Top Latch Aux. Bolt Spring Pkg/10	090076	12.00	-	-	-	-	-	-
33/3527A-F AFL Strike Hole Plug	050509	11.00	-	-	-	-	-	-
33/3527A Latch Mtg Bracket Kit	050546	28.00	-	-	-	-	-	-
33/3527A Latch Screw Pkg	900589	12.00	-	-	-	-	-	-
33/3527A-F LBR Latch Mounting Package	900980	11.00	-	-	-	-	-	-
LBR Fire Latch/Strike Kit	050171	446.00	-	-	-	-	-	-
LBR Strike Plug & Screw Package	900973	12.00	-	-	-	-	-	-

* For service replacement only. Refer to Retrofit Kits 050047, 050048, 050522 and 050523 to convert 33/3547, 33/3547A Device to 33/3548 OR 33A/3548A.

✓ US15 finish available with Series 35A, only

Items in **Bold print** indicate same part number is used for the old 33/35 Series devices.

Prices subject to change without notice.

(continued) **Parts - 33A/35A Series**

Description	Part. No.	Non-Finished	List Price					US3, US15, US26, 315
			US28	US26D	313	US10	US4	
Vertical Latches								
33/3547A Latch Mounting Bracket Kit	109324	54.00	-	-	-	-	-	-
33/3548A Latch Mounting Bracket Kit	112868	61.00	-	-	-	-	-	-
33/3547A Latch Brkt Mtg. Screw (Latch) Pkg/6	090059	12.00	-	-	-	-	-	-
33/3547A Latch Brkt Mtg. Screw (Door) Pkg/6	090061	12.00	-	-	-	-	-	-
33/3547A/48A Latch Linkage Pin Retaining Ring Pkg/10	090063	12.00	-	-	-	-	-	-
33/3547A Latch Link Pin Pkg/10	090064	12.00	-	-	-	-	-	-
33/3547A Bolt Return Spring Pkg/10	090065	12.00	-	-	-	-	-	-
33/3547A Top Latch Compression Spring Pkg/10	090066	11.00	-	-	-	-	-	-
33/3547A Rod Connecting Screw-Latch Pkg/2	090071	15.00	-	-	-	-	-	-
33/3548A Rod Connecting Screw-Latch Pkg/2	090072	15.00	-	-	-	-	-	-
Vertical Rods								
3327A Top Rod Kit	050512	-	77.00	-	89.00	105.00	105.00	105.00
3527A Top Rod Kit	050513	-	77.00	89.00	89.00	105.00	105.00	105.00
3327A Bottom Rod Kit	050514	-	77.00	-	89.00	105.00	105.00	105.00
3527A Bottom Rod Kit	050515	-	77.00	-	89.00	105.00	105.00	105.00
33/3547A/48A Adj. Top Rod Kit - 6'8"-8'4" Dr	050519	89.00	-	-	-	-	-	-
33/3547A/48A Bottom Rod Kit	050520	89.00	-	-	-	-	-	-
3327A One Piece Top Rod Kit - 8'	050650	-	225.00	225.00	225.00	144.00	114.00	225.00
3327A One Piece Top Rod Kit - 10'	050651	-	249.00	249.00	249.00	157.00	138.00	244.00
3327A One Piece Top Rod Kit - 12'	050652	-	264.00	264.00	264.00	175.00	162.00	274.00
3527A One Piece Top Rod Kit - 8'	050653	-	225.00	225.00	225.00	144.00	114.00	225.00
3527A One Piece Top Rod Kit - 10'	050654	-	249.00	249.00	249.00	157.00	138.00	244.00
3527A One Piece Top Rod Kit - 12'	050655	-	264.00	264.00	264.00	175.00	162.00	274.00
3327A Extension Rod 36" Kit	051807	-	28.00	28.00	28.00	28.00	28.00	28.00
3527A Extension Rod 36" Kit	051811	-	28.00	28.00	28.00	28.00	28.00	28.00
3327A Extension Rod 60" Kit	050643	-	250.00	-	250.00	292.00	284.00	305.00
3527A Extension Rod 60" Kit	050645	-	250.00	-	250.00	292.00	284.00	305.00
33/3547A/48A Extension Rod Kit - Adj 8'4"-10'	051808	28.00	-	-	-	-	-	-
33/3547A/48A Extension Rod Kit - Adj 10'-11'8"	050622	93.00	-	-	-	-	-	-
33/3547A/48A Extension Rod Kit - Adj 11'8"-13'4"	050623	93.00	-	-	-	-	-	-
33/3547A/48A Extension Rod Kit - Adj 13'4"-15'	050624	105.00	-	-	-	-	-	-
33/3527A Rod Guide Pkg	105952	-	79.00	117.00	82.00	82.00	82.00	117.00
33/3527A Rod Guide Mtg Pkg	900565	12.00	-	-	-	-	-	-
33/3527A Rod Roll Pin Pkg/10	090054	13.00	-	-	-	-	-	-

Items in **Bold print** indicate same part number is used for the old 33/35 Series devices.

Prices subject to change without notice.

33A/35A Series - Parts (continued)

Description	Part. No.	Non-Finished	List Price					US3, US15, US26, 315
			US28	US26D	313	US10	US4	
Vertical Rods (continued)								
33/3527A Rod Connector-Latch Pkg/2	090067	19.00	-	-	-	-	-	-
33/3527A Rod Connector-C/Case Pkg/2	090068	19.00	-	-	-	-	-	-
33/3547A Ratchet Release Pkg	106222	-	132.00	-	132.00	132.00	132.00	-
33/3547A Ratchet Release Spacer 1/8"	970978	-	20.00	-	20.00	20.00	20.00	-
33/3547A Ratchet Lever Spring Pkg/2	090069	11.00	-	-	-	-	-	-
33/3547A Ratchet Release Screw Pkg/2	090070	15.00	-	-	-	-	-	-
33/3547A Rod Adjusting Pkg	900620	20.00	-	-	-	-	-	-
33/3547A 1/4" Insulclad Kit 1 3/4" Dr	050398	65.00	-	-	-	-	-	-
33/3547A 1/2" Insulclad Kit 1 3/4" Dr	050399	65.00	-	-	-	-	-	-

✓ US15 finish available with Series 35A, only

Quiet Mechanical Retrofit Kits

QM Rim Device Kit (98/99, 33A/35A)	47259560	185.00	-	-	-	-	-	-
QM SVR Device Kit (98/9927, 33/3527A)	47263418	185.00	-	-	-	-	-	-

Items in **Bold print** indicate same part number is used for the old 33/35 series devices.

Prices subject to change without notice.

Parts - 33A/3549A Series

Description	Non-Finished	List Price
Vertical Latches		
49 Top Latch Assembly	24090110	248.00
49 Bottom Latch Assembly	24090128	268.00
49 LBL-AFL Fire Pin Kit	051860	147.00

Centerslide Kits

33/3549 Centerslide Kit	24090136	381.00
-------------------------	----------	--------

49 Cable*

Top Cable Assembly	Door Opening Heights 6'0" to 6'10"	47250398	216.00
Top Cable Assembly	Door Opening Heights 6'10" to 8'0"	47250175	216.00
Top Cable Assembly	Door Opening Heights >8'0" to 9'2"	47250176	216.00
Top Cable Assembly	Door Opening Heights >9'2" to 10'4"	47250177	216.00
Bottom Cable Assembly	Door Opening Heights 6'0" to 6'10"	47250403	216.00
Bottom Cable Assembly	Door Opening Heights 6'10" to 8'0"	47250178	216.00
Bottom Cable Assembly	Door Opening Heights >8'0" to 9'2"	47250179	216.00
Bottom Cable Assembly	Door Opening Heights >9'2" to 10'4"	47250180	216.00
Replacement Cable Kit (10' core wire, end fitting, and sizing templates)		47250968	89.00

For door opening heights more than 10', consult factory.

Consult customer support for non-standard center lines or if a threshold is installed.

* For Complete 49 Cable System kits, see Page 37.

Mounting Packages

49 Bottom Mounting Package	23946437	105.00
49 Top Mounting Package	23946429	94.00
33/3549A HM/AL Centerside Mounting Package	23946460	105.00

Misc.

Cable Removal Tool - qty 1	24052979	14.00
Cable Removal Tool - Pkg/10	24090706	114.00
338 Filler Plate	24230914	85.00
Spacer Block Kit 3/4" undercut	24231516	29.00
Damper Assembly 996	47259557	60.00

Prices subject to change without notice.

33/3550AWDC Series - Parts

Description	Part. No.	List Price
Vertical Latches		
Top Latch Kit with mounting pack	48968820	348.00
Bottom Latch Kit with mounting pack	48968838	291.00
Centerslide Kits		
3350A-WDC Centerslide kit with mounting pack	48973309	571.00
Fire Kits		
33/3550AWDC-F Fire Kit (fire barrier, intumescent for scalp plate and barrier, mounting packs)	48968879	296.00
Mounting Kit		
Top, Bottom, and centerslide Mounting Pkg	24685505	29.00
Top Latch Mounting Kit	49000409	12.00
Bottom Latch Mounting Kit	49000391	12.00
Cables		
TOP CABLE 6'8"-7'0" WDC	24648180	52.00
TOP CABLE 7'1"-8'0" WDC	24647273	52.00
TOP CABLE 8'1"-9'0" WDC	24647281	59.00
TOP CABLE 9'1"-10'0" WDC	24647299	59.00
BOTTOM CABLE WDC	24647265	52.00
Fire Pin Kit		
50WDC Fire pin Kit (current fire pin, fire pin sleeve, fire pin strike)	48968887	157.00
Lift Finger Kit		
3350AWDC Lift Finger Kit	24685562	87.00

Prices subject to change without notice.

Parts - 330/350 Series

Description	Part. No.	Non-Finished	List Price					US3, US26, 315
			US28	US26D	313	US10	US4	

End Cap

330/350 End Cap Kit for Lock Stile	050014	-	79.00	86.00	79.00	97.00	87.00	87.00
RX330/350 End Cap Mtg Bracket for Lock Stile	050524	11.00	-	-	-	-	-	-

Push Bar

* 33A/35A Push Bar Retrofit Kit - 3' Dr	See Note	-	202.00	239.00	219.00	326.00	316.00	373.00
* 33A/35A Push Bar Retrofit Kit - 4' Dr	See Note	-	217.00	262.00	235.00	341.00	326.00	386.00
33A/35A Push Bar Guide Pkg/10	090049	13.00	-	-	-	-	-	-

* **Note:** To order, specify device type, size, finish. Example: PBKIT 33A 3' US28
Push Bar Assemblies are for the SS & RX 330/350 only. Push bars can not be replaced on the standard 330/350 Dummy Push Bar.

33A Fire or Less Dogging Cover Plate Kit	050133	-	44.00	-	44.00	44.00	44.00	44.00
35A Fire or Less Dogging Cover Plate Kit	050109	-	44.00	-	44.00	44.00	44.00	44.00
RX/SS 330/350 Spacer Pkg/2	090047	26.00	-	-	-	-	-	-
RX/SS 330/350 Baseplate Bearing Strip Pkg/2	090048	12.00	-	-	-	-	-	-

Screw Packs

330/350 Push Bar 1 3/4" Door	900835	12.00	-	-	-	-	-	-
330/350 Push Bar 2 1/4" Door	900836	12.00	-	-	-	-	-	-
230/990DT x 330/350 1 3/4" Dr	050140	-	-	15.00	15.00	15.00	15.00	15.00
230/990DT x 330/350 2 1/4" Dr	050141	-	-	15.00	15.00	15.00	15.00	15.00
696/697DT x 330/350 1 3/4" Dr	050142	-	-	15.00	15.00	15.00	15.00	15.00
696/697DT x 330/350 2 1/4" Dr	050143	-	-	15.00	15.00	15.00	15.00	15.00

Prices subject to change without notice.

55 Series - Parts

Description	Part. No.	Non-Finished	List Price			US3, US26, SPBLK
			US10B, US26D	US10	US4	
Center Case Kits (includes mounting screws)						
55EO Center Case Kit	050183	-	815.00	880.00	815.00	1,035.00
55NL Center Case Kit	050184	-	873.00	986.00	873.00	1,093.00
5575 Center Case RHR Kit	050185	-	519.00	579.00	519.00	662.00
5575 Center Case LHR Kit	050186	-	519.00	579.00	519.00	662.00
5575-F Center Case RHR Kit	050187	-	577.00	640.00	577.00	722.00
5575-F Center Case LHR Kit	050188	-	577.00	640.00	577.00	722.00
5547 RHR Center Case Kit	050189	-	519.00	579.00	519.00	662.00
5547 LHR Center Case Kit	050191	-	519.00	579.00	519.00	662.00
5547-F RHR Center Case Kit	050192	-	577.00	640.00	577.00	722.00
5547-F LHR Center Case Kit	050193	-	577.00	640.00	577.00	722.00
5547WDC RHR Center Case Kit	050194	-	577.00	640.00	577.00	722.00
5547WDC LHR Center Case Kit	050195	-	577.00	640.00	577.00	722.00
Center Case Parts - Rim						
55CK-NL Conversion Kit (Order Trim Separate)	050105	53.00	-	-	-	-
55 Rim Backplate w/Screws	050332	-	70.00	75.00	70.00	75.00
55 Case Bushing	050333	15.00	-	-	-	-
55 Rim Spring Clip w/Screws	050334	22.00	-	-	-	-
55 Rim Latch Bolt w/Axle and Spring	050352	153.00	-	-	-	-
55 Rim Latch Bolt Axle	050353	12.00	-	-	-	-
55 Rim Latch Bolt Spring	050354	12.00	-	-	-	-
55NL CAM RH	050355	35.00	-	-	-	-
55NL CAM LH	050356	35.00	-	-	-	-
55 Axle Retainer Pkg/2	090023	27.00	-	-	-	-
55 Spring Anchor Screw Pkg/10	090024	12.00	-	-	-	-
55 Backplate Screw Pkg/10	090025	12.00	-	-	-	-
55 Rim Center Case Retaining Screw Pkg/2	090022	44.00	-	-	-	-
55 Rim Center Case Retaining Screw Pkg/10	090050	196.00	-	-	-	-
55 Rim Center Case Mounting Pkg	900507	-	12.00	12.00	12.00	12.00
55 Rim 2" Dr SNB Mounting Pkg	900512	-	12.00	12.00	12.00	12.00
Center Case Parts - 5547						
5547 Control Lever	050357	49.00	-	-	-	-
55 Retaining Screw Pkg/10	090051	196.00	-	-	-	-
55 Retaining Screw Pkg/2	090026	44.00	-	-	-	-
55 Case Bushing	050333	15.00	-	-	-	-
5547 Center Case Mounting Pkg	900508	-	12.00	12.00	12.00	12.00
5547 2" Dr SNB Mounting Pkg	900514	-	12.00	12.00	12.00	12.00
5547 Blind Fastener Package	900539	45.00	-	-	-	-

Prices subject to change without notice.

Description	Part. No.	Non-Finished	List Price			
			US10B, US26D	US10	US4	US3, US26, SPBLK
Center Case Kits – 5547-F/5547WDC/5575/5575-F						
5547-F/47WDC/75/75F Lift Member	050360	105.00	–	–	–	–
5547-F/47WDC Lift Member Channel	050359	39.00	–	–	–	–
5547/47-F Latch Release Spring	050362	12.00	–	–	–	–
5547-F/47WDC Spring Anchor	050363	15.00	–	–	–	–
5547-F/47WDC Lift Member Lever	050358	51.00	–	–	–	–
55 Case Bushing	050333	15.00	–	–	–	–
55 Retaining Screw Pkg/10	090051	196.00	–	–	–	–
55 Retaining Screw Pkg/2	090026	44.00	–	–	–	–
55 Spring Anchor Screw Pkg/10	090024	10.00	–	–	–	–
Lift Member Guide Screw Pkg/10	090027	10.00	–	–	–	–
5547-F/5575/75-F Center Case Mounting Pkg	900509	–	12.00	12.00	12.00	12.00
5547WDC Center Case Mounting Pkg	900507	–	12.00	12.00	12.00	12.00
5547WDC 2" Dr SNB Mounting Pkg	900512	–	12.00	12.00	12.00	12.00
5547/75 2" Dr SNB Mounting Pkg	900514	–	12.00	12.00	12.00	12.00
Crossbars						
42" Standard Crossbar Kit	050004	–	219.00	224.00	219.00	231.00
42" Knurled Crossbar Kit	050005	–	353.00	359.00	353.00	381.00
37" Crossbar Reinforcement Kit	050459	118.00	–	–	–	–
End Case						
55R/5575/5547 RHR End Case Kit	050196	–	350.00	381.00	350.00	496.00
55R/5575/5547 LHR End Case Kit	050197	–	350.00	381.00	350.00	496.00
5547/75-F RHR End Case Kit	050198	–	350.00	381.00	350.00	496.00
5547/75-F LHR End Case Kit	050199	–	350.00	381.00	350.00	496.00
RX5547/75/-F LHR End Case Kit	040000	–	660.00	692.00	660.00	810.00
RX5547/75/-F RHR End Case Kit	040001	–	660.00	692.00	660.00	810.00
55 Series End Case Backplate	050364	15.00	–	–	–	–
55 Retaining Screw Pkg/10	090051	196.00	–	–	–	–
55 Retaining Screw Pkg/2	090026	44.00	–	–	–	–
55 End Case Spring Pkg/20	090052	77.00	–	–	–	–
55 End Case Spring Pkg/4	090028	37.00	–	–	–	–
55 End Case Spring Lever	050366	44.00	–	–	–	–
55 Series End Case Mounting Pkg	900507	–	12.00	12.00	12.00	12.00
Lever Arms						
55 R/M/CV LH Lever Arm Kit	050112	–	375.00	400.00	326.00	429.00
55 R/M/CV RH Lever Arm Kit	050136	–	375.00	400.00	326.00	429.00
5547-F/75-F LH Lever Arm Kit	050137	–	375.00	400.00	326.00	429.00
5547-F/75-F RH Lever Arm Kit	050139	–	375.00	400.00	326.00	429.00
55 Wedgetite Screw Pkg/2	090008	10.00	–	–	–	–
55 Wedgetite Screw Pkg/30	090081	51.00	–	–	–	–
Crossbar Tube Attaching Wedge Pkg/2	090020	12.00	–	–	–	–
Crossbar Tube Attaching Ring Pkg/2	090021	15.00	–	–	–	–
55 Dog Screw Pkg/2	090029	22.00	–	–	–	–
55 Dog Screw Pkg/10	090053	70.00	–	–	–	–
227 Dog Key 5/32" Pkg/2	090005	19.00	–	–	–	–
227 Dog Key 5/32" Hex Pkg/10	090085	69.00	–	–	–	–
55 Series Special Hex Key (Reversing Pkg)	103866	12.00	–	–	–	–

Prices subject to change without notice.

55 Series - Parts (continued)

Description	Part. No.	Non-Finished	List Price			
			US10B, US26D	US10	US4	US3, US26, SPBLK
Vertical Latches						
5547-F Soffit Latch Kit	114141	198.00	-	-	-	-
5547-F Release Guide Cover w/Screws	050278	-	196.00	196.00	196.00	266.00
5547/47WDC Bottom Bracket Guide	050370	82.00	-	-	-	-
5547 Rod Connector Rivet Pkg/10	090011	10.00	-	-	-	-
5547WDC Top Plate Screw Pkg Pkg/10	090033	13.00	-	-	-	-
5547-F Plunger Release Brkt Screws Pkg/10	090034	-	20.00	35.00	20.00	20.00
5547-F Flush Tran. Release Screws Pkg/10	090035	-	15.00	15.00	15.00	15.00
5547/47WDC Top Plate	100316	119.00	-	-	-	-
5547 Soffit Latch Mounting Pkg	900502	10.00	-	-	-	-
5547-F Plunger Release Bracket	900576	-	81.00	81.00	81.00	81.00
5547-F Flush Transom Release Brkt w/Screws	900614	-	117.00	117.00	117.00	117.00
5547-F Top Latch Release Screws Pkg/20	PKGSRV.1018	12.00	-	-	-	-
Vertical Rods						
5547 Top Rod Kit 6'8"-8' Door	050053	382.00	-	-	-	-
5547-F Top Rod Kit 6'8"-8' Door	050457	-	382.00	382.00	382.00	382.00
5547WDC Top Rod Kit 6'8"-8' Door	050110	382.00	-	-	-	-
ES5547 Top Latch/Rod Serv Kit	050656	431.00	-	-	-	-
8'-10' Door						
5547 Top Rod Kit 8'-10' Door	050372	406.00	-	-	-	-
5547-F Top Rod Kit 8'-10' Door	050373	-	406.00	406.00	406.00	406.00
5547WDC Top Rod Kit 8'-10' Door	050374	406.00	-	-	-	-
Bottom Rod Kit						
5547 Bottom Rod Kit	050036	382.00	-	-	-	-
5547-F Bottom Rod Kit	050458	382.00	-	-	-	-
5547WDC Bottom Rod Kit	050096	382.00	-	-	-	-
Extension Rod Kit						
5547 Extension Rod Kit 8'-10' Door	051704	28.00	-	-	-	-
5547-F Extension Rod Kit 8'-10' Door	051705	28.00	-	-	-	-
5547WDC Extension Rod Kit 8'-10' Door	051707	28.00	-	-	-	-
5547 Extension Rod Kit 10'-12' Door	050631	92.00	-	-	-	-
5547-F Extension Rod Kit 10'-12' Door	050634	195.00	-	-	-	-
5547WDC Extension Rod Kit 10'-12' Door	050639	195.00	-	-	-	-
5547 Extension Rod Kit 12'-14' Door	050632	92.00	-	-	-	-
5547-F Extension Rod Kit 12'-14' Door	050635	195.00	-	-	-	-
5547WDC Extension Rod Kit 12'-14' Door	050640	203.00	-	-	-	-
5547 Extension Rod Kit 14'-16' Door	050633	92.00	-	-	-	-
5547-F Extension Rod Kit 14'-16' Door	050636	195.00	-	-	-	-
5547WDC Extension Rod Kit 14'-16' Door	050641	195.00	-	-	-	-
Control and Connector						
5547 Rod Control Housing	050367	347.00	-	-	-	-
5547 Top Rod Connector w/Pin	050368	47.00	-	-	-	-
5547 Bottom Rod Connector w/Pin	050369	44.00	-	-	-	-
5547-F Rod Guide Mounting Screws Pkg/10	090018	10.00	-	-	-	-
5547 Rod Connector Pin Pkg/2	090030	13.00	-	-	-	-
5547 Top Rod 1/8 x 5/8 Roll Pin Pkg/10	090032	10.00	-	-	-	-
5547WDC Latch Control	100315	370.00	-	-	-	-
5547-F Bottom Guide Package	100741	82.00	-	-	-	-
5547-F Rod Guide Package	105144	15.00	-	-	-	-
5547-F Rod Set Mounting Package	900541	10.00	-	-	-	-

Prices subject to change without notice.

Parts - 88 Series

Description	Part. No.	Non-Finished	List Price			US3, US26, SPBLK
			US10B, US26D	US10	US4	
Backplate Conversion Kits						
88CK-NL Converts TP,K to NL - Panic	050101	-	54.00	56.00	50.00	58.00
88CK-TP Converts EO,DT,NL,K to TP - Panic	050102	-	67.00	71.00	63.00	77.00
88CK-K/L Converts EO,DT,NL,TP to K or L - Panic	050103	-	116.00	120.00	112.00	129.00
88CK-NL-F Converts TP,K to NL - Fire	050106	-	61.00	62.00	59.00	63.00
88CK-TP-F Converts EO,DT,NL,K to TP - Fire	050107	-	77.00	81.00	67.00	87.00
88CK-K/L-F Converts EO,DT,NL,TP to K or L - Fire	050108	-	116.00	120.00	114.00	129.00
8827CK-TP Converts EO,DT,K to TP - Panic or Fire	050104	208.00	-	-	-	-
8827CK-K/L-K/L-F Converts EO,DT,TP to K or L - Panic or Fire	050200	207.00	-	-	-	-
8827CK-K-NL/K-NL-F	050201	231.00	-	-	-	-
8827CK-TP-NL/TP-NL-F	050202	210.00	-	-	-	-
8827CK-EO/DT/TL	050447	35.00	-	-	-	-

Center Case Kits (includes mounting screws)

88EO/DT/NL Rim Center Case Kit	050409	-	676.00	708.00	568.00	739.00
88TP Rim Center Case Kit	050410	-	676.00	708.00	568.00	739.00
88K/L RHR Center Case Kit	050411	-	676.00	708.00	568.00	739.00
88K/L LHR Center Case Kit	050412	-	676.00	708.00	568.00	739.00
8875 RHR Center Case Kit	050413	-	543.00	557.00	452.00	593.00
8875 LHR Center Case Kit	050414	-	543.00	557.00	452.00	593.00
8827EO/DT/TL Center Case Kit	050415	-	358.00	366.00	334.00	392.00
8827TP Center Case Kit	050416	-	476.00	486.00	415.00	496.00
8827K/L Center Case Kit	050417	-	597.00	625.00	510.00	649.00
8827TP-NL Center Case Kit	050418	-	476.00	486.00	415.00	496.00
8827K-NL Center Case Kit	050419	-	597.00	625.00	510.00	649.00
8875-F RHR Center Case Kit	050420	-	625.00	656.00	513.00	679.00
8875-F LHR Center Case Kit	050421	-	625.00	656.00	513.00	679.00
8847-F RHR Center Case Kit	050422	-	625.00	656.00	513.00	679.00
8847-F LHR Center Case Kit	050423	-	625.00	656.00	513.00	679.00
88EO-F/NL-F RHR Center Case Kit	050424	-	850.00	1,006.00	1,006.00	1,063.00
88EO-F/NL-F LHR Center Case Kit	050425	-	850.00	1,006.00	1,006.00	1,063.00

Center Case Kits (includes mounting screws)

88TP-F RHR Center Case Kit	050426	-	882.00	1,045.00	1,045.00	1,104.00
88TP-F LHR Center Case Kit	050427	-	882.00	1,045.00	1,045.00	1,104.00
88K/L-F RHR Center Case Kit	050428	-	882.00	1,045.00	1,045.00	1,104.00
88K/L-F LHR Center Case Kit	050429	-	882.00	1,045.00	1,045.00	1,104.00
8827EO-F/TL-F Center Case Kit	050430	-	462.00	478.00	382.00	501.00
8827TP-F Center Case Kit	050431	-	670.00	701.00	558.00	733.00
8827K/L-F Center Case Kit	050432	-	703.00	736.00	593.00	768.00
8827TP-NL-F Center Case Kit	050433	-	649.00	681.00	533.00	707.00
8827K-NL-F Center Case Kit	050434	-	717.00	736.00	600.00	783.00

Prices subject to change without notice.

88 Series - Parts (continued)

Description	Part. No.	Non-Finished	List Price			US3, US26, SPBLK
			US10B, US26D	US10	US4	
Center Case Parts - Rim						
* 88 Thumbpiece Lift Replacement Kit	050019	77.00	-	-	-	-
88 Rim Auxiliary Backplate	050260	-	49.00	51.00	49.00	51.00
88-F Master Cam RH	050273	67.00	-	-	-	-
88-F Master Cam LH	050274	67.00	-	-	-	-
88-F Auxiliary Bolt RH	050275	54.00	-	-	-	-
88-F Auxiliary Bolt LH	050276	54.00	-	-	-	-
88 Cylinder Anchor Plate	050331	11.00	-	-	-	-
88 Latchbolt w/Axle Kit	050497	79.00	-	-	-	-
88-F Latchbolt w/Axle Kit	050498	82.00	-	-	-	-
88 Rim Latch Retainer Plate	050499	12.00	-	-	-	-
88 Rim Latch Tail, Spring, Rivet Kit	050500	51.00	-	-	-	-
88 Rim Latch Tail Spring Pkg/10	050393	11.00	-	-	-	-
88 Rim Master Cam	050501	28.00	-	-	-	-
88NL Cylinder Cam	050502	31.00	-	-	-	-
88NL-F Cylinder Cam	050503	28.00	-	-	-	-
88K/L-F Knob Cam Lift	050504	47.00	-	-	-	-
88K/L-F Cylinder Cam	050505	28.00	-	-	-	-
88K/L-F Knob Cam Bracket	050506	94.00	-	-	-	-
88TP/-F Cylinder Cam	050508	15.00	-	-	-	-
88 Rim Latch Bolt Axle Pkg/4	090001	12.00	-	-	-	-
88 Rim Center Case Rivet Pkg/10	090002	12.00	-	-	-	-
88-F Rim Gravity Dog Spring Pkg/5	090009	12.00	-	-	-	-
88K/L-F Retaining Ring Pkg/10	090015	12.00	-	-	-	-
88-F Auxiliary Bolt Return Spring Pkg/5	090017	12.00	-	-	-	-
Hex Socket Wrench 5/32"	113853	9.00	-	-	-	-
88 C/C or E/C Mtg Pkg (CS and MS)	900503	-	13.00	13.00	13.00	13.00
88 C/C or E/C Mtg Pkg (CS Screws)	900504	-	12.00	12.00	12.00	12.00
88 C/C or E/C Mtg Pkg (MS Scr 1-3/4" Dr)	900505	-	11.00	11.00	11.00	11.00
88 C/C or E/C Mtg Pkg (MS Scr 2-1/4" Dr)	900506	-	11.00	11.00	11.00	11.00
88 Rim Latch Retainer Plate Screw Pkg/10	900610	12.00	-	-	-	-
88 Backplate Screw Pkg/4	900613	12.00	-	-	-	-

* For 88TP/TP-F devices shipped after June 2000. For devices shipped before June 2000, replace 050102 for 88TP or 050107 for 88TP-F.

Prices subject to change without notice.

Description	Part. No.	Non-Finished	List Price			
			US10B, US26D	US10	US4	US3, US26, SPBLK
Center Case Parts - Surface Vertical						
88 Cylinder Anchor Plate	050331	11.00	-	-	-	-
8827/27-F Rod Control	050446	94.00	-	-	-	-
8827K/K-NL/TP/TP-NL/-F Cylinder Cam	050448	28.00	-	-	-	-
8827K/K-NL/-F Knob Hub	050449	105.00	-	-	-	-
8827K-NL/TP-NL Backplate Pin Pkg/2	090012	22.00	-	-	-	-
8827/27-F Rod Control Pin Pkg/2	090016	12.00	-	-	-	-
88 C/C or E/C Mtg Pkg (CS and MS)	900503	-	13.00	13.00	13.00	13.00
88 C/C or E/C Mtg Pkg (CS Screws)	900504	-	12.00	12.00	12.00	12.00
88 C/C or E/C Mtg Pkg (MS Scr 1-3/4" Dr)	900505	-	11.00	11.00	11.00	11.00
88 C/C or E/C Mtg Pkg (MS Scr 2-1/4" Dr)	900506	-	11.00	11.00	11.00	11.00
8827 Backplate Screw Pkg	900615	12.00	-	-	-	-
Center Case Parts - Concealed Vertical/Mortise						
8847-F/75/75-F Latch Control LH	050209	186.00	-	-	-	-
8847-F/75/75-F Latch Control RH	050210	186.00	-	-	-	-
8847-F/75/75-F Backplate w/Screws	050211	14.00	-	-	-	-
88 Cylinder Anchor Plate	050331	11.00	-	-	-	-
8847/75-F Flat Point Set Screw Pkg/5	090013	14.00	-	-	-	-
8847-F/75/75-F C/Case Spring Pkg/2	090014	12.00	-	-	-	-
88 C/C or E/C Mtg Pkg (CS and MS)	900503	-	13.00	13.00	13.00	13.00
88 C/C or E/C Mtg Pkg (CS Screws)	900504	-	12.00	12.00	12.00	12.00
88 C/C or E/C Mtg Pkg (MS Scr 1-3/4" Dr)	900505	-	11.00	11.00	11.00	11.00
88 C/C or E/C Mtg Pkg (MS Scr 2-1/4" Dr)	900506	-	11.00	11.00	11.00	11.00
8827 Backplate Screw Pkg	900615	12.00	-	-	-	-
Crossbars						
42" Standard Crossbar Kit	050004	-	219.00	224.00	219.00	231.00
42" Knurled Crossbar Kit	050005	-	351.00	358.00	351.00	380.00
37" Crossbar Reinforcement Kit	050459	118.00	-	-	-	-

Prices subject to change without notice.

88 Series - Parts (continued)

Description	Part. No.	Non-Finished	List Price			
			US10B, US26D	US10	US4	US3, US26, SPBLK
End Case						
88 R/M/V End Case Kit	050435	-	231.00	250.00	196.00	266.00
8827-F/8875-F/8847-F End Case Kit	050436	-	313.00	325.00	264.00	348.00
88-F Rim End Case Kit	050437	-	274.00	295.00	231.00	320.00
88 RX Subminiature Switch	968938	32.00	-	-	-	-
88 End Case Spring Pkg/10	090080	51.00	-	-	-	-
88 End Case Spring Pkg/2	090003	13.00	-	-	-	-
88 End Case Spring Stop Kit	050451	15.00	-	-	-	-
88-F End Case Spring Stop Kit	050452	15.00	-	-	-	-
88/88-F End Case Spring Tube	050476	12.00	-	-	-	-
88/88-F Spring Tube Bracket w/Screws Kit	050477	12.00	-	-	-	-
88 C/C or E/C Mtg Pkg (CS and MS)	900503	-	13.00	13.00	13.00	13.00
88 C/C or E/C Mtg Pkg (CS Screws)	900504	-	12.00	12.00	12.00	12.00
88 C/C or E/C Mtg Pkg (MS Scr 1-3/4" Dr)	900505	-	11.00	11.00	11.00	11.00
88 C/C or E/C Mtg Pkg (MS Scr 2-1/4" Dr)	900506	-	11.00	11.00	11.00	11.00

Lever Arms

88 R/M/V RH Lever Arm Kit	050438	-	183.00	192.00	154.00	196.00
88 R/M/V LH Lever Arm Kit	050439	-	183.00	192.00	154.00	196.00
88-F Rim RH Lever Arm Kit	050440	-	249.00	255.00	219.00	264.00
88-F Rim LH Lever Arm Kit	050441	-	249.00	255.00	219.00	264.00
8827-F/47-F RH Lever Arm Kit	050442	-	249.00	255.00	219.00	264.00
8827-F/47-F LH Lever Arm Kit	050443	-	249.00	255.00	219.00	264.00
8875-F RH Lever Arm Kit	050444	-	249.00	255.00	219.00	264.00
8875-F LH Lever Arm Kit	050445	-	249.00	255.00	219.00	264.00
Axle Security Pin Pkg/50	033022	53.00	-	-	-	-
Axle Security Pin Pkg/10	090007	15.00	-	-	-	-
Dog Screw Pkg/2	090004	20.00	-	-	-	-
Dog Screw Pkg/10	090083	71.00	-	-	-	-
227 Dog Key 5/32" Pkg/2	090005	19.00	-	-	-	-
227 Dog Key 5/32" Pkg/10	090085	69.00	-	-	-	-
Lever Arm Axles Pkg/2	090006	31.00	-	-	-	-
Lever Arm Axles Pkg/10	090082	141.00	-	-	-	-
Wedgetite Screw Pkg/2	090008	10.00	-	-	-	-
Wedgetite Screws Pkg/30	090081	51.00	-	-	-	-
Crossbar Tube Attaching Wedge Pkg/2	090020	12.00	-	-	-	-
Crossbar Tube Attaching Ring Pkg/2	090021	15.00	-	-	-	-
88 Lever Arm Axle Package	103865	67.00	-	-	-	-

Prices subject to change without notice.

Description	Part. No.	Non-Finished	List Price			
			US10B, US26D	US10	US4	US3, US26, SPBLK
Vertical Latches						
8827 LR Top Latch Kit Less Cover	050460	199.00	-	-	-	-
8827 LR Bottom Latch Kit Less Cover	050461	199.00	-	-	-	-
8827-F Top Latch Kit Less Cover	050462	228.00	-	-	-	-
8827-F Bottom Latch Kit Less Cover	050463	228.00	-	-	-	-
8827 PL Top Latch Kit Less Cover	050471	132.00	-	-	-	-
8827 PL Bottom Latch Kit Less Cover	050472	132.00	-	-	-	-
8827-F/47-F Soffit Latch Kit	114141	198.00	-	-	-	-
8827 LR Top Latch Kit w/Cover	050466	-	294.00	304.00	294.00	314.00
8827 LR Bottom Latch Kit w/Cover	050467	-	294.00	304.00	294.00	314.00
8827-F Top Latch Kit w/Cover	050468	-	360.00	374.00	355.00	406.00
8827-F Bottom Latch Kit w/Cover	050469	-	360.00	374.00	355.00	406.00
8827 PL Top Latch Kit w/Cover	050473	-	228.00	235.00	220.00	272.00
8827 PL Bottom Latch Kit w/Cover	050479	-	228.00	235.00	220.00	272.00
8827-F Flush Transom Latch Kit w/Cover	050480	-	374.00	403.00	374.00	417.00
8827 Latch Cover Kit	050464	-	82.00	89.00	82.00	105.00
8827-F Top Latch Cover Kit	050465	-	127.00	132.00	119.00	169.00
8827-F Flush Transom Latch Cover Kit	050481	-	177.00	184.00	177.00	198.00
8827 Latch Special Chassis Nut	050277	12.00	-	-	-	-
8847-F Release Guide Cover w/Screws	050278	-	196.00	196.00	196.00	266.00
8827 LR Top Rod Connector	050279	15.00	-	-	-	-
8827 LR Bottom Rod Connector	050327	15.00	-	-	-	-
8827 Chassis Tie Rod	050328	12.00	-	-	-	-
8827-F Special Chassis Hex Stud	050478	12.00	-	-	-	-
8827-F Plunger Release Bracket	107765	-	70.00	70.00	61.00	70.00
8827 Latch Case Mounting Package	900501	10.00	-	-	-	-
8827/47-F Soffit Latch Mounting Package	900502	10.00	-	-	-	-
8847-F Plunger Release Bracket Package	900576	-	81.00	81.00	81.00	81.00
8847-F Flush Transom Release Brkt Pkg	900614	-	117.00	117.00	117.00	117.00
8827 Latch Case Cover Screw Package	900850	-	12.00	12.00	12.00	12.00
8827-F Flush Transom Latch Screw Pkg	900852	-	31.00	31.00	31.00	31.00

Prices subject to change without notice.

88 Series - Parts (continued)

Description	Part. No.	Non-Finished	List Price				US3, US26, SPBLK
			US26D	US10B	US10	US4	
Vertical Rods							
8827 Top Rod Kit	050453	-	105.00	105.00	121.00	105.00	134.00
8827-F Top Rod Kit	050454	-	105.00	105.00	121.00	105.00	134.00
8827 Bottom Rod Kit	050455	-	105.00	105.00	121.00	105.00	134.00
8827-F Bottom Rod Kit	050456	-	105.00	105.00	121.00	105.00	134.00
8847-F Top Rod Kit - 6'8"-8' Door	050457	-	382.00	382.00	382.00	382.00	382.00
8847-F Bottom Rod Kit	050458	382.00	-	-	-	-	-
8827 One Piece Top Rod - 8'	050662	-	130.00	185.00	201.00	162.00	403.00
8827-F One Piece Top Rod - 8'	050663	-	130.00	185.00	201.00	162.00	403.00
8827 12" Extension Rod Kit	051701	-	28.00	28.00	28.00	28.00	28.00
8827 24" Extension Rod Kit	051703	-	28.00	28.00	28.00	28.00	28.00
8827 36" Extension Rod Kit	050660	-	86.00	132.00	97.00	83.00	296.00
8827 48" Extension Rod Kit	050661	-	101.00	147.00	117.00	97.00	311.00
8847-F Extension Rod Kit - 8'-10' Door	051705	28.00	-	-	-	-	-
8847-F Extension Rod Kit - 10'-12' Door	050634	195.00	-	-	-	-	-
8847-F Extension Rod Kit - 12'-14' Door	050635	195.00	-	-	-	-	-
8847-F Extension Rod Kit - 14'-16' Door	050636	195.00	-	-	-	-	-
8827 Extension Rod Coupling	050093	15.00	-	-	-	-	-
8827 Rod Guide Kit	050482	-	77.00	77.00	79.00	75.00	79.00
8827/27-F Bottom Rod Roll Pin Pkg/10	090010	13.00	-	-	-	-	-
8847/47-F Rod Connector Rivet Pkg/10	090011	10.00	-	-	-	-	-
8847-F Rod Guide Mtg. Screws Pkg/10	090018	10.00	-	-	-	-	-
8847-F Bottom Guide Package	100741	82.00	-	-	-	-	-
8847-F Rod Guide Kit	105140	22.00	-	-	-	-	-
8827 Rod Guide Mounting Package	900534	-	12.00	12.00	19.00	12.00	19.00
8847-F Rod Set Mounting Package	900541	10.00	-	-	-	-	-
8827 PL Top Rod Connector	967341	13.00	-	-	-	-	-

Prices subject to change without notice.

Parts - 98/99 Series

Description	Part. No.	Non-Finished	List Price					US3, ✓US15, US26, 643E
			US28, 313, 315	US26D	✓US32D	US10	US4	
Center Case								
98/99 Rim Center Case Kit Less Cover	050020	438.00	-	-	-	-	-	-
98/99-F Rim Center Case Kit Less Cover	050026	459.00	-	-	-	-	-	-
98/9927/-F Center Case Kit Less Cover	050021	237.00	-	-	-	-	-	-
98/9947/48/-F Center Case Kit Less Cover	050022	607.00	-	-	-	-	-	-
98/9975/-F Center Case Kit Less Cover	050023	170.00	-	-	-	-	-	-
98/99-2 RHR Center Case Kit Less Cover	050024	753.00	-	-	-	-	-	-
98/99-2 LHR Center Case Kit Less Cover	050025	753.00	-	-	-	-	-	-
98/99-F-2 RHR Center Case Kit Less Cover	050027	763.00	-	-	-	-	-	-
98/99-F-2 LHR Center Case Kit Less Cover	050028	763.00	-	-	-	-	-	-
98/9975-2 RHR Center Case Kit Less Cover	050029	293.00	-	-	-	-	-	-
98/9975-2 LHR Center Case Kit Less Cover	050030	293.00	-	-	-	-	-	-
SD98/99/57 RHR Rim Center Case Kit Less Cover	050548	733.00	-	-	-	-	-	-
SD98/99/57 LHR Rim Center Case Kit Less Cover	050549	733.00	-	-	-	-	-	-
SD98/9927 RHR Center Case Kit Less Cover	050550	539.00	-	-	-	-	-	-
SD98/9927 LHR Center Case Kit Less Cover	050551	539.00	-	-	-	-	-	-
SD98/9947/48/49 RHR Center Case Kit Less Cover	050552	753.00	-	-	-	-	-	-
SD98/9947/48/49 LHR Center Case Kit Less Cover	050553	753.00	-	-	-	-	-	-
WS98/9927 Center Case RHR Less Cover	101024	438.00	-	-	-	-	-	-
WS98/9927 Center Case LHR Less Cover	101023	438.00	-	-	-	-	-	-
WS98/9957 Center Case RHR Less Cover	24086894	438.00	-	-	-	-	-	-
WS98/9957 Center Case LHR Less Cover	24086860	438.00	-	-	-	-	-	-
SD98/99 Rim Conversion Kit RHR	050386	-	1058.00	1114.00	1157.00	1157.00	1114.00	1168.00
SD98/99 Rim Conversion Kit LHR	050387	-	1058.00	1114.00	1157.00	1157.00	1114.00	1168.00
98/99-2 Conversion Kit RHR	050388	-	1058.00	1114.00	1157.00	1157.00	1114.00	1168.00
98/99-2 Conversion Kit LHR	050389	-	1058.00	1114.00	1157.00	1157.00	1114.00	1168.00
98/99-F-2 Conversion Kit RHR	050886	-	1239.00	1295.00	1338.00	1338.00	1295.00	1349.00
98/99-F-2 Conversion Kit LHR	050885	-	1239.00	1295.00	1338.00	1338.00	1295.00	1349.00
98/99-2SI Conversion Kit RHR	051883	-	1300.00	1357.00	1398.00	1398.00	1357.00	1411.00
98/99-2SI Conversion Kit LHR	051884	-	1300.00	1357.00	1398.00	1398.00	1357.00	1411.00
98/99-F-2SI Conversion Kit RHR	050884	-	1481.00	1538.00	1579.00	1579.00	1538.00	1592.00
98/99-F-2SI Conversion Kit LHR	050883	-	1481.00	1538.00	1579.00	1579.00	1538.00	1592.00
98/99-2SI Center Case Cover Kit RHR	050831	-	184.00	214.00	241.00	214.00	214.00	255.00
98/99-2SI Center Case Cover Kit LHR	050832	-	184.00	214.00	241.00	214.00	214.00	255.00
98/99/-F Center Case Cover Kit	050071	-	138.00	199.00	208.00	199.00	199.00	228.00
98/9927/27-F Center Case Cover Kit	050072	-	138.00	199.00	208.00	199.00	199.00	228.00
98/9947/47/49/75/75-F Center Case Cover Kit	050073	-	138.00	199.00	208.00	199.00	199.00	228.00
98/9957/-F Center Case Cover Kit	050554	-	138.00	199.00	208.00	199.00	199.00	228.00
98/99-2/SD RHR Center Case Cover Kit	050555	-	179.00	208.00	233.00	208.00	208.00	249.00
98/99-2/SD LHR Center Case Cover Kit	050556	-	179.00	208.00	233.00	208.00	208.00	249.00
98/9975-2 RHR Center Case Cover Kit	050557	-	179.00	208.00	233.00	208.00	208.00	249.00
98/9975-2 LHR Center Case Cover Kit	050558	-	179.00	208.00	233.00	208.00	208.00	249.00
CX-CD/SD98/9927 RHR Center Case Cover Kit	050559	-	179.00	208.00	233.00	208.00	208.00	249.00
CX-CD/SD98/9927 LHR Center Case Cover Kit	050560	-	179.00	208.00	233.00	208.00	208.00	249.00
CX-CD/SD98/9947 RHR Center Case Cover Kit	050562	-	179.00	208.00	233.00	208.00	208.00	249.00
CX-CD/SD98/9947 LHR Center Case Cover Kit	050563	-	179.00	208.00	233.00	208.00	208.00	249.00

For Antimicrobial Finishes add \$7.00 to list. ✓ US32D AND US15 finishes available with Series 98 only.

Prices subject to change without notice.

98/99 Series - Parts (continued)

Description	Part. No.	Non-Finished	List Price					
			US28, 313, 315	US26D	✓US32D	US10	US4	US3, ✓US15, US26, 643E
Center Case (continued)								
Control Link Pin Kit (w/Retaining Ring)	050529	12.00	-	-	-	-	-	-
Control Link Pin Retaining Ring Pkg/10	090107	12.00	-	-	-	-	-	-
Control Link Pin Pkg/10	090031	15.00	-	-	-	-	-	-
NL Drive Screw Pkg/10	090074	19.00	-	-	-	-	-	-
Latchbolt Pin Pkg/10	090079	12.00	-	-	-	-	-	-
Center Case Cover Bracket	050564	15.00	-	-	-	-	-	-
Center Case Reinforcing Bracket	050565	15.00	-	-	-	-	-	-
CD-CX/SD Cylinder Dog Housing	112409	-	141.00	141.00	-	141.00	-	141.00
CX-CD/SD Cylinder Dog Bracket Kit LHR	112456	77.00	-	-	-	-	-	-
CX-CD/SD Cylinder Dog Bracket Kit RHR	112455	77.00	-	-	-	-	-	-
98/99-2 Rim Cylinder Adaptor	114984	-	132.00	132.00	132.00	132.00	132.00	132.00
98/9975-2 LHR Cylinder Adaptor	113100	-	209.00	209.00	209.00	209.00	209.00	209.00
98/9975-2 RHR Cylinder Adaptor	113101	-	209.00	209.00	209.00	209.00	209.00	209.00
Center Case Cover Screws	900892	-	12.00	-	12.00	12.00	12.00	-
Center Case Cover Bearing Insert-Bracket	969889	12.00	-	-	-	-	-	-

Cover Plate / Conversion Kits

99 Hex Dog Conversion Kit fits 3' to 4'	050114	-	71.00	-	-	71.00	71.00	71.00
98 Hex Dog Conversion Kit fits 3' to 4'	050117	-	71.00	-	71.00	71.00	71.00	71.00
99 CD Conversion Kit fits 3' to 4'	050115	-	94.00	-	-	94.00	94.00	94.00
98 CD Conversion Kit fits 3' to 4'	050132	-	94.00	-	94.00	94.00	94.00	94.00
98 CDSI Kit 3' / 4'	040078/040079	-	310.00	310.00	310.00	310.00	310.00	310.00
98 HDSI Kit 3' / 4'	040080/040081	-	223.00	223.00	223.00	223.00	223.00	223.00
99 CDSI Kit 3' / 4'	040082/040083	-	310.00	310.00	-	310.00	310.00	310.00
99 HDSI Kit 3' / 4'	040084/040085	-	223.00	223.00	-	223.00	223.00	223.00
CDSI/HDSI Configuration Pkg	900416-00	16.00	-	-	-	-	-	-
99 Fire or Less Dogging Cover Plate Kit fits 3' to 4'	050589	-	44.00	-	-	44.00	44.00	44.00
98 Fire or Less Dogging Cover Plate Kit fits 3' to 4'	050588	-	44.00	-	44.00	44.00	44.00	44.00
99 ALK Cover Plate Kit fits 3' to 4'	050569	-	104.00	-	-	104.00	104.00	104.00
98 ALK Cover Plate Kit fits 3' to 4'	050570	-	104.00	-	-	104.00	104.00	104.00
CX99 Cover Plate Kit fits 3' to 4' - Ordered before 8/17/2015	050572	-	104.00	-	-	104.00	104.00	104.00
CX98 Cover Plate Kit fits 3' to 4' - Ordered before 8/17/2015	050573	-	104.00	-	104.00	104.00	104.00	104.00
CX99 Cover Plate Kit fits 3' to 4' - Ordered after 8/17/2015	040093	-	104.00	-	-	104.00	104.00	104.00
CX98 Cover Plate Kit fits 3' to 4' - Ordered after 8/17/2015	040094	-	104.00	-	104.00	104.00	104.00	104.00
99 CI Kit 3'	050770	-	264.00	-	-	264.00	264.00	264.00
98 CI Kit 3'	050771	-	264.00	-	264.00	264.00	264.00	264.00
99 CI Kit 4'	050772	-	264.00	-	-	264.00	264.00	264.00
98 CI Kit 4'	050773	-	264.00	-	264.00	264.00	264.00	264.00
99 DI Kit 3'	050766	-	243.00	-	-	243.00	243.00	243.00
98 DI Kit 3'	050767	-	243.00	-	243.00	243.00	243.00	243.00
99 DI Kit 4'	050768	-	243.00	-	-	243.00	243.00	243.00
98 DI Kit 4'	050769	-	243.00	-	243.00	243.00	243.00	243.00
98/9947WDC Conversion Kit - Panic Only	050134	-	337.00	-	272.00	277.00	308.00	370.00

✓ US32D AND US15 finishes available with Series 98 only.
For Antimicrobial Finishes add \$7.00 to list.

Prices subject to change without notice.

(continued) **Parts - 98/99 Series**

List Price

US3,
✓US15,
US26,
315,
643e

Description	Part. No.	Non-Finished	US28, 313	US26D	✓US32D	US10	US4	
End Cap								
98/99 Impact Resistant End Cap Kit	050014	-	79.00	86.00	97.00	97.00	87.00	87.00
98/99 Impact Resistant End Cap Scr Pkg	900597	-	-	12.00	12.00	15.00	12.00	12.00
98/99 Impact Resistant End Cap Bracket	050524	11.00	-	-	-	-	-	-

Push Bar

* 98/99 Push Bar Retrofit Kit - 3' Dr	See Note	-	202.00	239.00	363.00	326.00	316.00	373.00
* 98/99 Push Bar Retrofit Kit - 4' Dr	See Note	-	217.00	262.00	378.00	341.00	326.00	386.00
98/99 Push Bar Guide Pkg/10	090049	13.00	-	-	-	-	-	-

* To order, specify device type, size, finish. Example: PBKIT 99 3' US28

Mechanism Case	Part. No.	Non-Finished	SP313, 315, US28,	US26D	✓US32D	US10	US4	US3, ✓US15, US26
99 Series Mechanism Case - 3' Door	968144	-	141.00	-	-	176.00	176.00	200.00
99 Series Mechanism Case - 4' Door	968146	-	200.00	-	-	230.00	230.00	260.00
98 Series Mechanism Case - 3' Door	970191	-	141.00	-	183.00	176.00	176.00	200.00
98 Series Mechanism Case - 4' Door	970192	-	200.00	-	245.00	230.00	230.00	260.00
CD/SS Cylinder Mtg Kit	107813	-	-	58.00	-	61.00	61.00	67.00
CD/SS Cylinder Locating Washer Pkg	050490	15.00	-	-	-	-	-	-
CD/SS Mortise Cylinder Collar Pkg	050525	-	-	44.00	-	52.00	44.00	52.00
CD/SS Cylinder Lock Nut Pkg	050526	13.00	-	-	-	-	-	-
CD Actuator Pkg/2	090045	12.00	-	-	-	-	-	-
CD Dogging Plug Pkg/2	090046	11.00	-	-	-	-	-	-
227 Dog Key 5/32" Pkg/10	090085	69.00	-	-	-	-	-	-
Mechanism Case Brkt Screw Pkg/10	090073	10.00	-	-	-	-	-	-
98/99 Rim/75 98/9927-F Mtg. Pkg. 1 3/4"-2 1/4" Dr	900561	12.00	-	-	-	-	-	-
98/99 Rim, 98/9927-F Mtg. Pkg. >2 1/4"-2 3/4" Dr	900424	85.00	-	-	-	-	-	-
98/99 Rim, 98/9927-F Mtg. Pkg. >2 3/4"-3 1/4" Dr	900425	85.00	-	-	-	-	-	-
98/99 Rim, 98/9927-F Mtg. Pkg. >3 1/4"-3 3/4" Dr	900426	85.00	-	-	-	-	-	-
98/99 Rim, 98/9927-F Mtg. Pkg. >3 3/4"-4 1/4" Dr	900427	85.00	-	-	-	-	-	-
98/9927/27-F Mtg. Pkg. 2 1/4" Door	900568	12.00	-	-	-	-	-	-

✓ US32D AND US15 finishes available with Series 98 only.
For Antimicrobial Finishes add \$7.00 list

Prices subject to change without notice.

98/99 Series - Parts (continued)

Description	Part. No.	Non-Finished	List Price	
			US28, 313 US10, US4	US3, US26, 643E
Baseplate				
Shock Absorber Pkg	050491	30.00	-	-
Baseplate Screw Pkg/10	090037	11.00	-	-
Baseplate Bumper Pkg/4	090038	11.00	-	-
Baseplate Return Spring Pkg/10	090039	12.00	-	-
Hex Dogging Shaft Pkg/2	090040	12.00	-	-
Dogging Spring Pkg/2	090041	11.00	-	-
Dogging Adaptor Spring Pkg/2	090042	15.00	-	-
Dogging Adaptor Pkg/2	090043	12.00	-	-
Dogging Hook Pkg/2	090044	12.00	-	-
Baseplate Bearing Strip Pkg/2	090048	12.00	-	-
227 Dog Key 5/32" Pkg/2	090005	19.00	-	-
227 Dog Key 5/32" Pkg/10	090085	69.00	-	-
98/9927-F LBR Latch Spring Pkg/10	090088	20.00	-	-
EL Dogging Rod Kit - 3'	050531	58.00	-	-
EL Dogging Rod Kit - 4'	050532	58.00	-	-
EL 6' Cable and Connector	110388	45.00	-	-
EL Potted Circuit Breaker	050534	296.00	-	-
EL Solenoid/Plunger	050535	327.00	-	-
HD-EL Solenoid	050536	327.00	-	-
HD-EL Solenoid Plunger	050537	120.00	-	-
EL Dogging Rod Retainer	050538	13.00	-	-
EL Receptacle Connector	050539	12.00	-	-
EL Female Terminal	050540	12.00	-	-
HD-EL Dog Screw	050541	15.00	-	-
HD-EL Solenoid Bracket	050542	26.00	-	-
HD-EL Dogging Spring	050543	15.00	-	-
SS Cable	050544	132.00	-	-
SS Housing	050545	441.00	-	-
CX99-RCM Kit Less Module - Ordered after 8/17/2015	040198	-	250.00	-
CX98-RCM Kit Less Module - Ordered after 8/17/2015	040199	-	250.00	-
CX Solenoid & Plunger	050533	293.00	-	-
Chexit Wiring Assembly - Ordered after 8/17/2015	040191	191.00	-	-
Sign 15 Second - Chexit/DE5300	113781	56.00	-	-
Sign 30 Second - Chexit/DE5300	113782	60.00	-	-

Prices subject to change without notice.

(continued) **Parts - 98/99 Series**

Description	Part. No.	Non-Finished	List Price					
			US28	US26D	✓US32D	313, 315	US4, US10	US3, ✓US15, US26, 643e
Vertical Latches								
* 98/9927/98/9957 Top Latch Retrofit Kit W/SNB	050091	-	141.00	141.00	141.00	141.00	141.00	141.00
* 98/9927/98/9957 Bottom Latch Retrofit Kit W/SNB	050090	-	141.00	141.00	141.00	141.00	141.00	141.00
98/9927/98/9957 Top Latch Kit Less Cover	050400	141.00	-	-	-	-	-	-
98/9927/98/9957 Bottom Latch Kit Less Cover	050401	141.00	-	-	-	-	-	-
98/9927/98/9957 Pullman Latch Kit Less Cover	050402	141.00	-	-	-	-	-	-
98/9947 Top Latch Kit	050492	274.00	-	-	-	-	-	-
98/9947 Bottom Latch Kit	050493	222.00	-	-	-	-	-	-
ES98/9947 Top Latch Kit	050128	200.00	-	-	-	-	-	-
** 98/9948 Top Latch Kit - (non EL)	050494	400.00	-	-	-	-	-	-
** EL98/9948 Top Latch Kit	050516	378.00	-	-	-	-	-	-
** 98/9948 Bottom Latch Kit	050495	430.00	-	-	-	-	-	-
98/9948 Latch Retrofit Kit - (non EL)	050047	670.00	-	-	-	-	-	-
98/9948-F Latch Retrofit Kit - (non EL)	050048	670.00	-	-	-	-	-	-
EL98/9948 Latch Retrofit Kit	050522	670.00	-	-	-	-	-	-
EL98/9948-F Latch Retrofit Kit	050523	670.00	-	-	-	-	-	-
98/9927/98/9957/27-F Latch Case Cover Kit	050566	-	52.00	67.00	-	52.00	61.00	71.00
98/9927/98/9957/27-F Latch Cover Screw Pkg.	900850	-	-	12.00	12.00	12.00	12.00	12.00
98/9927/98/9957 Top Latch Compression Spring Pkg/10	090056	12.00	-	-	-	-	-	-
98/9927/98/9957 Top Latch Spring Pkg/10	090057	12.00	-	-	-	-	-	-
98/9927/98/9957 Bolt Return Spring Pkg/10	090065	12.00	-	-	-	-	-	-
98/9927/98/9957 Top Latch Aux. Bolt Spring Pkg/10	090076	12.00	-	-	-	-	-	-
LBR Fire Latch/Strike Kit	050171	446.00	-	-	-	-	-	-
98/9927/98/9957-F AFL Strike Hole Plug	050509	11.00	-	-	-	-	-	-
98/9927/98/9957 Latch Mtg Bracket Kit	050546	28.00	-	-	-	-	-	-
98/9927/98/9957 Std 1-3/4"-2-1/4" Latch Mtg Pkg/4	900589	12.00	-	-	-	-	-	-
98/9927/98/9957 Latch Mtg. Pkg/2 for >2-1/4" - 2-3/4" Dr	900521	85.00	-	-	-	-	-	-
98/9927/98/9957 Latch Mtg. Pkg/2 for >2-3/4" - 3-1/4" Dr	900522	85.00	-	-	-	-	-	-
98/9927/98/9957 Latch Mtg. Pkg/2 for >3-1/4" - 3-3/4" Dr	900523	112.00	-	-	-	-	-	-
98/9927/98/9957 Latch Mtg. Pkg/2 for >3-3/4" - 4-1/4" Dr	900524	112.00	-	-	-	-	-	-
98/9927/98/9957-F LBR Latch Mounting Package	900980	11.00	-	-	-	-	-	-
WS98/9927 Soffit Release Bracket Package	900241	30.00	-	-	-	-	-	-
WS98/9927 Latch Mounting Package	900242	-	-	-	29.00	29.00	29.00	29.00
98/9947 Latch Mounting Bracket Kit	109324	54.00	-	-	-	-	-	-
** 98/9948 Latch Mounting Bracket Kit	112868	61.00	-	-	-	-	-	-
98/9947 Latch Brkt Mtg. Screw (Latch) Pkg/6	090059	12.00	-	-	-	-	-	-
98/9947 Latch Brkt Mtg. Screw (Door) Pkg/6	090061	12.00	-	-	-	-	-	-
98/9947/48 Latch Linkage Pin Retaining Ring Pkg/10	090063	12.00	-	-	-	-	-	-
98/9947 Latch Link Pin Pkg/10	090064	12.00	-	-	-	-	-	-
98/9947 Bolt Return Spring Pkg/10	090065	12.00	-	-	-	-	-	-
98/9947 Top Latch Compression Spring Pkg/10	090066	11.00	-	-	-	-	-	-
98/9947WDC/WDC-F Auxiliary Mtg. Package	900856	12.00	-	-	-	-	-	-
98/9947WDC Offset Link Pkg	900871	12.00	-	-	-	-	-	-
98/9927 RG/Latch Mtg. Pkg 2-1/4" - 2-3/4"	900527	-	-	101.00	-	122.00	160.00	-
98/9927 RG/Latch Mtg. Pkg 2-3/4" - 3-1/4"	900528	-	-	101.00	-	122.00	160.00	-
98/9927 RG/Latch Mtg. Pkg 3-1/4" - 3-3/4"	900529	-	-	122.00	-	144.00	176.00	-
98/9927 RG/Latch Mtg. Pkg 3-3/4" - 4-1/4"	900530	-	-	122.00	-	144.00	176.00	-

* For Devices shipped before October, 1998

**For service replacement only. Refer to Retrofit Kits 050047, 050048, 050522 and 050523 to convert 98/9947 Device to 98/9948.

✓ US32D AND US15 finishes available with Series 98 only.

Prices subject to change without notice.

98/99 Series - Parts (continued)

List Price

Description	Part. No.	Non-Finished	List Price								
			US28	US26D	✓US32D	313	315	US10	US4	US3, US26, 643E	✓US15
Vertical Rods											
9927/9957 Top Rod Kit	050512	-	77.00	-	-	89.00	105.00	105.00	105.00	105.00	105.00
9827/9857 Top Rod Kit	050513	-	77.00	-	89.00	89.00	105.00	105.00	105.00	105.00	105.00
WS98/9927 Top Rod	101025	-	-	-	157.00	157.00	157.00	157.00	335.00	335.00	335.00
9927/9957 Bottom Rod Kit	050514	-	77.00	-	-	89.00	105.00	105.00	105.00	105.00	105.00
9827/9857 Bottom Rod Kit	050515	-	77.00	-	89.00	89.00	105.00	105.00	105.00	105.00	105.00
WS98/9927 Bottom Rod	101026	-	-	-	157.00	157.00	157.00	157.00	335.00	335.00	335.00
98/9947/48 Adj. Top Rod Kit - 6'8"-8'4" Dr	050574	89.00	-	-	-	-	-	-	-	-	-
98/9947/48 Bottom Rod Kit	050575	89.00	-	-	-	-	-	-	-	-	-
98/9947WDC Top Rod - 6'8"-8'4" Dr	050582	154.00	-	-	-	-	-	-	-	-	-
98/9947WDC Bottom Rod	050583	154.00	-	-	-	-	-	-	-	-	-
9927/9957 One Piece Top Rod Kit - 8'	050650	-	225.00	225.00	-	225.00	225.00	144.00	114.00	225.00	225.00
9927/9957 One Piece Top Rod Kit - 10'	050651	-	249.00	249.00	-	249.00	244.00	157.00	138.00	244.00	244.00
9927/9957 One Piece Top Rod Kit - 12'	050652	-	264.00	264.00	-	264.00	274.00	175.00	162.00	274.00	274.00
9827/9857 One Piece Top Rod Kit - 8'	050653	-	225.00	225.00	225.00	225.00	225.00	144.00	114.00	225.00	225.00
9827/9857 One Piece Top Rod Kit - 10'	050654	-	249.00	249.00	249.00	249.00	244.00	157.00	138.00	244.00	244.00
9827/9857 One Piece Top Rod Kit - 12'	050655	-	264.00	264.00	264.00	264.00	274.00	175.00	162.00	274.00	274.00
9927/9957 Extension Rod 36" Kit	051802	-	28.00	28.00	-	28.00	28.00	28.00	28.00	28.00	28.00
9827/9857 Extension Rod 36" Kit	051810	-	28.00	28.00	28.00	28.00	28.00	28.00	28.00	28.00	28.00
9927/9957 Extension Rod 60" Kit	050642	-	131.00	131.00	-	131.00	244.00	242.00	160.00	252.00	252.00
9827/9857 Extension Rod 60" Kit	050644	-	131.00	131.00	135.00	135.00	264.00	250.00	165.00	264.00	135.00
WS98/9927/57 Extension Rod 12" Kit	051812	-	-	-	28.00	28.00	28.00	28.00	28.00	28.00	28.00
98/9947/48 Extension Rod Kit - Adj 8'4"-10'	051808	28.00	-	-	-	-	-	-	-	-	-
98/9947/48 Extension Rod Kit - Adj 10'-11'8"	050622	93.00	-	-	-	-	-	-	-	-	-
98/9947/48 Extension Rod Kit - Adj 11'8"-13'4"	050623	93.00	-	-	-	-	-	-	-	-	-
98/9947/48 Extension Rod Kit - Adj 13'4"-15'	050624	105.00	-	-	-	-	-	-	-	-	-
98/9927/98/9957-F Rod Guide Assembly	112063	-	51.00	61.00	61.00	51.00	51.00	81.00	81.00	121.00	121.00
98/9927/98/9957-F Rod Guide Mtg. Package	900919	-	-	12.00	12.00	12.00	12.00	12.00	12.00	12.00	12.00
98/9927/98/9957 Rod Roll Pin Pkg/10	090054	13.00	-	-	-	-	-	-	-	-	-
98/9927/98/9957 Rod Connector-Latch Pkg/2	090067	19.00	-	-	-	-	-	-	-	-	-
98/9927/98/9957 Rod Connector-C/Case Pkg/2	090068	19.00	-	-	-	-	-	-	-	-	-
98/9927/98/9957 Top or Bottom Rod Connector	050547	10.00	-	-	-	-	-	-	-	-	-
* 98/9947 Rod Connecting Screw Pkg/2	090071	15.00	-	-	-	-	-	-	-	-	-
98/9948 Rod Connecting Screw Pkg/2	090072	15.00	-	-	-	-	-	-	-	-	-
98/9927/98/9957 Rod Extension Connector Pkg/4	090075	13.00	-	-	-	-	-	-	-	-	-
98/9947 Ratchet Release Kit	106222	-	132.00	-	132.00	132.00	132.00	132.00	132.00	-	-
98/9947 Ratchet Release Spacer 1/8"	970978	-	20.00	-	20.00	20.00	-	20.00	20.00	-	-
98/9947 Ratchet Lever Spring Pkg/2	090069	11.00	-	-	-	-	-	-	-	-	-
98/9947 Ratchet Release Screw Pkg/2	090070	15.00	-	-	-	-	-	-	-	-	-
98/9947 Rod Adjusting Package	900620	20.00	-	-	-	-	-	-	-	-	-
98/9947 Adjusting Screw LBR Package	900898	12.00	-	-	-	-	-	-	-	-	-
98/9947 1/2" Insulclad Kit	051841	153.00	-	-	-	-	-	-	-	-	-
98/9947 1/4" Insulclad Kit	051842	253.00	-	-	-	-	-	-	-	-	-

* For Devices shipped after July, 1997

✓ US32D AND US15 finishes available with Series 98 only.

Quiet Mechanical Retrofit Kits

QM Rim Device Kit (98/99, 33A/35A)	47259560	185.00	-	-	-	-	-	-	-	-
QM SVR Device Kit (98/9927, 3327A/3527A)	47263418	185.00	-	-	-	-	-	-	-	-
QM 996 -R/V trim Kit	47260610	215.00	-	-	-	-	-	-	-	-
Damper Assembly, 996	472529557	60.00	-	-	-	-	-	-	-	-

Prices subject to change without notice.

Description	Part No.	List Price	
Vertical Latches			
49 Top Latch Assembly	24090110	248.00	
49 Bottom Latch Assembly	24090128	268.00	
Centerslide Kits			
98/9949 Centerslide Kit	24090144	381.00	
49 Cable*			
Top Cable Assembly	Door Opening Heights 6'0" to 6'10"	47250398	216.00
Top Cable Assembly	Door Opening Heights 6'10" to 8'0"	47250175	216.00
Top Cable Assembly	Door Opening Heights >8'0" to 9'2"	47250176	216.00
Top Cable Assembly	Door Opening Heights >9'2" to 10'4"	47250177	216.00
Bottom Cable Assembly	Door Opening Heights 6'0" to 6'10"	47250403	216.00
Bottom Cable Assembly	Door Opening Heights 6'10" to 8'0"	47250178	216.00
Bottom Cable Assembly	Door Opening Heights >8'0" to 9'2"	47250179	216.00
Bottom Cable Assembly	Door Opening Heights >9'2" to 10'4"	47250180	216.00
Replacement Cable Kit (10' core wire, end fitting, and sizing templates)	47250968	89.00	
For door opening heights more than 10', consult factory. Consult customer support for non-standard center lines or if a threshold is installed.			
* For Complete 49 Cable System kits, see Page 68.			
Mounting Packages			
49 Bottom Mounting Package	23946437	105.00	
49 Top Mounting Package	23946429	94.00	
98/9949 HM/AL Centerslide Mounting	23946445	105.00	
Misc.			
Cable Removal Tool - qty 1	24052979	14.00	
Cable Removal Tool - Pkg/10	24090706	114.00	
338 Filler Plate	24230914	85.00	
Spacer Block Kit 3/4" undercut	24231516	29.00	

Prices subject to change without notice.

98/9950WDC Series - Parts

Description	Part. No.	List Price
Vertical Latches		
Top Latch Kit with mounting pack	48968820	348.00
Bottom Latch Kit with mounting pack	48968838	291.00
Centerslide Kits		
9950WDC Centerslide kit with mounting pack	48973291	571.00
Fire Kits		
98/9950WDC-F Fire Kit (fire barrier, intumescent for scalp plate and barrier, mounting packs)	48968861	231.00
Mounting Kit		
Top ,Bottom, and centerslide Mounting Pkg	24685505	29.00
Top Latch Mounting Kit	49000409	12.00
Bottom Latch Mounting Kit	49000391	12.00
Cables		
TOP CABLE 6'8"-7'0" WDC	24648180	52.00
TOP CABLE 7'1"-8'0" WDC	24647273	52.00
TOP CABLE 8'1"-9'0" WDC	24647281	59.00
TOP CABLE 9'1"-10'0" WDC	24647299	59.00
BOTTOM CABLE WDC	24647265	52.00
Fire Pin Kit		
50WDC Fire pin Kit (current fire pin , fire pin sleeve, fire pin strike)	48968887	157.00
Lift Finger Kit		
98/9950WDC Finger Kit	47258386	69.00
98/9950WDC Lift Finger Retrofit Kit	47260629	144.00

Prices subject to change without notice.

Parts - XP98/99 Series

Description	Part. No.	Non-Finished	US28, 313, 315	List Price					US3, ✓US15, US26
				US26D	US32D	US10	US4		
Center Case									
XP98/99R Center Case Kit Less Cover	050689	487.00	-	-	-	-	-	-	-
XP98/99R/-F Center Case Kit Less Cover	050690	506.00	-	-	-	-	-	-	-
XP98/99/-F Center Case Cover Kit	050691	-	-	199.00	209.00	199.00	199.00	228.00	-
XP98/99/-F Center Case Cover Bracket	050692	27.00	-	-	-	-	-	-	-
Retrofit Kits									
XP99-909	050676	-	912.00	945.00	980.00	938.00	938.00	1041.00	-
XP99-954	050675	-	1014.00	1047.00	1081.00	1041.00	1041.00	1121.00	-
XP98/99 Retrofit Kit Mounting Package	900297	21.00	-	-	-	-	-	-	-
XP98/99-2SI Conversion Kit RHR	090599	-	1430.00	1492.00	1538.00	1538.00	1492.00	1553.00	-
XP98/99-2SI Conversion Kit LHR	090600	-	1430.00	1492.00	1538.00	1538.00	1492.00	1553.00	-
XP98/99-2 Conversion Kit RHR	090601	-	1163.00	1226.00	1273.00	1273.00	1226.00	1285.00	-
XP98/99-2 Conversion Kit LHR	090602	-	1163.00	1226.00	1273.00	1273.00	1226.00	1285.00	-
XP98/99-F-2SI Conversion Kit RHR	090794	-	1611.00	1673.00	1719.00	1719.00	1673.00	1734.00	-
XP98/99-F-2SI Conversion Kit LHR	090795	-	1611.00	1673.00	1719.00	1719.00	1673.00	1734.00	-
XP98/99-F-2 Conversion Kit RHR	090796	-	1344.00	1407.00	1454.00	1454.00	1407.00	1467.00	-
XP98/99-F-2 Conversion Kit LHR	090797	-	1344.00	1407.00	1454.00	1454.00	1407.00	1467.00	-
Mechanism Case									
XP98/99 Rim Mtg. Pkg for >2-1/4" - 2-3/4" Dr	900424	85.00	-	-	-	-	-	-	-
XP98/99 Rim Mtg. Pkg for >2-3/4" - 3-1/4" Dr	900425	85.00	-	-	-	-	-	-	-
XP98/99 Rim Mtg. Pkg for >3-1/4" - 3-3/4" Dr	900426	85.00	-	-	-	-	-	-	-
XP98/99 Rim Mtg. Pkg for >3-3/4" - 4-1/4" Dr	900427	85.00	-	-	-	-	-	-	-

US32D AND US15 finishes available with XP98 only.

✓ US15 finish available with Series 35 and 98 controls only

Prices subject to change without notice.

94/95 INPACT Series - Parts

Description	Part. No.	Non-Finished
Center Case		
94/9547/48/75 Center Case	CASE.107	229.00
Control Link Pin Kit (w/Retaining Ring)	050585	11.00
Control Link Pin Retaining Ring Pkg/10	090107	12.00
Main Control Link	971712	15.00

Description	Part. No.	Non-Finished	List Price					
			US19	US28	US26D	313	US10	US4

Mechanism Case

94/9547/48/75 End Cap Package	ECAP.115	-	94.00	-	-	-	-	-	-
INPACT Device Mounting Package	PKGMTG.1001	31.00	-	-	-	-	-	-	-
9547/48/75-F Pushpad	971655	-	-	-	-	-	-	-	313.00
9447/48/75-F Pushpad	971656	-	-	-	-	-	-	-	313.00
Dogging Clip	971659	36.00	-	-	-	-	-	-	-
Dogging Clip Spring	971664	12.00	-	-	-	-	-	-	-
9547/48/75 Pushpad	971763	-	-	235.00	265.00	252.00	291.00	280.00	-
9447/48/75 Pushpad	971764	-	-	235.00	265.00	252.00	291.00	280.00	-
9547/48-F/75-F Pushpad	971765	-	-	235.00	265.00	252.00	291.00	280.00	-
9447/48-F/75-F Pushpad	971766	-	-	235.00	265.00	252.00	291.00	280.00	-
Baseplate Link Pin	971706	15.00	-	-	-	-	-	-	-
9547/48/75 Pushpad	971709	-	-	-	-	-	-	-	313.00
9447/48/75 Pushpad	971710	-	-	-	-	-	-	-	313.00
94/95 EL Kit Hardware	900626	37.00	-	-	-	-	-	-	-
94/95 Dogging Bracket Assembly	BRKT.131	52.00	-	-	-	-	-	-	-

Description	Part. No.	Non-Finished	List Price			
			US28	313	US10	US4

Vertical Rod and Latches

94/9547/-F Rod Adjustment Kit	KIT.1001	29.00	-	-	-	-
94/9547/-F Rod Adj. Kit - LBR	KIT.1002	19.00	-	-	-	-
94/9547/-F Top Rod Kit	RODASY.121	89.00	-	-	-	-
94/9547/-F Bottom Rod Kit	RODASY.122	89.00	-	-	-	-
94/9547/-F Extension Rod Kit	051808	28.00	-	-	-	-
94/9547/-F Top Latch Kit	050492	274.00	-	-	-	-
94/9547/-F Bottom Latch Kit	050493	222.00	-	-	-	-
94/9547/-F Ratchet Release Kit	106222	-	132.00	132.00	132.00	132.00
94/9547/-F Latch Mtg. Bracket Kit	109324	54.00	-	-	-	-

Prices subject to change without notice.

Parts - 7500 Series Mortise Lock

Description	Part. No.	Non-Finished	List Price				
			US32D	US4, US10B, US19	US10	US3	US32
* E7500 Solenoid Replacement Kit 12VDC FSE	050212	236.00	-	-	-	-	-
* E7500 Solenoid Replacement Kit 12VDC FS	050213	236.00	-	-	-	-	-
* E7500 Solenoid Replacement Kit 24VDC FSE	050214	236.00	-	-	-	-	-
* E7500 Solenoid Replacement Kit 24VDC FS	050215	236.00	-	-	-	-	-
E/SS7500 Female Terminal	050540	12.00	-	-	-	-	-
7500 Auxiliary Bolt Link Sub-Assembly	109347	38.00	-	-	-	-	-
E7500 Hook-up Wire Assy	114140	62.00	-	-	-	-	-
SS7500 Wire Harness Switch Sub-Assembly	114294	101.00	-	-	-	-	-
7500 Latchbolt and Faceplate Sub-Assembly	109773	69.00	-	-	-	-	-
E7500 Switch Connector Assembly	110744	126.00	-	-	-	-	-
7500-2 Cylinder Plug Assembly	111943	183.00	-	-	-	-	-
7500 Lock Mounting Pkg	900532	-	12.00	12.00	12.00	12.00	-
7500 Scalp Plate - 8-32 x 3/8" FPHMS	963080	-	12.00	12.00	12.00	12.00	-
7500 Hsg. Cover - 8-32 x 3/8" UFPHMS	964330	12.00	-	-	-	-	-
7500 Housing 8-32 x 3/8" PPH TF	964390	7.50	-	-	-	-	-
7500 Cyl. Set - 8-32 x 2" Fill SHMS	963954	12.00	-	-	-	-	-
#8 SAE Flat Washer	963984	12.00	-	-	-	-	-
E7500 FSE Roll Pin - 3/32 x 9/16"	964035	12.00	-	-	-	-	-
7500 Auxiliary Bolt	968668	51.00	-	-	-	-	-
7500 Deadlocking Spring	968748	12.00	-	-	-	-	-
7500 Trim Bolt Retractor	968761	12.00	-	-	-	-	-
7500 Thumb Latch Lift	968763	12.00	-	-	-	-	-
7500 Knob Cam	968765	39.00	-	-	-	-	-
7500 Scalp Plate	968766	-	125.00	-	-	-	187.00
7500 Scalp Plate	970872	-	-	129.00	129.00	187.00	-
E/SS7500 Switch Insulator	968770	12.00	-	-	-	-	-
7500 Deadlock Release Arm	968773	28.00	-	-	-	-	-
7500 Auxiliary Bolt Spring	968935	12.00	-	-	-	-	-
7500 Latchbolt Collar	968939	27.00	-	-	-	-	-
7500 Latch Return Spring	969089	12.00	-	-	-	-	-
E7500 FSE Torsion Spring	969107	12.00	-	-	-	-	-
7500 Trim Lock Slide Spring	969364	12.00	-	-	-	-	-
7500 Latch Return Spring Guide	969610	12.00	-	-	-	-	-
7500 Trim Lock Spring Guide	970188	12.00	-	-	-	-	-
7500 Crossbar Input Arm	970318	27.00	-	-	-	-	-
E7500 FS Trim Lock Slide Spring	970546	12.00	-	-	-	-	-
7500 Stem Support	970735	12.00	-	-	-	-	-
E7500 Lever Screw	970861	15.00	-	-	-	-	-
E7500 Lever Spacer	970862	12.00	-	-	-	-	-
E7500 FS Trim Lock Lever	972549	13.00	-	-	-	-	-
E7500 Solenoid Spring	971320	11.00	-	-	-	-	-
7500 Housing Cover	971822	49.00	-	-	-	-	-
7500 Trim Lock Actuator	968793	12.00	-	-	-	-	-
7500-2 Trim Lock Actuator	970531	30.00	-	-	-	-	-
7500-IN Rod Connector	971832	75.00	-	-	-	-	-
CONN 7500 Adapter Harness	106181	30.00	-	-	-	-	-

*For Mortise Lock shipped after 1992. For Mortise Locks shipped before 1992, entire Lock must be replaced

Prices subject to change without notice.

360/370 Series Controls - Parts

Description	Model	Part. No.	Non-Finished	List Price				
				US10B, US26D	US4	US10	US3, US15, US26, SPBLK	US32 US32D
Rod Member Kit 1 3/4" Door	371	109126	117.00	-	-	-	-	-
Rod Member Kit 2 1/4" Door	371	109127	117.00	-	-	-	-	-
Rod Member Kit 1 3/4" Door	377	109132	-	141.00	141.00	164.00	187.00	-
Rod Member Kit 2 1/4" Door	377	109133	-	141.00	141.00	164.00	187.00	-
Rod Member Kit 1 3/4" Door	374	109366	-	196.00	196.00	196.00	250.00	-
Rod Member Kit 2 1/4" Door	374	109367	-	196.00	196.00	196.00	250.00	-
Rod Member Kit 1 3/4" Door	376	109112	75.00	-	-	-	-	-
Rod Member Kit 2" Door	376	900582	-	138.00	138.00	138.00	138.00	-
Rod Member Kit 2 1/4" Door	376	109115	138.00	-	-	-	-	-
Rod Member Kit 1 3/4" - 2" Door	376WDC	900558	129.00	-	-	-	-	-
Rod Member Kit 2 1/4" Door	376WDC	900559	187.00	-	-	-	-	-
Rod Member Kit 1 3/4" Door	237	112843	105.00	-	-	-	-	-
#01 Lever Kit	360	050001	-	209.00	209.00	235.00	284.00	-
#02 Lever Kit	360	050002	-	209.00	209.00	235.00	284.00	-
#03 Lever Kit	360	050003	-	209.00	209.00	235.00	284.00	-
#05 Lever Kit	360	050008	-	209.00	209.00	235.00	284.00	-
#06 Lever Kit	360	050006	-	209.00	209.00	235.00	284.00	-
#07 Lever Kit	360	050007	-	209.00	209.00	235.00	284.00	-
#12 Lever RHR Kit	360	050012	-	209.00	209.00	235.00	284.00	-
#12 Lever LHR Kit	360	050013	-	209.00	209.00	235.00	284.00	-
#16 Lever Kit	360	050009	-	209.00	209.00	235.00	284.00	-
#17 Lever Kit	360	050017	-	209.00	209.00	235.00	284.00	-
#18 Lever Kit	360	050010	-	209.00	209.00	235.00	284.00	-
#01 Lever Kit	371/373/375/378	050750	-	209.00	209.00	235.00	284.00	-
#01 DT Lever Kit	373/375	050751	-	209.00	209.00	235.00	284.00	-
#02 Lever Kit	371/373/375/378	050752	-	209.00	209.00	235.00	284.00	-
#02 DT Lever Kit	373/375	050753	-	209.00	209.00	235.00	284.00	-
#03 Lever Kit	371/373/375/378	050754	-	209.00	209.00	235.00	284.00	-
#03 DT Lever Kit	373/375	050755	-	209.00	209.00	235.00	284.00	-
#06 Lever Kit	371/373/375/378	050756	-	209.00	209.00	235.00	284.00	-
#06 DT Lever Kit	373/375	050757	-	209.00	209.00	235.00	284.00	-
#07 Lever Kit	371/373/375/378	050758	-	209.00	209.00	235.00	284.00	-
#07 DT Lever Kit	373/375	050759	-	209.00	209.00	235.00	284.00	-
#17 Lever Kit	371/373/375/378	050760	-	209.00	209.00	235.00	284.00	-
#17 DT Lever Kit	373/375	050761	-	209.00	209.00	235.00	284.00	-
#12 Lever RHR Kit	371/373/375/378	050762	-	209.00	209.00	235.00	284.00	-
#12 DT Lever RHR Kit	373/375	050763	-	209.00	209.00	235.00	284.00	-
#12 Lever LHR Kit	371/373/375/378	050764	-	209.00	209.00	235.00	284.00	-
#12 DT Lever LHR Kit	373/375	050765	-	209.00	209.00	235.00	284.00	-
LAT Lever Kit	360	051871	-	209.00	209.00	235.00	284.00	-
LON Lever Kit	360	051873	-	209.00	209.00	235.00	284.00	-
M51 Lever Kit	360	114810	-	305.00	305.00	305.00	305.00	-
M51 Lever Kit	360	114812	-	-	-	-	-	305.00
M52 Lever Kit	360	051920	-	305.00	305.00	305.00	305.00	-

✓ US15 finish available with Series 35 and 98 controls, only.

Prices subject to change without notice.

(continued) **Parts - 360/370 Series Controls**

Description	Model	Part. No.	Non-Finished	List Price				
				US10B, US26D	US4	US10	US3, US15, US26, SPBLK	US32 US32D
M52 Lever Kit	360	051922	-	-	-	-	-	305.00
M53 Lever Kit	360	051928	-	305.00	305.00	305.00	305.00	-
M53 Lever Kit	360	051930	-	-	-	-	-	305.00
M54 Lever Kit	360	114826	-	305.00	305.00	305.00	305.00	-
M54 Lever Kit	360	114828	-	-	-	-	-	305.00
M55 Lever Kit	360	051936	-	305.00	305.00	305.00	305.00	-
M55 Lever Kit	360	051938	-	-	-	-	-	305.00
M56 Lever Kit	360	114822	-	305.00	305.00	305.00	305.00	-
M56 Lever Kit	360	114824	-	-	-	-	-	305.00
M57 Lever Kit	360	051914	-	-	-	-	-	305.00
M61LH Lever Kit	360	114814	-	305.00	305.00	305.00	305.00	-
M61LH Lever Kit	360	114816	-	-	-	-	-	305.00
M61RH Lever Kit	360	114818	-	305.00	305.00	305.00	305.00	-
M61RH Lever Kit	360	114820	-	-	-	-	-	305.00
M62LH Lever Kit	360	051916	-	-	-	-	-	305.00
M62RH Lever Kit	360	051918	-	-	-	-	-	305.00
M63LH Lever Kit	360	114842	-	305.00	305.00	305.00	305.00	-
M63LH Lever Kit	360	114844	-	-	-	-	-	305.00
M63RH Lever Kit	360	114846	-	305.00	305.00	305.00	305.00	-
M63RH Lever Kit	360	114848	-	-	-	-	-	305.00
M81 Lever Kit	360	051924	-	305.00	305.00	305.00	305.00	-
M81 Lever Kit	360	051926	-	-	-	-	-	305.00
M82 Lever Kit	360	051932	-	305.00	305.00	305.00	305.00	-
M82 Lever Kit	360	051934	-	-	-	-	-	305.00
M83 Lever Kit	360	114830	-	305.00	305.00	305.00	305.00	-
M83 Lever Kit	360	114832	-	-	-	-	-	305.00
M84 Lever Kit	360	114850	-	305.00	305.00	305.00	305.00	-
M84 Lever Kit	360	114852	-	-	-	-	-	305.00
M85LH Lever Kit	360	114834	-	305.00	305.00	305.00	305.00	-
M85LH Lever Kit	360	114836	-	-	-	-	-	305.00
M85RH Lever Kit	360	114838	-	305.00	305.00	305.00	305.00	-
M85RH Lever Kit	360	114840	-	-	-	-	-	305.00
#03 SS Lever Kit	360	051861	-	-	-	-	-	284.00
#06 SS Lever Kit	360	051863	-	-	-	-	-	284.00
#17 SS Lever Kit	360	051865	-	-	-	-	-	284.00
LAT SS Lever Kit	360	051867	-	-	-	-	-	284.00
LON SS Lever Kit	360	051869	-	-	-	-	-	284.00
Thumbturn Kit	374/376/377	050592	-	200.00	200.00	200.00	308.00	-
Thumbturn Kit	360	050593	-	200.00	200.00	200.00	308.00	-
Backplate	360	050595	20.00	-	-	-	-	-
Backplate LHR	371/3/4/5/6/7/8	050596	20.00	-	-	-	-	-
Backplate RHR	371/3/4/5/6/7/8	050597	20.00	-	-	-	-	-
Backplate LDT	373/375	050598	20.00	-	-	-	-	-

✓ US15 finish available with Series 35 and 98 controls, only.

Prices subject to change without notice.

360/370 Series Controls - Parts (continued)

Description	Model	Part. No.	Non-Finished	US10B, US26D	US4	US10, US19, SPBLK	US3, US26
NL Cylinder Plate	371/3/4/5/6/7/8	050599	15.00	-	-	-	-
TL Cylinder Plate	371/3/4/5/6/7/8	050600	15.00	-	-	-	-
Cylinder Lock Nut & Washer	371/3/4/5/6/7/8	109111	20.00	-	-	-	-
Cylinder Locknut	360	050526	13.00	-	-	-	-
Cylinder Lock Pkg/2	371/3/4/5/6/7/8	090090	12.00	-	-	-	-
Cylinder Auxiliary Package	360	900622	28.00	-	-	-	-
Lever Adjustment Block	371/3/4/5/6/7/8	050576	12.00	-	-	-	-
Lever Bushing	360L	050579	12.00	-	-	-	-
Lever Bushing	371/373/375/378	050601	12.00	-	-	-	-
Lever Control Spring LHR Pkg/4	371/373/375/378	090091	15.00	-	-	-	-
Lever Control Spring RHR Pkg/4	371/373/375/378	090092	15.00	-	-	-	-
Lever Return Spring Pkg/2	360L/L-BE	090093	15.00	-	-	-	-
Lever Shaft Lock	371/373/375/378	050602	12.00	-	-	-	-
Lever Spindle	373	967480	12.00	-	-	-	-
Lever Stop Block	373/375	050603	12.00	-	-	-	-
Mounting Stud Pkg/2	360	090094	12.00	-	-	-	-
Mounting Stud Pkg/2	371/373/378	090095	12.00	-	-	-	-
Mounting Stud Pkg/2	374/376/377	090096	12.00	-	-	-	-
Cam - Input	360L/L-BE	050604	11.00	-	-	-	-
Cam - Output	360	050605	31.00	-	-	-	-
Cam - Vertical Rod	371/374/376/377	050606	28.00	-	-	-	-
Cam Retaining Screw (Pkg/4)	371/373/375/378	090097	12.00	-	-	-	-
Dogging Spring and Guide Kit	371/3/4/5/6/7/8	050607	12.00	-	-	-	-
Locking Member	360	050608	37.00	-	-	-	-
Mortise Adaptor	373/375	050609	47.00	-	-	-	-
Pin - Spirol 3/32 x 19/32 Pkg/4	373/375	090098	12.00	-	-	-	-
Shear Pin Kit	360	050611	12.00	-	-	-	-
Pine Tree Clip Pkg/10	360	090099	11.00	-	-	-	-
Rub Plate	374/377	050612	-	75.00	81.00	81.00	81.00
Short Arm Hex Wrench 1/8"	374/377	050613	13.00	-	-	-	-
Short Hex Key 3/32"	371/376	050614	12.00	-	-	-	-
Socket Set Screw 1/4-20 x 1/4	374/377	090100	12.00	-	-	-	-
Socket Set Screw 10-32 x 1/4 Pkg/10	360	090101	12.00	-	-	-	-
Spring - Locking Torsion	360	050615	9.00	-	-	-	-
Tailpiece	360	050587	10.00	-	-	-	-
Tailpiece Guide Pkg/10	360	050156	19.00	-	-	-	-
Thumbturn Control Spring & Washer Kit	374/376/377	050616	15.00	-	-	-	-
Thumbturn Sleeve	374/376/377	050619	39.00	-	-	-	-
Washer - Bearing	371/3/4/5/6/7/8	050621	28.00	-	-	-	-
Washer - Locking Pkg/10	371/373/375	090102	12.00	-	-	-	-
Washer - Wave Spring Pkg/10	360/371/373/375/378	090103	11.00	-	-	-	-
Screw Package 1 3/4" Dr	371/373/378	900807	-	20.00	20.00	20.00	20.00
Screw Package 2 1/4" Dr	371/373/378	900808	-	28.00	28.00	28.00	28.00
Screw Package 1 3/4" Dr	374/376/377	900809	-	20.00	20.00	20.00	20.00
Screw Package 2 1/4" Dr	374/376/377	900810	-	28.00	28.00	28.00	28.00
Screw Package 1 3/4" Dr	375	900883	-	20.00	20.00	20.00	20.00
Screw Package 2 1/4" Dr	375	900884	-	28.00	28.00	28.00	28.00
WDC Cover Plate 1 3/4"	376T-WDC	900555	-	48.00	61.00	48.00	113.00
WDC Cover Plate 2 1/4"	376T-WDC	900556	-	48.00	61.00	48.00	113.00

Prices subject to change without notice.

Description	Part. No.	List Price	
		Non-Finished	SP28, SP313
210/230 Series Trims			
230DT x 330/350 Screw Package 1 3/4" Dr	050140	—	15.00
230DT x 330/350 Screw Package 2 1/4" Dr	050141	—	15.00
** 230L Shearpin Replacement Kit Pkg/10	050148	35.00	—
230L Cylinder Locknut	050526	13.00	—
210K Bracket & Booster Assembly	109871	63.00	—
210K Spiral Cam Sub-Assembly	109872	47.00	—
210K Cylinder Knob Sub-Assembly	109873	—	117.00
210K Trim Sub-Assembly	109879	—	119.00
210K Rose, Hub and Cap Assy	110343	—	39.00
230L Tailpiece Auxiliary	900894	19.00	—
210K Wave Spring Washer Pkg/10	090103	11.00	—
** 230L Retaining Ring	964334	12.00	—
210/230 Cylinder Retaining Cup	968201	19.00	—
210/230 Cylinder Cup & Tailpiece Lead Pkg	900581	12.00	—
210/230 Tailpiece Guide Lead Pkg/10	050156	19.00	—
210K Knob Spacer	969140	15.00	—
210K Knob	969157	—	31.00
210K-BE Knob	969352	—	20.00
230TP Cam	969903	12.00	—
230TP Slider	969904	12.00	—
230TP Locking Cam	969906	12.00	—
230TP Locking Cam Latch	969908	19.00	—
230TP Compression Spring	969909	12.00	—
230TP Thumbpiece	969910	—	70.00
210K/L Spindle Shaft	970979	12.00	—
230L Stud	971245	13.00	—
230L Cylinder Collar	971249	—	24.00
** 230L Lever Cam	971257	18.00	—
230L Locking Plunger	971497	12.00	—
230L Locking Slider	971259	9.00	—
* 230L Lever Cam	050813	12.00	—
* 230L Shear Pin Kit w/ Retaining Pin	050611	12.00	—

* For 230L trim shipped after 3/3/14
 ** For 230L trim shipped before 3/3/14

Description	Part. No.	List Price	
		Non-Finished	
386/388 Series Trims			
386 Housing Retainer Pkg/2	090104	11.00	
386/388 Cylinder Retainer Pkg	900624	19.00	
386 Mounting Stud Kit	050584	13.00	
386 Mounting Stud Set Screw Pkg/2	090105	9.00	
388 Mounting Stud Pkg/2	090106	13.00	
392-6 Mounting Package	900955	13.00	

Prices subject to change without notice.

Trims - Parts (continued)

Description	Part. No.	Non-Finished	List Price				US3, US26, SPBLK
			US26D	US10B	US10	US4	
550/110 Series Trims							
555/556 Cylinder Disc & Cam Assembly	101212	183.00	-	-	-	-	-
550/555/556 Pull Bar Assembly	108705	-	222.00	230.00	294.00	222.00	294.00
550DT Screw Package	900760	-	52.00	52.00	52.00	52.00	52.00
555NL Screw Package	900761	52.00	-	-	-	-	-
556NL Screw Package	900784	-	13.00	13.00	13.00	13.00	13.00
556 Rod Member	952820	121.00	-	-	-	-	-
550/555/556 Special Cylinder Screw - 1 3/4" Door	959055	12.00	-	-	-	-	-
550/555/556 Special Cylinder Screw - 2 1/4" Door	959056	12.00	-	-	-	-	-
550/555/556 Hex Stud	959560	12.00	-	-	-	-	-
555 Cylinder Latch Release RH	959563	47.00	-	-	-	-	-
555NL-MD Cylinder Spacer Collar - 1 3/4" Door	960003	28.00	-	-	-	-	-
110NL Cylinder Spacer Collar	960060	47.00	-	-	-	-	-
555 Cylinder Latch Release LH	960109	47.00	-	-	-	-	-
110NL-WD Cylinder Spacer Collar	960316	47.00	-	-	-	-	-
555NL Cylinder Spacer Collar - 2 1/4" Door	960317	28.00	-	-	-	-	-
556NL Cylinder Spacer Collar - 1 3/4" Door	960676	28.00	-	-	-	-	-
556NL Cylinder Spacer Collar - 2 1/4" Door	960689	28.00	-	-	-	-	-
550/555/556 Sex Bolt Extension	960902	13.00	-	-	-	-	-
110NL Cylinder Assembly Countersink Washer	961180	13.00	-	-	-	-	-
555NL Cylinder Assembly Cylinder Base	961280	-	54.00	53.00	53.00	49.00	53.00
1/8" Short Arm Hex Wrench	050613	13.00	-	-	-	-	-
556 3/32 Short Hex Key	050614	12.00	-	-	-	-	-
550/555/556 Socket Set Screw	963581	12.00	-	-	-	-	-
550/555/556 Pull Base	965310	-	75.00	75.00	82.00	75.00	82.00
555/556 Cylinder Pull Base	965312	-	58.00	58.00	69.00	53.00	69.00
550/555/556 Cylinder Hole Cover	965317	-	54.00	54.00	84.00	54.00	84.00
556NL Cylinder Assembly Cylinder Base	966985	-	121.00	121.00	141.00	121.00	141.00
110NL-MD Cylinder Collar	967291	-	51.00	51.00	58.00	51.00	58.00
110NL Cylinder Assembly Cylinder Disc	971593	69.00	-	-	-	-	-

880/606/608 Series Trims *

216D Cylinder Anchor Plate 880 Trim	032114	17.00	-	-	-	-	-
606K/880K Orbit Knob Assembly	110544	-	177.00	177.00	177.00	177.00	266.00
606K/880K Orbit Knob Assembly (DT)	110547	-	177.00	177.00	177.00	177.00	266.00
880 Screw Package 2 1/4" Dr	900531	-	20.00	29.00	20.00	20.00	20.00
880 Screw Package 1 3/4" Dr	900533	-	12.00	28.00	13.00	13.00	13.00
880-V Screw Package Trim	900542	12.00	-	-	-	-	-
880 Screw Package (Bottom Stud)	900771	-	12.00	12.00	12.00	12.00	12.00
880DT-V SA Screw Package	900783	-	15.00	15.00	15.00	15.00	15.00
606DT/NL/TP Screw Package	900772	-	12.00	12.00	12.00	12.00	12.00
606K/606K-DT Screw Package	900782	-	15.00	15.00	15.00	15.00	15.00
608 Screw Package	900776	-	13.00	13.00	13.00	13.00	13.00
880 Series Hex Stud	956760	12.00	-	-	-	-	-
880 Pull Grip	972467	-	-	127.00	-	105.00	169.00
880 Pull Grip	972466	-	127.00	-	-	-	-
880-M/V Thumbpiece	959575	-	67.00	67.00	61.00	61.00	94.00
880 Thumbpiece Axle	959603	12.00	-	-	-	-	-

* For Trims shipped after October 1989. Otherwise, see service replacement page 168.

Prices subject to change without notice.

Description	Part. No.	Non-Finished	List Price					US3, US15, US26, *US32 SPBLK
			US26D, *US32D	US10B	US10	US4		
880/606/608 Series Trims*								
880-M Cylinder Collar	961267	-	44.00	44.00	52.00	44.00	52.00	
880DT-V-SA 12-24 x 1/2" UFPHMS	963011	11.00	-	-	-	-	-	
606K/880K Roll Pin (3-32 x 7/8)	963196	11.00	-	-	-	-	-	
880NL/DT 12-24 x 3/8" UFPHMS	963579	12.00	-	-	-	-	-	
606K/880K 3/8" Lockwasher	963703	11.00	-	-	-	-	-	
606K/880K-DT/K-NL Hex Nut	963704	11.00	-	-	-	-	-	
880-R Cylinder Collar	965226	-	44.00	44.00	52.00	44.00	52.00	
880 TP Bracket Screw	965237	11.00	-	-	-	-	-	
606/880 DT Spindle Lock	965568	11.00	-	-	-	-	-	
Extended Spindle - 880K	968883	193.00	-	-	-	-	-	
880TP Thumbpiece Bracket	969353	12.00	-	-	-	-	-	
880K Booster Body	970137	31.00	-	-	-	-	-	
880K Booster Torsion Spring	970138	11.00	-	-	-	-	-	
880K Booster Spacer	970139	11.00	-	-	-	-	-	
880K Flange Bearing - 880K	970159	13.00	-	-	-	-	-	
608/880TP-R Thumbpiece	970488	-	67.00	67.00	94.00	61.00	94.00	

* For Trims shipped after October 1989. Otherwise, see service replacement page 168.

990/996 Series Trim

#01 Lever - 992 RMV/994/996 L-DT/L-NL	050001	-	209.00	209.00	235.00	209.00	284.00	
#02 Lever - 992 RMV/994/996 L-DT/L-NL	050002	-	209.00	209.00	235.00	209.00	284.00	
#03 Lever - 992 RMV/994/996 L-DT/L-NL	050003	-	209.00	209.00	235.00	209.00	284.00	
#05 Lever - 992 RMV/994/996 L-DT/L-NL	050008	-	209.00	209.00	235.00	209.00	284.00	
#06 Lever - 992 RMV/994/996 L-DT/L-NL	050006	-	209.00	209.00	235.00	209.00	284.00	
#07 Lever - 992 RMV/994/996 L-DT/L-NL	050007	-	209.00	209.00	235.00	209.00	284.00	
#12 Lever - 992 RMV/994/996 L-DT/L-NL (RHR)	050012	-	209.00	209.00	235.00	209.00	284.00	
#12 Lever - 992 RMV/994/996 L-DT/L-NL (LHR)	050013	-	209.00	209.00	235.00	209.00	284.00	
#16 Lever - 992 RMV/994/996 L-DT/L-NL	050009	-	209.00	209.00	235.00	209.00	284.00	
#17 Lever - 992 RMV/994/996 L-DT/L-NL	050017	-	209.00	209.00	235.00	209.00	284.00	
#18 Lever - 992 RMV/994/996 L-DT/L-NL	050010	-	209.00	209.00	235.00	209.00	284.00	
#01 Lever - 994/996 RMV L/L-BE	050732	-	209.00	209.00	235.00	209.00	284.00	
#02 Lever - 994/996 RMV L/L-BE	050733	-	209.00	209.00	235.00	209.00	284.00	
#03 Lever - 994/996 RMV L/L-BE	050734	-	209.00	209.00	235.00	209.00	284.00	
#05 Lever - 994/996 RMV L/L-BE	050735	-	209.00	209.00	235.00	209.00	284.00	
#06 Lever - 994/996 RMV L/L-BE	050736	-	209.00	209.00	235.00	209.00	284.00	
#07 Lever - 994/996 RMV L/L-BE	050737	-	209.00	209.00	235.00	209.00	284.00	
#12 Lever - 994/996 RMV L/L-BE RHR	050738	-	209.00	209.00	235.00	209.00	284.00	
#12 Lever - 994/996 RMV L/L-BE LHR	050739	-	209.00	209.00	235.00	209.00	284.00	
#16 Lever - 994/996 RMV L/L-BE	050740	-	209.00	209.00	235.00	209.00	284.00	
#17 Lever - 994/996 RMV L/L-BE	050741	-	209.00	209.00	235.00	209.00	284.00	
#18 Lever - 994/996 RMV L/L-BE	050742	-	209.00	209.00	235.00	209.00	284.00	
LON Lever - 996 RMV L/L-BE/L-DT/L-NL	051874	-	209.00	209.00	235.00	209.00	284.00	
LAT Lever - 996L RMV L/L-BE/L-DT/L-NL	051872	-	209.00	209.00	235.00	209.00	284.00	

✓ US15 finish available with device series 98 trims

Prices subject to change without notice.

Trims - Parts (continued)

Description	Part. No.	Non-Finished	List Price					US3, US15, US26, SPBLK	US32 US32D
			US26D	US10B	US10	US4	US4		
990/996 Series Trim (continued)									
M51 Lever Kit - 996 RMV	114811	-	305.00	305.00	305.00	305.00	305.00	-	
M51 Lever Kit - 996 RMV	114813	-	-	-	-	-	-	305.00	
M52 Lever Kit - 996 RMV	051921	-	305.00	305.00	305.00	305.00	305.00	-	
M52 Lever Kit - 996 RMV	051923	-	-	-	-	-	-	305.00	
M53 Lever Kit - 996 RMV	051929	-	305.00	305.00	305.00	305.00	305.00	-	
M53 Lever Kit - 996 RMV	051931	-	-	-	-	-	-	305.00	
M54 Lever Kit - 996 RMV	114827	-	305.00	305.00	305.00	305.00	305.00	-	
M54 Lever Kit - 996 RMV	114829	-	-	-	-	-	-	305.00	
M55 Lever Kit - 996 RMV	051937	-	305.00	305.00	305.00	305.00	305.00	-	
M55 Lever Kit - 996 RMV	051939	-	-	-	-	-	-	305.00	
M56 Lever Kit - 996 RMV	114823	-	305.00	305.00	305.00	305.00	305.00	-	
M56 Lever Kit - 996 RMV	114825	-	-	-	-	-	-	305.00	
M57 Lever Kit - 996 RMV	051915	-	-	-	-	-	-	305.00	
M61LH Lever Kit - 996 RMV	114815	-	305.00	305.00	305.00	305.00	305.00	-	
M61LH Lever Kit - 996 RMV	114817	-	-	-	-	-	-	290.00	
M61RH Lever Kit - 996 RMV	114819	-	305.00	305.00	305.00	305.00	305.00	-	
M61RH Lever Kit - 996 RMV	114821	-	-	-	-	-	-	305.00	
M62LH Lever Kit - 996 RMV	051917	-	-	-	-	-	-	305.00	
M62RH Lever Kit - 996 RMV	051919	-	-	-	-	-	-	305.00	
M63LH Lever Kit - 996 RMV	114843	-	305.00	305.00	305.00	305.00	305.00	-	
M63LH Lever Kit - 996 RMV	114845	-	-	-	-	-	-	305.00	
M63RH Lever Kit - 996 RMV	114847	-	305.00	305.00	305.00	305.00	305.00	-	
M63RH Lever Kit - 996 RMV	114849	-	-	-	-	-	-	305.00	
M81 Lever Kit - 996 RMV	051925	-	305.00	305.00	305.00	305.00	305.00	-	
M81 Lever Kit - 996 RMV	051927	-	-	-	-	-	-	305.00	
M82 Lever Kit - 996 RMV	051933	-	305.00	305.00	305.00	305.00	305.00	-	
M82 Lever Kit - 996 RMV	051935	-	-	-	-	-	-	305.00	
M83 Lever Kit - 996 RMV	114831	-	305.00	305.00	305.00	305.00	305.00	-	
M83 Lever Kit - 996 RMV	114833	-	-	-	-	-	-	305.00	
M84 Lever Kit - 996 RMV	114851	-	305.00	305.00	305.00	305.00	305.00	-	
M84 Lever Kit - 996 RMV	114853	-	-	-	-	-	-	305.00	
M85LH Lever Kit - 996 RMV	114835	-	305.00	305.00	305.00	305.00	305.00	-	
M85LH Lever Kit - 996 RMV	114837	-	-	-	-	-	-	305.00	
M85RH Lever Kit - 996 RMV	114839	-	305.00	305.00	305.00	305.00	305.00	-	
M85RH Lever Kit - 996 RMV	114841	-	-	-	-	-	-	305.00	
#03 SS Lever Kit - 996L	051862	-	-	-	-	-	-	284.00	
#06 SS Lever Kit - 996L	051864	-	-	-	-	-	-	284.00	
#17 SS Lever Kit - 996L	051866	-	-	-	-	-	-	284.00	
LON SS Lever Kit - 996L	051870	-	-	-	-	-	-	284.00	
LAT SS Lever Kit - 996L	051868	-	-	-	-	-	284.00	284.00	
990 x 330/350 Screw Package 1 3/4" Door	050140	-	15.00	15.00	15.00	15.00	15.00	-	
990 x 330/350 Screw Package 2 1/4" Door	050141	-	15.00	15.00	15.00	15.00	15.00	-	
Tailpiece Guide Lead Kit Pkg/10	050156	19.00	-	-	-	-	-	-	
Wave Spring Washer - 992L Pkg/10	090103	11.00	-	-	-	-	-	-	

✓ US15 finish available with device series 98 trims

Prices subject to change without notice.

Description	Part. No.	List Price Non-Finished	List Price						US3, US15, US26, SPBLK	US32 US32D
			US26D	US10B	US10	US4	US4	US4		
990/996 Series Trim (continued)										
Orbit Knob Assembly - 991K	110537	-	119.00	141.00	192.00	159.00	203.00	-	-	
Slider Sub-Assembly - 991K-R/V	110768	125.00	-	-	-	-	-	-	-	
Slider Sub-Assembly - 992L-R/V	110769	138.00	-	-	-	-	-	-	-	
Slider Sub-Assembly - 994/996L-R/V	111869	159.00	-	-	-	-	-	-	-	
Slider Sub-Assembly - 994/996L-M	112462	159.00	-	-	-	-	-	-	-	
990 Screw Package 1 3/4" - 2 1/4" Door	900853	-	28.00	28.00	28.00	28.00	28.00	-	-	
991/992/994/996 Screw Package	900920	12.00	-	-	-	-	-	-	-	
Cam-996	971132	35.00	-	-	-	-	-	-	-	
392-7 Mounting Pack	900954	-	13.00	-	-	-	-	-	-	
Hex Stud - 990 Trim	956760	12.00	-	-	-	-	-	-	-	
Pull Grip - 990	972467	-	-	127.00	-	105.00	169.00	-	-	
Pull Grip - 990	972466	-	127.00	-	-	-	-	-	-	
Thumbpiece - 696/990-M	959575	-	67.00	67.00	61.00	61.00	94.00	-	-	
Thumbpiece Axle - 696/990	959603	12.00	-	-	-	-	-	-	-	
Cylinder Collar - 696/990-M	961267	-	44.00	44.00	52.00	44.00	52.00	-	-	
Flat Washer - 992K-DT/NL/BE/992L	963105	13.00	-	-	-	-	-	-	-	
12-24 x 3/8" UFPHMS - 990NL/DT	963579	12.00	-	-	-	-	-	-	-	
Retaining Ring - 991K	963767	12.00	-	-	-	-	-	-	-	
Retaining Ring - 992L	964097	12.00	-	-	-	-	-	-	-	
10-24 x 1/2" Socket Set Cap Screw	964183	12.00	-	-	-	-	-	-	-	
Retaining Ring - 991K-DT/NL/BE/992L	964285	12.00	-	-	-	-	-	-	-	
1/4-20 x 5/8" Socket Set Screw	964353	12.00	-	-	-	-	-	-	-	
Cylinder Collar - 990-R	965226	-	44.00	44.00	52.00	44.00	52.00	-	-	
TP Bracket Screw - 990TP	965237	11.00	-	-	-	-	-	-	-	
Cylinder Retaining Cup - 990/996 Trim	968201	19.00	-	-	-	-	-	-	-	
Spring - 991K	969012	12.00	-	-	-	-	-	-	-	
Thumbpiece Bracket - 990TP	969353	12.00	-	-	-	-	-	-	-	
R&V Finger - 991K/992L	969545	15.00	-	-	-	-	-	-	-	
DT Yoke - 991K/992L (DT and NL)	970117	81.00	-	-	-	-	-	-	-	
Flange Bearing - 991K	970159	13.00	-	-	-	-	-	-	-	
Thumbpiece - 990TP-R	970488	-	67.00	67.00	94.00	61.00	94.00	-	-	
Slider Sub-Assembly - 992L-M	971012	138.00	-	-	-	-	-	-	-	
DT Cam Pin - 992/994/996	971015	13.00	-	-	-	-	-	-	-	
Hex Stud - 991K/992L	971440	12.00	-	-	-	-	-	-	-	
Lift Spring - 992/994	971573	7.50	-	-	-	-	-	-	-	
Shear Pin Kit - 992/994/996 w/retaining ring	050611	12.00	-	-	-	-	-	-	-	
Mounting Stud - 994/996	971585	12.00	-	-	-	-	-	-	-	
E996 Mort Conv to E Kit	050673	693.00	-	-	-	-	-	-	-	
E996 R/VC Conv to E Kit	050672	667.00	-	-	-	-	-	-	-	
E996 Locking Mech Kit (includes solenoid)	050671	417.00	-	-	-	-	-	-	-	
E996 Wire Harness (Cable)	CABLE10038	43.00	-	-	-	-	-	-	-	
E996 Solenoid Kit	050814	112.00	-	-	-	-	-	-	-	
Lever Bushing	050579	12.00	-	-	-	-	-	-	-	

✓ US15 finish available with device series 98 trims, only.

Prices subject to change without notice.

Trims - Parts (continued)

Description	Part. No.	Non-Finished	List Price				US3, US26, SPBLK
			US26D	SP313, US10B	US10	US4	
Optional Trim							
696/697DT x 330/350 Screw Package 1 3/4" Dr	050142	-	15.00	15.00	15.00	15.00	15.00
696/697DT x 330/350 Screw Package 2 1/4" Dr	050143	-	15.00	15.00	15.00	15.00	15.00
696/697 Cylinder Hardware Assembly 1 3/4" Dr	109369	-	94.00	94.00	141.00	121.00	160.00
696/697 Cylinder Hardware Assembly 2 1/4" Dr	109130	-	94.00	94.00	141.00	121.00	160.00
696/697 Screw Package 1 3/4" Door	900839	-	12.00	12.00	12.00	12.00	12.00
696/697 Screw Package 2 1/4" Door	900840	-	12.00	12.00	12.00	12.00	12.00
Pull Grip - 608/696 Trim	972467	-	-	127.00	-	105.00	169.00
Pull Grip - 608/696 Trim	972466	-	127.00	-	-	-	-
Thumbpiece - 608 Trim	959575	-	67.00	67.00	61.00	61.00	94.00
Thumbpiece Axle - 608 Trim	959603	12.00	-	-	-	-	-
Sex Bolt Extension - 606/608 Trim	960902	13.00	-	-	-	-	-
Thumbpiece Bracket - 608TP-R/V	960921	22.00	-	-	-	-	-
3/8" Lockwasher - 606K	963703	11.00	-	11.00	-	-	-
Hex Nut - 606K-DT/K-NL	963704	11.00	-	-	-	-	-
1/4-20 3/4" Socket Set Screw	964355	12.00	-	-	-	-	-
Thumbpiece Bracket - 608TP-M	965130	49.00	-	-	-	-	-
Sex Bolt Head - 606/608 Trim	967329	-	15.00	15.00	15.00	15.00	15.00
Pull Grip - 697 Trim	968694	-	215.00	215.00	215.00	215.00	250.00
Sex Bolt Head - 696/697 Trim	968918	-	15.00	15.00	15.00	15.00	15.00
Hex Stud - 696/697 Trim	969091	12.00	-	-	-	-	-
Sex Bolt Extension - 696/697 Trim	969092	15.00	-	-	-	-	-
Thumbpiece - 608TP-R	970488	-	67.00	67.00	94.00	61.00	94.00
Thumbpiece - 696/697-R/V	970491	-	67.00	67.00	94.00	61.00	94.00
334 Cylinder Collar	961267	-	44.00	44.00	52.00	44.00	52.00
940 Trim Cam Service Kit	040171	126.00	-	-	-	-	-
940 Tail Piece Mounting Pkg	900390	21.00	-	-	-	-	-

Prices subject to change without notice.

Parts - Mullions

Description	Part. No.	List Price		
		Non-Finished	SP28, SP313	US4, US10, US28, 313
5654/5754 Fitting Set	050130	-	-	187.00
5654/5754 Top Fitting & Cover	050135	-	-	114.00
KR54 Retrofit Kit	050168	-	485.00	-
KR54-F Retrofit Kit	050169	-	533.00	-
5654/5754 Bottom Fitting	050190	-	-	114.00
9954 Fitting Set	050241	-	354.00	-
1654/4954 Fitting Set	050330	-	137.00	-
1654/4954 Top Fitting & Cover	050335	-	69.00	-
4754/4854 Fitting Set	050371	-	277.00	-
4754/4854 Top Electrical Fitting & Cover	050381	-	211.00	-
9854 Top Mullion Fitting Kit	050383	-	211.00	-
1654/4754/4854/4954 Bottom Fitting	050390	-	67.00	-
9854/9954 Top Fitting & Cover	050391	-	177.00	-
98/9954 Bottom Fitting & Cover	050392	-	177.00	-
KR Mullion Cylinder Lock Nut	050526	13.00	-	-
Weatherstripping (10') Use 2 Per Mullion	050580	29.00	-	-
Mullion (Top) Screw Package	900400	17.00	-	-
Mullion (Bottom) Screw Package	900402	24.00	-	-
KR1654/4954 Mullion Mounting Package	900409	-	72.00	-
KR9854/9954 Mullion Mounting Package	900410	-	60.00	-
9954 (Bottom) Screw Package	900411	24.00	-	-
9954 (Top) Screw Package	900413	24.00	-	-
4754/4854/4954 Top Fitting Cover	961047	-	20.00	-
5654 Mullion Edging - 7'	965712	-	-	63.00
5654 Mullion Edging - 8'	965713	-	-	70.00
5654 Mullion Edging - 10'	965714	-	-	79.00
9954 Top Fitting Cover	968645	-	20.00	-
KR Inner Mullion Back Cover Plate	971187	-	24.00	-
KR Shim Plate	971212	12.00	-	-
KR-F Shim Plate	971313	-	43.00	-
KR9954 Top Fitting	971312	-	119.00	-
KR9854/9954 Fusible Spacer	971316	-	61.00	-
KR Mullion Cylinder Locking Washer	971328	17.00	-	-
KR1654/4954 Top Fitting	971340	-	104.00	-
MT54 Wall Mounted Storage Kit	050581	-	154.00	-
Female Receptacle Wire Assy	105988	75.00	-	-
Male Receptacle Wire Assy	105987	86.00	-	-
Mullion Stabilizers	050054	-	94.00	-

Prices subject to change without notice.

Screw Packs/ Shims/ Miscellaneous

Description	Part. No.	Non-Finished	List Price			
			US32D	US10	US3, US4, US10B, US32	SP28, SP313, SP4, SP10, US19
Shims						
Shim 1409 Strike	959953	16.00	-	-	-	-
Shim 1606 Strike	961084	21.00	-	-	-	-
Shim 248L-4 Strike	969280	13.00	-	-	-	-
Shim 264/299F/499F Strike	945521	12.00	-	-	-	-
Shim 266 Strike	967333	-	50.00	-	50.00	-
Shim 299 Strike	970321	12.00	-	-	-	-
Shim 268 Strike Auxilliary Bolt	967269	13.00	-	-	-	-
909 Strike Shim Pkg/4	090108	67.00	-	-	-	-
Mullion Stabilizer Shim	961530	12.00	-	-	-	-
99 Hinge Stile Shim	971010	-	-	-	-	50.00
Screw Packs						
Screw Package 268/472/473	900252	13.00	-	-	-	-
Screw Package 1408	900253	13.00	-	-	-	-
Screw Package 1409/1410/1439	900254	16.00	-	-	-	-
Screw Package 248L-4/264/266/1606	900263	13.00	13.00	-	13.00	-
Screw Package 4263/4582	900281	-	14.00	-	14.00	-
Screw Package 4268	900284	-	13.00	20.00	13.00	-
Screw Package 338	900285	13.00	-	-	-	-
Screw Package 499-F	900289	16.00	-	-	-	-
Screw Package 575/575-2/576/4690	900532	-	13.00	13.00	13.00	-
Screw Package 889 Cover Plate	900820	-	16.00	16.00	16.00	-
Screw Package 99GBK-R x 499F 1 3/4" Dr	900847	-	21.00	21.00	21.00	-
Screw Package 99GBK-R x 499F 2 1/4" Dr	900848	-	21.00	21.00	21.00	-
Screw Package 99GBK-R/M/V	900849	20.00	-	-	-	-
Screw Package RG27	900888	14.00	-	-	-	-
Miscellaneous						
DL Lubricant 1 oz.	091091	12.00	-	-	-	-
Monitor Strike Spacer Plate - 4263/4268	966671	16.00	-	-	-	-
Strike Hook 499-F	661481	-	128.00	128.00	128.00	-
Strike Plate 299	970323	12.00	-	-	-	-
Strike Pop Rivet 1409/1439	963074	12.00	-	-	-	-
Strike Hook 499-F	661481	-	128.00	128.00	128.00	-
Strike Pop Rivet 1409/1439	963074	12.00	-	-	-	-
1409 Adjusting Block	959952	16.00	-	-	-	-
1409/1410 Wear Strip	960012	26.00	-	-	-	-
Latch Guard Mounting Bracket	970472	16.00	-	-	-	-
Security Screw Hex Key 5/32"	010059	20.00	-	-	-	-
Security Screw Hex Key 1/8"	010060	20.00	-	-	-	-
Security Screw Hex Key 7/32"	010061	20.00	-	-	-	-
Security Screw Hex Key 3/16"	010062	20.00	-	-	-	-
299F Strike Adapter	050996-622	-	-	-	-	167.00

Prices subject to change without notice.

Maintenance Kit and Replacement Packages

Description	Part. No.	List Price
98/99 Maintenance Kit	050046	1141.00
Control Link Pin Pkg/10	090031	14.00
33/35/98/99 Touch Bar Guide Pkg/10	090049	13.00
NL Drive Screw Pkg/10	090074	19.00
98/9927/27-F Auxiliary Bolt Spring Pkg/10	090076	12.00
Bolt Return Spring Pkg/10	090065	12.00
#10 External Tooth Lock Washer Pkg/10	PKGSRV.1007	13.00
Top Latch Compression Spring Pkg/10	090056	12.00
Truarc Retaining Ring T5304-18 Pkg/10	090107	12.00
Shear Pin - 360/992/994/996 Pkg/50	PKGSRV.1010	61.00
992L Lift Spring Pkg/20	PKGSRV.1011	23.00
1/4-20 Hex Stud - 991/992 Pkg/10	PKGSRV.1012	29.00
Truarc Retaining Ring 5160-42 Pkg/10	PKGSRV.1013	19.00
10-32 X 1/4" UFPHMS w/Nylock Pkg/6	090059	12.00
10-24 x 3/4" PPHMS Pkg/10	PKGSRV.1015	13.00
10-24 x 1" PPHMS Pkg/20	PKGSRV.1016	15.00
8-32 X 1/4" UFPHMS Pkg/20	PKGSRV.1018	12.00
LBR Latch Mtg Screw Pkg/10	PKGSRV.1019	14.00
1/4-20 X 3/4" UFPHMS Pkg/10	PKGSRV.1020	20.00
10-24 X 1 3/8" PPHMS Pkg/20	PKGSRV.1022	20.00
10-24 X 3/4" FPHMS Pkg/10	PKGSRV.1023	13.00
99 Cover Retaining Clip Pkg/10	PKGSRV.1024	13.00
12-24 1/2" Hex Wshr Hd Tapping Screw Pkg/10	090073	10.00

Prices subject to change without notice.

Electric Strike - Parts

Description	Part. No.	List Price
Box Assemblies		
6111, 6113, 6213 12VDC FS Box Assembly	111743	382.00
6111, 6113, 6213 12VDC FSE Box Assembly	111744	382.00
6111, 6113, 6213 24VDC FS Box Assembly	111745	382.00
6111, 6113, 6213 24VDC FSE Box Assembly	111746	382.00
6111, 6113, 6213 12VDC FS DS Box Assembly	111747	554.00
6111, 6113, 6213 12VDC FSE DS Box Assembly	111748	554.00
6111, 6113, 6213 24VDC FS DS Box Assembly	111749	554.00
6111, 6113, 6213 24VDC FSE DS Box Assembly	111750	554.00
6111, 6113, 6213 12VDC FS DS-LC Box Assembly	112772	554.00
6111, 6113, 6213 12VDC FSE DS-LC Box Assembly	112773	554.00
6111, 6113, 6213 24VDC FS DS-LC Box Assembly	112774	554.00
6111, 6113, 6213 24VDC FSE DS-LC Box Assembly	112775	554.00
6112, 6121 12VDC FS Box Assembly	111751	373.00
6112, 6121 12VDC FSE Box Assembly	111752	373.00
6112, 6121 24VDC FS Box Assembly	111753	373.00
6112, 6121 24VDC FSE Box Assembly	111754	373.00
6112, 6121 12VDC FS DS Box Assembly	111755	543.00
6112, 6121 12VDC FSE DS Box Assembly	111756	543.00
6112, 6121 24VDC FS DS Box Assembly	111757	543.00
6112, 6121 24VDC FSE DS Box Assembly	111758	543.00
6112, 6121 12VDC FS DS-LC Box Assembly	112776	543.00
6112, 6121 12VDC FSE DS-LC Box Assembly	112777	543.00
6112, 6121 24VDC FS DS-LC Box Assembly	112778	543.00
6112, 6121 24VDC FSE DS-LC Box Assembly	112779	543.00
6114, 6214/15, 6222/24/24AL/25/26 12VDC FS Box Assembly	111719	420.00
6114, 6214/15, 6222/24/24AL/25/26 12VDC FSE Box Assembly	111720	420.00
6114, 6214/15, 6222/24/24AL/25/26 24VDC FS Box Assembly	111721	420.00
6114, 6214/15, 6222/24/24AL/25/26 24VDC FSE Box Assembly	111722	420.00
6114, 6214/15, 6224/24AL/26 12VDC FS DS Box Assembly	111723	594.00
6114, 6214/15, 6224/24AL/26 12VDC FSE DS Box Assembly	111724	594.00
6114, 6214/15, 6224/24AL/26 24VDC FS DS Box Assembly	111725	594.00
6114, 6214/15, 6224/24AL/26 24VDC FSE DS Box Assembly	111726	594.00
6114, 6214/15/24/24AL/26 12VDC FS DS-LC Box Assembly	112760	594.00
6114, 6214/15/24/24AL/26 12VDC FSE DS-LC Box Assembly	112761	594.00
6114, 6214/15/24/24AL/26 24VDC FS DS-LC Box Assembly	112762	594.00
6114, 6214/15/24/24AL/26 24VDC FSE DS-LC Box Assembly	112763	594.00
6210 12VDC FS Box Assembly	111244	621.00
6210 12VDC FSE Box Assembly	111246	381.00
6210 24VDC FS Box Assembly	111247	431.00
6210 24VDC FSE Box Assembly	111250	313.00
6210 12VDC FS DS Box Assembly	111251	791.00
6210 12VDC FSE DS Box Assembly	111264	553.00
6210 24VDC FS DS Box Assembly	111813	608.00
6210 24VDC FSE DS Box Assembly	111814	608.00
6210 12VDC FS DS-LC Box Assembly	112754	561.00
6210 12VDC FSE DS-LC Box Assembly	112755	561.00
6210 24VDC FS DS-LC Box Assembly	112784	561.00
6210 24VDC FSE DS-LC Box Assembly	112785	561.00
6211, 6211AL, 6212 12VDC FS Box Assembly	111711	359.00
6211, 6211AL, 6212 12VDC FSE Box Assembly	111712	359.00
6211, 6211AL, 6212 24VDC FS Box Assembly	111713	359.00
6211, 6211AL, 6212 24VDC FSE Box Assembly	111714	359.00

Prices subject to change without notice.

Description	Part. No.	List Price
6211, 6211AL, 6212 12VDC FS DS Box Assembly	111715	534.00
6211, 6211AL, 6212 12VDC FSE DS Box Assembly	111716	534.00
6211, 6211AL, 6212 24VDC FS DS Box Assembly	111717	534.00
6211, 6211AL, 6212 24VDC FSE DS Box Assembly	111718	534.00
6211WF, 6212WF 12VDC FS Box Assembly	111727	381.00
6211WF, 6212WF 12VDC FSE Box Assembly	111728	381.00
6211WF, 6212WF 24VDC FS Box Assembly	111729	381.00
6211WF, 6212WF 24VDC FSE Box Assembly	111730	381.00
6211WF, 6212WF 12VDC FS DS Box Assembly	111731	553.00
6211WF, 6212WF 12VDC FSE DS Box Assembly	111732	553.00
6211WF, 6212WF 24VDC FS DS Box Assembly	111733	553.00
6211WF, 6212WF 24VDC FSE DS Box Assembly	111734	553.00
6211WF, 6212WF 12VDC FS DS-LC Box Assembly	112764	553.00
6211WF, 6212WF 12VDC FSE DS-LC Box Assembly	112765	553.00
6211WF, 6212WF 24VDC FS DS-LC Box Assembly	112766	553.00
6211WF, 6212WF 24VDC FSE DS-LC Box Assembly	112767	553.00
6211, 6211AL, 6212 12VDC FS DS-LC Box Assembly	112756	534.00
6211, 6211AL, 6212 12VDC FSE DS-LC Box Assembly	112757	534.00
6211, 6211AL, 6212 24VDC FS DS-LC Box Assembly	112758	534.00
6211, 6211AL, 6212 24VDC FSE DS-LC Box Assembly	112759	534.00
6216 12VDC FS Box Assembly	111759	382.00
6216 12VDC FSE Box Assembly	111760	382.00
6216 24VDC FS Box Assembly	111761	382.00
6216 24VDC FSE Box Assembly	111762	382.00
6216 12VDC FS DS Box Assembly	111763	554.00
6216 12VDC FSE DS Box Assembly	111764	554.00
6216 24VDC FS DS Box Assembly	111765	554.00
6216 24VDC FSE DS Box Assembly	111766	554.00
6216 12VDC FS DS-LC Box Assembly	112780	554.00
6216 12VDC FSE DS-LC Box Assembly	112781	554.00
6216 24VDC FS DS-LC Box Assembly	112782	554.00
6216 24VDC FSE DS-LC Box Assembly	112783	554.00
6221, 6223 12VDC FS Box Assembly	111735	392.00
6221, 6223 12VDC FSE Box Assembly	111736	392.00
6221, 6223 24VDC FS Box Assembly	111737	392.00
6221, 6223 24VDC FSE Box Assembly	111738	392.00
6223 12VDC FS DS Box Assembly	111739	567.00
6223 12VDC FSE DS Box Assembly	111740	567.00
6223 24VDC FS DS Box Assembly	111741	567.00
6223 24VDC FSE DS Box Assembly	111742	567.00
6223 12VDC FS DS-LC Box Assembly	112768	567.00
6223 12VDC FSE DS-LC Box Assembly	112769	567.00
6223 24VDC FS DS-LC Box Assembly	112770	567.00
6223 24VDC FSE DS-LC Box Assembly	112771	567.00
Dual Monitor Switch Replacement Kits		
6100, 6200 DS Replacement Kit Type A – Standard Back Box	050011	215.00
6100, 6200 DS Replacement Kit Type B – Special Back Box	050015	215.00
6100, 6200 DS-LC Replacement Kit Type A – Standard Back Box	050016	215.00
6100, 6200 DS-LC Replacement Kit Type B – Special Back Box	050018	215.00

Prices subject to change without notice.

Electric Strike - Parts (continued)

Description	Part. No.	622, 689, 695	US32D	List Price			
				US10, US10B	US4	US3	US32
Faceplates							
4200 Faceplate, Round Corner	090110	–	18.00	–	–	–	–
4200 Faceplate, Square Corner	090114	–	18.00	–	–	–	–
5100 Faceplate Package - Standard 4 7/8"	050031	26.00	–	–	–	–	–
5100 Faceplate Package - Round Corner 4 7/8"	050032	26.00	–	–	–	–	–
5100 Faceplate Package – Long 7 15/16"	050033	26.00	–	–	–	–	–
6111 Faceplate	970271	–	392.00	432.00	392.00	536.00	450.00
6112, 6121 Faceplate	970303	–	357.00	461.00	357.00	544.00	317.00
6113 Faceplate	970280	–	388.00	403.00	388.00	527.00	403.00
6114 Faceplate	970300	–	323.00	400.00	364.00	450.00	337.00
6210 Faceplate	971198	–	269.00	378.00	269.00	429.00	364.00
6211AL Faceplate	970272	–	341.00	400.00	341.00	482.00	348.00
6211, 6211WF Faceplate	968716	–	283.00	321.00	283.00	404.00	286.00
6212, 6212WF Faceplate	969584	–	404.00	452.00	404.00	497.00	459.00
6213 Faceplate	970278	–	374.00	407.00	374.00	502.00	407.00
6214 Faceplate	971417	–	442.00	469.00	430.00	600.00	461.00
6215 Faceplate	971415	–	356.00	400.00	356.00	469.00	364.00
6216 Large Faceplate Insert	970407	–	105.00	121.00	105.00	146.00	127.00
6216 Small Faceplate Insert	970415	–	105.00	121.00	105.00	146.00	127.00
6216 Faceplate Less Inserts	971385	–	487.00	511.00	487.00	687.00	473.00
6221 Faceplate	970276	–	474.00	521.00	474.00	568.00	540.00
6222 Faceplate	970305	–	685.00	728.00	685.00	929.00	685.00
6223 Faceplate	970274	–	341.00	393.00	341.00	491.00	393.00
6224 Faceplate	970302	–	456.00	477.00	442.00	612.00	471.00
6224AL Faceplate	970310	–	469.00	519.00	469.00	650.00	477.00
6225 Faceplate	970306	–	620.00	657.00	620.00	748.00	685.00
6226 Faceplate	970301	–	317.00	360.00	317.00	465.00	326.00

Description	Part. No.	Non-Finished	US32D	List Price			
				US10, US10B	US4	US3	US32
Screw & Mounting Packages							
4200 Hardware Kit (includes: mounting tab hardware, mounting screws, allen wrench and diode)	050805	15.00	–	–	–	–	–
5100 Mounting Package	PKGMTG.1004	–	13.00	–	–	–	–
5100 Mounting Package (Black)	PKGMTG.1005	13.00	–	–	–	–	–
5100 Series Screw Package	PKGSCR.1003	–	13.00	–	–	–	–
5100 Series Screw Package (Black)	PKGSCR.1004	13.00	–	–	–	–	–
6111, 6113 Screw Package	900870	–	11.00	11.00	11.00	11.00	11.00
6112, 6121 Screw Package	900881	–	12.00	13.00	13.00	13.00	13.00
6114 Screw Package	900882	–	12.00	13.00	13.00	13.00	13.00
6210 Strike Pocket Insert Mounting Package	900966	10.00	–	–	–	–	–
6210/11/13/14/16, 6222/24/25/26 Screw Package	900288	–	13.00	13.00	13.00	13.00	13.00
6211WF, 6212WF, 6221/23 Screw Package	900885	–	11.00	11.00	11.00	11.00	11.00
6212 Screw Package	900290	–	12.00	12.00	12.00	12.00	12.00
6216 Inserts and Screw Package	900345	255.00	–	–	–	–	–
Screw: 8-32 x 3/8" PPHMS	964070	10.00	–	–	–	–	–
Screw: 6-32 x 3/8" PPHMS Type 2A	964190	10.00	–	–	–	–	–

Prices subject to change without notice.

(continued) **Parts - Electric Strike**

Description	Part. No.	List Price
Solenoid Parts		
5100 Solenoid Kit 12/24VDC	050034	73.00
6100, 6200 Series Solenoid Kit 12VDC (FS & FSE)	050237	112.00
6100, 6200 Series Solenoid Kit 16 VDC (FS & FSE)	050239	112.00
6100, 6200 Series Solenoid Kit 24VDC (FS & FSE)	050240	112.00
6100, 6200 Series Solenoid Kit 28VDC	050699	109.00
Solenoid Spring	968713	12.00
Solenoid Washer	964037	10.00

Spring Kits		
6111/13, 6213, 6221/23 Spring Kit	050942	34.00
6112/14/21, 6214/15/22/24/24AL/25/26 Spring Kit	050943	34.00
6210 Spring Kit	050940	40.00
6211/12 Spring Kit	050939	34.00
6216 Spring Kit	050941	40.00

Description	Part. No.	Non-Finished	List Price		
			US4, US10, US10B, US32D	US3	US32
Miscellaneous Hardware					
#8 Ext. Tooth Lock Washer	964019	10.00	-	-	-
4200 Hardware Kit (includes: mounting tab hardware, mounting screws, allen wrench and diode)	050805	15.00	-	-	-
Entry Buzzer (FSE application only)	050242	40.00	-	-	-
12 VAC to 12 VDC Rectifier Kit	010057	40.00	-	-	-
24 VAC to 24 VDC Rectifier Kit	010058	40.00	-	-	-
6100, 6200 Series DS-LC Switch & Clip Assembly	113232	171.00	-	-	-
6111, 6113 Shim for blade stop applications (Specify finish)	010055	161.00	-	-	-
6113 Frame Insert Package	900347	10.00	-	-	-
6121 Housing Cover (Specify Finish)	970412		353.00	465.00	474.00
6210 Auxiliary Bolt Plate Package	900584	38.00	-	-	-
6212 Strike Pocket Insert/Mounting Tab	900292	28.00	-	-	-
6216 Inserts and Screw Package	900345	255.00	-	-	-
6300, 6400 Cable (Pigtail) Kit	050803	49.00	-	-	-
6300 Strike Shim Kit for blade stop applications	050804	61.00	-	-	-
6100, 6200 (9100) Filler Bracket Kit	050749	52.00	-	-	-
Connector	990132	11.00	-	-	-
DS Tripper Extension & Connector	900344	28.00	-	-	-
DS Tripper Extension	970384	11.00	-	-	-
FS Slider (Except 6211WF/6212WF/6221/6223)	970388	34.00	-	-	-
FSE Slider (Except 6211WF/6212WF/6221/6223)	970387	34.00	-	-	-
6400 Hardware Kit	050819	80.00	-	-	-

Prices subject to change without notice.

Electric - Parts

Description	Part. No.	List Price
Electric Latch Retraction		
EL Dogging Rod - 3'	050531	58.00
EL Dogging Rod - 4'	050532	58.00
EL Dogging Rod Retainer	050538	13.00
EL Solenoid & Plunger	050535	327.00
HD-EL Solenoid	050536	327.00
HD-EL Solenoid Plunger	050537	120.00
EL Plunger Bracket-94/95	972471	29.00
Pulse Width Module	050534	296.00
EL/QEL 6' Cable Assembly	110388	45.00
EL Receptacle Connector	050539	12.00
EL Female Terminal	050540	12.00
HD-EL Dog Screw	050541	15.00
HD-EL Dogging Spring	050543	15.00
HD-EL Solenoid Bracket	050542	26.00
QEL Cable Package (includes short QEL motor cable)	114320	11.00
QEL Extended Cable Assembly (includes QEL 6' cable and short QEL motor cable)	116549	56.00
QEL CON E7500 Adapter Harness	106187	13.00
Connector QEL Modified Harness	106198	11.00
EL Baseplate Conversion Kit 3'	050070	1043.00
EL Baseplate Conversion Kit 4'	050078	1043.00
EL Baseplate Conversion Kit 3' with Allegion Connect - CON	050853	1043.00
EL Baseplate Conversion Kit 4' with Allegion Connect - CON	050854	1043.00
HD-EL Baseplate Conversion Kit 3' (Hex Dogging included - Panic Only)	050384	1043.00
HD-EL Baseplate Conversion Kit 4' (Hex Dogging included - Panic Only)	050385	1043.00
HD-EL Baseplate Conversion Kit 3' (Hex Dogging included - Panic Only) with Allegion Connect - CON	050855	1043.00
HD-EL Baseplate Conversion Kit 4' (Hex Dogging included - Panic Only) with Allegion Connect - CON	050856	1043.00
QEL Modular Conversion Kit	114317	887.00
QEL Modular Conversion Kit with Allegion Connect - CON	040061	887.00
HD-QEL Modular Conversion Kit (Hex Dogging included - Panic Only)	958002	887.00
HD-QEL Modular Conversion Kit (Hex Dogging included - Panic Only) with Allegion Connect - CON	040062	887.00
QEL Baseplate Conversion Kit 3'	958003	932.00
QEL Baseplate Conversion Kit 4'	040065	932.00
QEL Baseplate Conversion Kit 3' with Allegion Connect - CON	040063	932.00
QEL Baseplate Conversion Kit 4' with Allegion Connect - CON	040066	932.00
HD-QEL Baseplate Conversion Kit 3' (Hex Dogging included - Panic Only)	958004	932.00
HD-QEL Baseplate Conversion Kit 4' (Hex Dogging included - Panic Only)	040067	932.00
HD-QEL Baseplate Conversion Kit 3' (Hex Dogging included - Panic Only) with Allegion Connect - CON	040064	932.00
HD-QEL Baseplate Conversion Kit 4' (Hex Dogging included - Panic Only) with Allegion Connect - CON	040068	932.00
QEL 94/95 Inpact Modular Conversion Kit	958005	887.00
Pneumatic Latch Retraction		
Pneumatic Power Transfer	012014	601.00
Pneumatic Tubing - 25'	051828	24.00
Pneumatic Tubing - 50'	051823	32.00
Pneumatic Tubing - 100'	051824	54.00
Pneumatic Tubing - 200'	051825	103.00
Pneumatic Solenoid Kit	051826	824.00
Pneumatic Adapter Kit - LCN 1/4" Tube	051827	37.00

Prices subject to change without notice.

Description	Part. No.	List Price
Chexit		
Chexit PCB Kit - 15 second release - Ordered after 8/17/2015	040086	996.00
Chexit PCB Kit - 30 second release - Ordered after 8/17/2015	040088	1126.00
Chexit PCB KIT - 0 Second Delay release - Ordered after 8/17/2015	040089	1126.00
Chexit PCB Kit - 15 Second Boca release - Ordered after 8/17/2015	040091	1126.00
Chexit PCB Kit - Infinite Release	040087	1126.00
DE5300/RCM PCB Kit - 15 Second release	090943	948.00
DE5300/RCM Key Switch Assy	040169	119.00
RCM/DE5300 Cable Kit	040188	110.00
CX99-RCM Kit Less Module - Ordered after 8/17/2015	040198	250.00
CX98-RCM Kit Less Module - Ordered after 8/17/2015	040199	250.00
CX-RCM Cable Assy - Ordered after 8/17/2015	040092	67.00
CX Solenoid & Plunger	050533	293.00
Chexit Wiring Assembly - Ordered after 8/17/2015	040191	191.00
Sign 15 Second - Chexit/DE5300	113781	56.00
Sign 30 Second - Chexit/DE5300	113782	60.00
CX Motor Cable Kit - Ordered after 8/17/2015	040192	10.00
CX Trim Device Cable Kit - Ordered after 8/17/2015	040193	22.00
CX RX Switch Assembly Kit - Ordered after 8/17/2015	116717	229.00
CX Key Switch Assy 3' Device - Ordered after 8/17/2015	040170	115.00
CX Key Switch Assy 4' Device - Ordered after 8/17/2015	040189	115.00
CX Wire Guard - Ordered after 8/17/2015	970012	43.00

Description	Part. No.	List Price Non-Finished
Switch		
LX-RX 94/95 Switch Wire Assembly (R/Y/B)	110360	110.00
SS Cable	050544	132.00
SS Housing	050545	441.00
RX Switch Assy	050251	242.00
RX-LC Switch Assy	050281	280.00
RX-2 Switch Assy	050270	300.00
RX-Aux Switch Assy	050271	250.00
WP-RX-2 Aux Switch Assy	051881	348.00
LX Switch Assy 3'	050254	242.00
LX Switch Assy 4'	050255	242.00
LX-LC Switch Assy 3'	050286	280.00
LX-LC Switch Assy 4'	050285	280.00
LX-RX Switch Assy 3'	050256	365.00
LX-RX Switch Assy 4'	050257	365.00
LX-RX-LC Switch Assy 3'	050289	437.00
LX-RX-LC Switch Assy 4'	050291	437.00
EL-LX Switch Assy	050247	242.00
EL-LX-LC Switch Assy	050287	280.00
EL-LX-RX Switch Assy	050259	365.00
EL-LX-RX-LC Switch Assy	050293	437.00
94/95 Inpact LX Switch Kit	050226	242.00

Consult technical support for details.

Prices subject to change without notice.

Electric - Parts (continued)

Description	Part. No.	List Price Non-Finished	SP28, SP313
E360 Controls			
E360 FSE SOLENOID KIT	050743	612.00	-
E360 FS SOLENOID KIT	050744	612.00	-
E996 Trims			
E996 Mort Conv to E Kit	050673	693.00	-
E996 R/VC Conv to E Kit	050672	667.00	-
E996 Locking Mech Kit	050671	417.00	-
E996 Wire Harness	CABLE.10038	43.00	-
CON E996 Adapter Harness	106183	31.00	-
Alarm Kit			
ALK PCB Assembly	101030	459.00	-
ALK Cylinder Collar - 22	967704	-	22.00
ALK Cylinder Collar - 33A/35A/98/99	050525	-	44.00
ALK Sign	SIGN-1	23.00	-
ALK Arming Label	969349	12.00	-
ALK Disarming Label	969350	12.00	-
ALK Retainer Nut	969354	23.00	-
ALK Cylinder Spacer	970594	15.00	-
ALK Switch Actuator	971556	20.00	-
ALK Cylinder Bracket	971557	13.00	-
ALK Battery	990637	22.00	-
CON ALK/5599 Adapter Harness	106182	12.00	-
Cover Plate Anti-Rattle Spring Pkg/10	090036	12.00	-
Allegion Connect - Wire Harnesses			
		Net Price Non-Finished	
CON-6: Wire Harness, Molex Conn-Both Ends	106190	10.51	-
CON-12: Wire Harness, Molex Conn-Both Ends	106191	13.98	-
CON-26: Wire Harness, Molex Conn-Both Ends	106192	15.66	-
CON-32: Wire Harness, Molex Conn-Both Ends	106193	16.89	-
CON-38: Wire Harness, Molex Conn-Both Ends	106194	17.44	-
CON-44: Wire Harness, Molex Conn-Both Ends	106195	18.01	-
CON-50: Wire Harness, Molex Conn-Both Ends	106196	18.56	-
CON-192: Wire Harness, Molex Conn-Both Ends	106197	44.18	-
CON-6P: Wire Harness, Molex Conn, Crimped Pin	106201	13.42	-
CON-12P: Wire Harness, Molex Conn, Crimped Pin	106202	16.89	-
CON-26P: Wire Harness, Molex Conn, Crimped Pin	106203	18.56	-
CON-32P: Wire Harness, Molex Conn, Crimped Pin	106204	19.80	-
CON-38P: Wire Harness, Molex Conn, Crimped Pin	106205	20.35	-
CON-44P: Wire Harness, Molex Conn, Crimped Pin	106206	20.92	-
CON-50P: Wire Harness, Molex Conn, Crimped Pin	106207	21.47	-
CON-192P: Wire Harness, Molex Conn, Crimped Pin	106208	46.52	-
CON-6W: Wire Extension to power supply	106210	13.42	-
CON-Kit, Connector Service Kit	050823	110.48	-
Miscellaneous			
		List Price Non-Finished	
Switch Cover Assy - 4000 Monitor Strikes	105100	129.00	-
EPT Filler Kit	900978	-	27.00
900-BAT Power Supply Batteries	44487155	116.00	-
PS914 Enclosure Door Label	44489870	4.50	-

Prices subject to change without notice.

Parts - 26 Series GUARD-X/237 Two Point Latch

Guard-X 26 Series

Description	Part. No.	Non-Finished	List Price	
			BLACK, US19	SP28, SP313
2670 Lockside Cover Kit SP28	COVER.109	-	-	182.00
2670 Lockside Cover Kit US19	COVER.122	-	182.00	-
2670 Lockside Cover Kit SP313	COVER.121	-	-	182.00
2670 Hingeside Cover Kit - Silver	COVER.114	-	-	47.00
2670 Hingeside Cover Kit - Black	COVER.115	-	47.00	-
2670 Hingeside Cover Kit - Brown	COVER.116	-	-	47.00
2670 Endcap Kit	ECAP.105	-	27.00	-
2670 PCB Kit Field - English	PCB.10018	246.00	-	-
2670 PCB Kit Field - Spanish	PCB.10019	246.00	-	-
2670 PCB Kit Field - French	PCB.10020	246.00	-	-
Alarm Sign - French	SIGN.1001	63.00	-	-
Alarm Sign - Spanish	SIGN.1002	63.00	-	-
Alarm Sign - English	SIGN.1003	63.00	-	-
Cylinder Retaining Bracket Kit	BRKT.121	36.00	-	-
Lightpipe Kit	PIPE.101	28.00	-	-
2670 Cylinder Tailpiece Extension	050379	10.00	-	-
2670 Device Mounting Package US28	PKGMTG.1002	-	-	31.00
2670 Device Mounting Package Black	PKGMTG.1003	-	31.00	-
2670 Cover Screw Kit SP28	PKGSCR.1001	10.00	-	-

237 Two Point Latch

Description	Part. No.	Non-Finished	List Price				
			US32D	US10B	US10	US4	US32
237 Top Rod Assembly	112845	-	456.00	464.00	419.00	526.00	507.00
237 Bottom Rod Assembly	112844	137.00	-	-	-	-	-
237 Mounting Plate Package	112835	-	14.00	14.00	14.00	37.00	14.00

Prices subject to change without notice.

Service Replacement - Parts

Description	Part. No.	Non-Finished	List Price			
			US10B, US26D	US10	US4	US3, US26
7500-880TP Retrofit Kit	050122	-	67.00	67.00	67.00	67.00
End Cap Mtg. Brkt. Screw (Pkg of 30)	090060	51.00	-	-	-	-
Old Style Hex Dogging Retrofit Kit	050709	67.00	-	-	-	-
Old Style 227 Dog Key 5/32" (Pkg of 10)	090084	69.00	-	-	-	-
34/58 Thumb Latch Lift Spring (Pkg of 5)	091030	67.00	-	-	-	-
34/58 Dog Lock Spring (Pkg of 10)	091031	120.00	-	-	-	-
34/58 Auxiliary Bolt Spring (Pkg of 10)	091032	199.00	-	-	-	-
66 Dog Screw (Pkg of 10)	091061	141.00	-	-	-	-
222 Dog Key 7/32" (Pkg of 10)	091080	94.00	-	-	-	-
Wedgetite Screw - Fine Thread (Pkg of 10)	091082	63.00	-	-	-	-
370 Series 6-32 x 1/4 UFPHMS	963150	12.00	-	-	-	-
370 Series 1/4-20 x 1 Set Screw	963584	12.00	-	-	-	-
33/3527 Bottom Rod Roll Pin	963585	12.00	-	-	-	-
SS333NL Backplate Screw 8-32 x 3/8" PPHMS	963712	12.00	-	-	-	-
10-24 x 1/2" UFPHMS Epoxy Lock	963873	12.00	-	-	-	-
370 Series 6-32 x 7/16" PPHMS	963902	12.00	-	-	-	-
333/337 1/4-20 x 2 Socket Set Screw	963905	12.00	-	-	-	-
370 Series #10 Flat Washer	964375	12.00	-	-	-	-
Cover Bearing Insert - Old Style	969889	12.00	-	-	-	-
334/333/337/3308 Sex Bolt Extension	971614	13.00	-	-	-	-
992L-DT OR NL Conversion Kit	050154	119.00	-	-	-	-
992L Replacement Cam Kit w/Slider	050155	119.00	-	-	-	-
992L Replacement Cam Kit Less Slider	050157	49.00	-	-	-	-
Note Original ship date on Parts listed below						
EL Solenoid Replacement Kit	050218	665.00	-	-	-	-
For EL Devices shipped before January 1987						
Orbit Knob Assy - 606K/880K Trim	108490	-	203.00	203.00	203.00	203.00
Orbit Knob Assy - 606K-DT/880K-DT Trim	108493	-	203.00	203.00	203.00	203.00
880 Knob Booster Spring Assembly	033024	49.00	-	-	-	-
For Trims shipped before October 1989						
#22 Hitch Pin - Hex/CD Dogging old style	963909	12.00	-	-	-	-
Dogging Shaft - Hex Dogging Old Style	968112	15.00	-	-	-	-
CD Actuator Arm - Cylinder Dogg Old Style	968116	13.00	-	-	-	-
For Devices shipped before July 1997						
7500-373L Retrofit Kit	050124	20.00	-	-	-	-
For Devices shipped before August 1997						
22/98/9927/-F Btm Latch/Brkt Repl. Kit	050090	-	141.00	141.00	141.00	141.00
22/98/9927/-F Top Latch/Brkt Repl. Kit	050091	-	141.00	141.00	141.00	141.00
22/98/9927/27-F Latch Mtg. Screws 1 3/4" Dr	900564	12.00	-	-	-	-
22/98/9927/27-F Latch Mtg. Screws 2 1/4" Dr	900569	12.00	-	-	-	-
For Devices shipped before October 1998						
Mechanism End Cap Screw Package	900901	-	12.00	15.00	12.00	12.00
RX 330/350 Old Style End Cap Mtg. Bracket for Lock Stile	050397	12.00	-	-	-	-
For Devices shipped before January 2002						
47 Btm Latch Spirol Pin (Pkg of 10)	090062	15.00	-	-	-	-
For Devices shipped before April 2003						
376WDC Rod member Kit 1 3/4"	109113	129.00	-	-	-	-
376WDC Rod Member Kit 2" Door	900583	-	138.00	138.00	138.00	138.00
376WDC Rod Member Kit 2 1/4" Door	109118	181.00	-	-	-	-
For Controls shipped before January 2008						

Prices subject to change without notice.

Part Number Cross Reference

OLD P/N	NEW P/N	OLD P/N	NEW P/N	OLD P/N	NEW P/N	OLD P/N	NEW P/N
213	050342	101801	050456	106769	050316	111942	050193
011214	050338	101907	050418	106769	050318	111948	113100
011223	050343	102274	050139	106769	050324	111949	050506
011224	050339	102277	050137	106769	050326	111950	050504
011233	050340	102551	050036	106780	050493	112342	050575
011234	050336	102676	050462	107021	050750	112461	111869
011243	050341	102681	050463	107023	050592	112727	050491
011244	050337	102685	050432	107682	050451	112906	050494
011253	050350	102691	050430	107798	050456	112907	050495
011254	050346	102694	050431	108327	050402	112910	050583
011263	050351	102701	050446	108360	050513	112915	050535
011264	050347	102703	050202	108361	050515	112924	050401
011273	050348	102930	114141	108994	PBKIT.1001	112925	050400
011274	050344	103234	050455	108994	PBKIT.1002	113004	050732
011283	050349	104154	050411	108995	PBKIT.1003	113005	050733
011284	050345	104164	050428	108995	PBKIT.1004	113006	050734
050361	050360	104165	050429	109041	050537	113007	050736
061420	050005	104367	050210	109160	050128	113078	050737
062370	050459	104759	050053	109759	050492	113079	050738
090058	090065	105020	050457	109760	050754	113080	050739
100511	050200	105163	050110	109811	900620	113081	050741
100693	050209	105641	050096	109826	050366	113125	050548
100729	050439	105666	050458	109861	050357	113126	050549
100744	050438	106118	050440	110007	050531	113129	050550
100751	050497	106122	050441	110008	050532	113130	050551
100999	050442	106144	050372	110051	050401	113133	050552
101000	050443	106145	050374	110052	050400	113134	050553
101011	050201	106147	050373	110058	050402	114169	050516
101134	050112	106174	050437	110163	050756	945501	090001
101137	050136	106180	050452	110165	050757	950522	090012
101149	050368	106708	050295	110375	050574	951081	050476
101190	050367	106708	050296	110416	050582	951780	090013
101444	050444	106708	050297	110472	050544	951960	050501
101445	050445	106708	050298	110525	110769	951970	050502
101590	050498	106708	050303	110573	050512	952400	050448
101593	050424	106708	050304	110574	050514	952530	050447
101594	050425	106708	050305	110658	050545	956011	PKGSRV.1018
101598	050426	106708	050306	110740	050536	956520	090020
101599	050427	106725	050299	110741	050534	957750	050278
101648	050482	106725	050300	110767	971012	958643	090014
101662	050409	106725	050301	110783	971012	959098	113853
101665	050410	106725	050302	110845	113098	959122	972466
101686	050413	106725	050307	111645	050752	959707	971593
101689	050414	106725	050308	111651	050758	959850	050352
101695	050420	106725	050309	111657	050760	959853	050353
101695	050422	106725	050310	111669	050762	959957	050355
101698	050421	106847	050412	111675	050764	959958	050332
101698	050423	106763	050311	111795	101030	959969	050364
101701	050417	106763	050313	111931	050197	959986	050333
101704	050419	106763	050319	111932	050196	959990	090023
101707	050415	106763	050321	111933	050189	959991	050356
101710	050416	106765	050312	111934	050191	959995	050334
101713	050435	106765	050314	111935	050184	960049	090030
101716	050436	106765	050320	111936	050183	960303	970488
101750	050460	106765	050322	111937	050198	960345	050503
101751	050461	106767	050315	111938	050199	960548	050464
101752	050471	106767	050317	111940	050195	101777	050455
101753	050472	106767	050323	111941	050192	960578	050327

Prices subject to change without notice.

Part Number Cross Reference

OLD P/N	NEW P/N	OLD P/N	NEW P/N	OLD P/N	NEW P/N	OLD P/N	NEW P/N
960581	050453	966384	050607	969582	090076	971267	050525
960652	050277	966450	971614	969816	050601	971308	090038
960675	050499	966897	050541	969836	050555	971326	050538
960756	050211	967032	050490	969837	050555	971348	090088
960856	050260	967116	90069	969838	050556	971351	090039
961152	050369	967151	051705	969839	050556	971367	090047
961206	050465	967154	051707	969855	050566	971424	050275
961218	050478	967224	090011	969864	050564	971425	050276
961628	050453	967448	090064	969925	972466	971483	050566
961814	050272	967481	090097	969987	050530	971492	090040
961988	900614	967482	050607	969994	050474	971495	090043
963011	900502	967484	050599	969995	050475	971496	090045
963019	090035	967489	050606	970079	90048	971507	090031
963094	090024	967490	050609	970086	050555	971507	050585
963096	090025	967492	050600	970087	050555	971537	090072
963098	900610	967493	050602	970088	050556	971560	050406
963099	090002	967495	090096	970089	050556	971561	050407
963100	050613	967496	090090	970126	970387	971562	050570
963103	090015	967502	050354	970148	970388	971564	050569
963128	090059	967616	050328	970173	968694	971567	050546
963130	090032	967622	050454	970180	971556	971568	050481
963155	090061	967623	050454	970181	971557	971583	050611
963193	090016	967644	050598	970184	050621	971583	PKGSRV.1010
963512	090100	967648	050612	970193	050488	971584	090070
963531	050614	967673	090095	970194	050489	971625	050554
963585	090010	967736	050004	970206	050554	971627	050559
963712	900613	967738	050004	970207	050554	971628	050560
963750	090018	967826	090065	970208	050554	971629	050562
963757	090103	967968	090062	970368	050547	971630	050562
963760	090098	968503	050508	970441	090074	971631	050563
963789	090027	968638	050486	970527	050557	971632	050563
963935	090054	968639	050487	970528	050558	971635	050397
964041	090077	968762	968793	970547	971822	971638	050565
964066	090107	968833	050449	970549	900588	971781	050559
964085	090063	968834	090056	970567	050616	971782	050560
964154	090102	968862	050597	970597	050557	971796	050507
964358	900541	968863	050596	970598	050557	971837	090046
964360	090034	968868	050619	970599	050557	971838	090044
964363	050509	968957	090057	970601	050558	971910	050524
964390	090037	968964	090058	970602	050558	971974	050526
964395		968969	090067	970603	050558	971993	090049
964557	090073	969199	050361	970719	090036	971493	090041
965278	050360	969219	050603	970771	090068	971494	090042
965279	050359	969235	050542	970815	050576	990592	050540
965294	090033	969244	050543	970817	050358	990598	050539
965300	050362	969252	090071	970863	972549	990598	050539
965301	050363	969295	971010	970873	970872		
965322	090009	969297	090075	970909	050500		
965325	050273	969300	661481	970911	050559		
965326	050274	969400	969889	970912	050559		
965335	090017	969369	050477	970914	050560		
965506	050505	969400	969889	970915	050560		
965676	090021	969467	090079	971050	090066		
965916	090092	969855	050566	971052	050562		
965917	090091	969864	050564	971053	050562		
965996	050331	969506	050566	971055	050563		
106767	050325	111939	050194	960577	050279		
966165	050370	969520	050529	971056	050563		

Prices subject to change without notice.

Wiring Diagrams

A library of common wiring diagrams are available at no-charge for use in single and double door applications utilizing various configurations of Allegion door hardware products. These diagrams and much more can be accessed through our Knowledge Center tool at <http://kc.allegion.com/>, simply click on the link Common wiring diagrams.

Custom Wiring Diagrams

When common wiring diagrams do not meet the needs of the job requirements, Allegion offers a service to purchase custom wiring diagrams. All custom wiring diagrams include a point-to-point drawing, a riser diagram, and a detailed theory of operation. Custom wiring diagrams fall into two categories; Standard and Complex.

- Standard drawings: All Allegion products with a single opening and a basic theory of operation. These drawings will be quoted a NET \$250 for each drawing
- Complex drawings: Generic contacts, 3rd party components, complex relay logic, timer circuit logic, any other additional advanced logic. Drawings that fall under this type will receive a NET quote depending on the time required to complete the drawings at an hourly rate of \$200/hour with a \$250 minimum NET

How to Request a Quote for a Custom Wiring Diagram

- Custom wiring diagrams can only be ordered by and shipped to current Allegion Channel Partners
- Wiring Diagram Request Forms can be obtained by:
 - Sending an email request to Wiring.Diagram.Request@allegion.com
 - Using the online Distributor Portal under; My Support / Orders & Invoicing
 - Using the form located on page 173
- Once completed, email the completed request form to Wiring.Diagram.Request@allegion.com for processing
 - Be sure and include the following information to prevent delays to the request:
 - All supporting documentation for non-Allegion products
 - Hardware list with complete part numbers
 - Detailed Theory of operation for all openings
- Upon receipt the custom wiring coordinator will review and clarify the request as needed
- Once all clarifications are resolved a QUOTE#, NET pricing, and lead time will be assigned and communicated to the requestor within 1 business day
- QUOTE# is valid for 90 days
- A purchase order with the QUOTE# must be received for the wiring diagrams to be produced
 - Send the completed PO to Wiring.Diagram.Request@allegion.com
- Lead time is generally 2-3 weeks from time PO is received, more complex requests will have longer lead times
- Changes to the original request after a quote approval may incur additional charges and affect lead time
- Completed custom wiring diagrams will be emailed to the requestor

Prices subject to change without notice.

Wiring Diagram Request Form



ALLEGION™

Must be a Schlage Electronics, LCN, or Von Duprin Dealer

Date ___/___/___ Project Name _____

Dealer/Distributor _____

Account # _____ Dealer Contact Name _____ Phone ____-____-____

Provide a Primary Technical Contact _____ Phone ____-____-____

Provide/Attach the Following

- All supporting documentation for all non-Allegion products.
 - Included hardware list with complete part numbers.
 - Detailed Theory of Operation for all openings.

Additional information that helps expedite the project:

Door Number; Door Size; Door Material;
Fire Rated Opening; Single/Pair; Double Egress; Interior/Exterior;
Interlocked Opening; Basic Floor Plan/Traffic Flow

E-mail completed form and supporting documentation to

Wiring.Diagram.Request@allegion.com

Phone: 877-671-7011

Warranty

Warranty: The Company warrants that the product manufactured by it and delivered hereunder will be free of defects in material and workmanship for a period as follows: (1) exit devices and trim for 36 months from the date of placing the product in operation or for 42 months from the date of shipment; (2) electric strikes for 5 years on mechanical components and 1 year on electrical components including the solenoid and wiring from the date of installation; and (3) electrified exit devices and other electrified products for 12 months from the date of placing the product in operation or 18 months from the date of shipment, whichever shall first occur. The Purchaser shall be obligated to promptly report any failure to conform to this limited warranty, in writing, to the Company within said limited warranty period, whereupon the Company shall, at its option, correct such nonconformity, by suitable repair to such product or, furnish a replacement part F.O.B. point of shipment; provided the Purchaser has stored, installed, maintained and operated such product in accordance with good industry practices and has complied with specific recommendations of the Company. Accessories or product furnished by the Company, but manufactured by others, shall carry whatever warranty the manufacturers have conveyed to the Company and which can be passed on to the Purchaser. The Company shall not be liable for any repairs, replacements, or adjustments to the product or any costs of labor performed by the Purchaser or others without the Company's prior written approval.

The effects of corrosion, erosion and normal wear and tear are specifically excluded from this limited warranty. Performance warranties are limited to those specifically stated within the Company's proposal. Unless responsibility for meeting such performance warranties are limited to specified shop or field tests, the Company's obligation shall be to correct in the manner and for the period of time provided above.

The Company makes no other warranty or representation of any kind whatsoever, expressed or implied, except that of title, and all implied warranties of merchantability and fitness for a particular purpose, are hereby disclaimed. No agent, representative, dealer, or employee of Company has the authority to increase or alter the obligations of this limited warranty.

Correction by the Company of nonconformities whether patent or latent, in the manner and for the period of time provided above, shall constitute fulfillment of all liabilities of the Company for such nonconformities, whether based on contract, warranty, negligence, indemnity, strict liability or otherwise with respect to or arising out of such Equipment.

The Purchaser shall not operate product which is considered to be defective, without first notifying the Company in writing of its intention to do so. Any such use of product will be at the Purchaser's sole risk and liability and will not be covered by this limited warranty.

Customer Care: 877-671-7011

RMA requests (Return Material Authorization) are to be directed to Von Duprin, 2720 Tobey Drive, Indianapolis, IN 46219. Attn: Customer Service.

About Allegion

Allegion (NYSE: ALLE) creates peace of mind by pioneering safety and security. As a \$2 billion provider of security solutions for homes and businesses, Allegion employs more than 7,800 people and sells products in more than 120 countries across the world. Allegion comprises 23 global brands, including strategic brands CISA®, Interflex®, LCN®, Schlage® and Von Duprin®.

For more, visit www.allegion.com

KRYPTONITE ■ LCN ■  ■ STEELCRAFT ■ VON DUPRIN