

DIRECTED®

Passive Keyless Entry System (PKE)

Model 2102

Owner's Guide

Contents

Government regulations	iii
Warning! Safety first	v
Important information	v
System maintenance.....	v
Using the system	vi
Automatic unlocking and locking of the vehicle.....	vi
Manual unlocking and locking of the vehicle	vi
Manual enabling and disabling of the PKE system	1
Automatic enabling and disabling of the PKE system	2
Glossary of terms	3
Limited lifetime consumer warranty	5

Government regulations

This device complies with Part 15 of FCC rules. Operation is subject to the following two conditions: (1) This device may not cause harmful interference, and (2) This device must accept any interference received, including interference that may cause undesirable operation.

This equipment has been tested and found to comply with the limits for a class B digital device, pursuant to Part 15 of the FCC Rules. These limits are designed to provide reasonable protection against harmful interference in a residential installation. This equipment generates and can radiate radio frequency energy and, if not installed and used in accordance with the instruction manual, may cause harmful interference to radio communications. However, there is no guarantee that interference will not occur in a particular installation. If this equipment does cause harmful interference to radio or television, which can be determined by turning the equipment Off and ON, the user is encouraged to try to correct the interference by one or more of the following measures:

- Reorient or relocate the receiving antenna.
- Increase the separation between the equipment and receiver.
- Connect the equipment into an outlet on a circuit different from that to which the receiver is connected.
- Consult the dealer or an experienced radio / TV technician for help.

To satisfy FCC RF exposure compliance requirements, this device should be used in hand-held, hand operated configurations only. This device is designed to be used in a person's hands and its operating configurations do not support normal transmissions while it is carried in pockets or holsters next to a persons' body.

This device complies with the Industry Canada Radio Standards Specification RSS 210. Its use is authorized only on a no-interference, no-protection basis; in other words, this device must not be used if it is determined that it causes harmful interference to services authorized by IC. In addition, the user of this device must accept any radio interference that may be received, even if this interference could affect the operation of the device.

Warning:

The installation of this product must only be performed by technicians who are trained or certified by Directed dealers. Changes or modifications not expressly approved by the party responsible for compliance could void the user's authority to operate this device.

Warning! Safety first

The following safety warning must be observed at all times:

Due to the complexity of this system, installation of this product must only be performed by an authorized Directed dealer.

Important information

Congratulations on the purchase of your state-of-the-art Passive Keyless Entry System (PKE). Due to the complexity of this system, it must be installed by an authorized dealer only. Installation of this product by anyone other than an authorized dealer voids the warranty. All dealers are provided with a preprinted dealer certificate to verify authorization.

By carefully reading this Owner's Guide prior to using your system, you will maximize the use of this system and its features. You can print additional or replacement copies of this manual by accessing our web site at www.viper.com.

System maintenance

The system requires no specific maintenance. Your remote is powered by a small coin cell lightweight 3-volt lithium battery that lasts approximately one year under normal use. The remote uses one CR2025 cell battery (with an approximate lifespan of 3 years). When the battery begins to weaken, the operating range is reduced.

Using the system

Automatic unlocking and locking of the vehicle

Passive door unlocking

The doors will automatically unlock and disarm the starter kill when you approach within 4 feet of the vehicle equipped with the valid key fob.

Passive door locking

The doors will automatically lock and arm the starter kill when you leave the active zone, which is within 4 feet of the vehicle.

Starter kill output

When the starter kill feature is active, its purpose is to interrupt the starter wire. This will prevent intruders from starting the vehicle while the starter kill is armed.


Note: This feature must be configured by the installer.

The starter kill is disabled as soon as the doors are unlocked by the PKE system. Consequently, this feature is also enabled as soon as the doors are locked by the PKE system.


Manual unlocking and locking of the vehicle

Although the PKE system locking and unlocking are all done automatically when you approach and leave the vehicle, it still offers the flexibility of allowing you to manually lock and unlock the doors by using the remote.

Unlocking

Press and hold the  button until the LED on the remote flashes red. The parking lights will flash **twice** to confirm the doors have been unlocked.

Locking


Quickly press and release the  button. The LED on the remote will flash red indicating that the command is being sent, and the parking lights will flash **once** to confirm the doors have been locked.

Manual enabling and disabling of the PKE system

The purpose of disabling the PKE system is to prevent the doors from unwanted unlocking and locking in the following situations:


- Cleaning the vehicle.
- Hanging out around the vehicle or loading/unloading packages.
- Vehicle is parked in an area where you frequently pass by the active zone.
- Car repairs and installations.
- Other similar situations.

Enabling the PKE system

Quickly press and release the key fob  button twice, then press and hold until the remote LED flashes red, and the parking lights flash **3 times** to confirm the system has been disabled. As you are in the active range, the key fob LED will flash green followed by red. This is another confirmation that the PKE system has been enabled.

Note: Even when the PKE system is disabled, manually unlocking and locking doors is still possible, as long as the ignition is OFF.

Disabling the PKE system

Quickly press and release the key fob  button twice, then press and hold until the remote LED flashes red, and the parking lights flash **5 times** to confirm the system has been disabled. As you are in the active range, the key fob LED will no longer flash green followed by red. This is another confirmation that the PKE system has been disabled.

Automatic enabling and disabling of the PKE system

For security reasons, your PKE system will be disabled while the vehicle is in motion.

Turning the sleep mode ON

In order to save power, the PKE system will go into sleep mode once the user has executed the following operations:

1. Open/close a door.
2. Press and release the brake pedal (a valid key fob must be in the vehicle).

Note: This feature is automatic and does not affect the user's experience.

Turning the sleep mode OFF

The PKE system will come out of sleep mode and will start scanning again, when a door is opened/closed.

Note: This feature is automatic and does not affect the user's experience.

Glossary of terms

Key Fob: The functions of the Passive Keyless Entry (PKE) system are contained on a key fob or built into the ignition key handle itself. A key fob is by definition a key chain.

LED: A light used to indicate the status of your system. It is located on your remote.

PKE: Passive Keyless Entry.

Starter Kill: An automatic switch controlled by the system which prevents the vehicle's starter from cranking whenever the system is locked.

Limited lifetime consumer warranty

Directed promises to the original purchaser to repair or replace (at Directed's election) with a comparable reconditioned model any Directed unit (hereafter the "unit"), excluding without limitation the siren, the remote transmitters, the associated sensors and accessories, which proves to be defective in workmanship or material under reasonable use during the lifetime of the vehicle provided the following conditions are met: the unit was purchased from an authorized Directed dealer, the unit was professionally installed and serviced by an authorized Directed dealer; the unit will be professionally reinstalled in the vehicle in which it was originally installed by an authorized Directed dealer; and the unit is returned to Directed, shipping prepaid with a legible copy of the bill of sale or other dated proof of purchase bearing the following information: consumer's name, telephone number and address; the authorized dealers name, telephone number and address; complete product description, including accessories; the year, make and model of the vehicle; vehicle license number and vehicle identification number. All components other than the unit, including without limitation the siren, the remote transmitters and the associated sensors and accessories, carry a one-year warranty from the date of purchase of the same. ALL PRODUCTS RECEIVED BY DIRECTED FOR WARRANTY REPAIR WITHOUT PROOF OF PURCHASE WILL BE DENIED. This warranty is non-transferable and is automatically void if: the original purchaser has not completed the warranty card and mailed it within ten (10) days from the date of purchase to the address listed on the card; the unit's date code or serial number is defaced, missing or altered; the unit has been modified or used in a manner contrary to its intended purpose; the unit has been damaged by accident, unreasonable use, neglect, improper service, installation or other causes not arising out of defects in materials or construction. The warranty does not cover damage to the unit caused by installation or removal of the unit. Directed, in its sole discretion, will determine what constitutes excessive damage and may refuse the return of any unit with excessive damage.

TO THE MAXIMUM EXTENT ALLOWED BY LAW, ALL WARRANTIES, INCLUDING BUT NOT LIMITED TO EXPRESS WARRANTY, IMPLIED WARRANTY, WARRANTY OF MERCHANTABILITY, FITNESS FOR PARTICULAR PURPOSE AND WARRANTY OF NON-INFRINGEMENT OF INTELLECTUAL PROPERTY, ARE EXPRESSLY EXCLUDED; AND DIRECTED NEITHER ASSUMES NOR AUTHORIZES ANY PERSON OR ENTITY TO ASSUME FOR IT ANY DUTY, OBLIGATION OR LIABILITY IN CONNECTION WITH ITS PRODUCTS. DIRECTED DISCLAIMS AND HAS ABSOLUTELY NO LIABILITY FOR ANY AND ALL ACTS OF THIRD PARTIES INCLUDING ITS AUTHORIZED DEALERS OR INSTALLERS. DIRECTED SECURITY SYSTEMS, INCLUDING THIS UNIT, ARE DETERRENTS AGAINST POSSIBLE THEFT. DIRECTED IS NOT OFFERING A GUARANTEE OR INSURANCE AGAINST VANDALISM, DAMAGE OR THEFT OF THE AUTOMOBILE, ITS PARTS OR CONTENTS; AND HEREBY EXPRESSLY DISCLAIMS ANY LIABILITY WHATSOEVER, INCLUDING WITHOUT LIMITATION, LIABILITY FOR THEFT, DAMAGE AND/OR VANDALISM. THIS

WARRANTY DOES NOT COVER LABOR COSTS FOR MAINTENANCE, REMOVAL OR REINSTALLATION OF THE UNIT OR ANY CONSEQUENTIAL DAMAGES OF ANY KIND. IN THE EVENT OF A CLAIM OR A DISPUTE INVOLVING DIRECTED OR ITS SUBSIDIARY, THE VENUE SHALL BE SAN DIEGO COUNTY IN THE STATE OF CALIFORNIA. CALIFORNIA STATE LAWS AND APPLICABLE FEDERAL LAWS SHALL APPLY AND GOVERN THE DISPUTE. THE MAXIMUM RECOVERY UNDER ANY CLAIM AGAINST DIRECTED SHALL BE STRICTLY LIMITED TO THE AUTHORIZED DIRECTED DEALER'S PURCHASE PRICE OF THE UNIT. DIRECTED SHALL NOT BE RESPONSIBLE FOR ANY DAMAGES WHATSOEVER, INCLUDING BUT NOT LIMITED TO, ANY CONSEQUENTIAL DAMAGES, INCIDENTAL DAMAGES, DAMAGE TO VEHICLE, DAMAGES FOR THE LOSS OF TIME, LOSS OF EARNINGS, COMMERCIAL LOSS, LOSS OF ECONOMIC OPPORTUNITY AND THE LIKE. NOTWITHSTANDING THE ABOVE, THE MANUFACTURER DOES OFFER A LIMITED WARRANTY TO REPLACE OR REPAIR THE CONTROL MODULE SUBJECT TO THE CONDITIONS AS DESCRIBED HEREIN. THIS WARRANTY IS VOID IF THE UNIT HAS NOT BEEN PURCHASED FROM DIRECTED, OR AN AUTHORIZED DIRECTED DEALER, OR IF THE UNIT HAS BEEN DAMAGED BY ACCIDENT, UNREASONABLE USE, NEGLIGENCE, ACTS OF GOD, NEGLIGENCE, IMPROPER SERVICE, OR OTHER CAUSES NOT ARISING OUT OF DEFECT IN MATERIALS OR CONSTRUCTION.

Some states do not allow limitations on how long an implied warranty will last or the exclusion or limitation of incidental or consequential damages. This warranty gives you specific legal rights and you may also have other rights that vary from State to State.

This warranty is only valid for sale of product(s) within the United States of America. Product(s) sold outside of the United States of America are sold "AS-IS" and shall have NO WARRANTY, express or implied. This product may be covered by a Guaranteed Protection Plan ("GPP"). See your authorized Directed dealer for details of the plan or call Directed Customer Service at 1-800-876-0800.

Make sure you have all of the following information from your authorized Directed dealer: A clear copy of the sales receipt, showing the following:

- Date of purchase
- Your full name and address
- Authorized dealer's company name and address
- Type of alarm installed
- Year, make, model and color of the automobile
- Automobile license number
- Vehicle identification number
- All security options installed on automobile
- Installation receipts

920-0003 06-06

The company behind this system is Directed

Since its inception, Directed has had one purpose, to provide consumers with the finest vehicle security and car stereo products and accessories available. The recipient of nearly 100 patents and Innovations Awards in the field of advanced electronic technology.

Directed is ISO 9001 registered.

Quality Directed products are sold and serviced throughout North America and around the world.

Call (800) 274-0200 for more information about our products and services.

Designed and Engineered in the USA

DIRECTED[®]

G7768 2012-04

Vista, CA 92081
www.directed.com

© 2012 Directed—All rights reserved