


Clifford PN 904120

CLIFFORD

The Science of Security™



Compatible with the following systems:

GP1000T (G5)

Arrow 5 (G5)

Polaris 4 (G4)

Cyber 2 (G4)

Ace 200 (G4)

Arrow 3 (G4)

Matrix 1





CLIFFORD
MATRIX®

2 Button, In-Key Replacement Transmitter PN 904120


To program your new transmitter:

1. **IGNITION ON:** Place the key into the ignition and turn to the ON position or start the engine.
2. **ENTER PIN NUMBER:** Enter your PIN number using the Plainview 2 valet switch.

Note: The Factory default PIN number is written on the back of the system owner's guide.

3. **PRESS/HOLD/RELEASE:** Immediately PRESS and HOLD the ★ button until you hear one chirp and the Status LED turns on, then RELEASE the ★ button.
4. **PRESS/RELEASE:** PRESS and RELEASE the "blank" button once. Pause until you hear one chirp.
5. **PRESS/RELEASE:** PRESS and RELEASE the ★ button once. The siren will chirp once as you push the button.
6. **TRANSMIT:** Press the  button on your new transmitter. The siren will chirp once to confirm it has received the transmission.
7. **TRANSMIT AGAIN:** Press the  button a second time. The siren will chirp twice to confirm it has learned your new transmitter.

8. **IGNITION OFF:** Turn the ignition off and remove the key: The alarm will chirp three times to indicate exiting transmitter learn routine.

9. **TEST TRANSMITTER:** Press the  button to verify that the transmitter is operating the alarm system.

Note: This transmitter auto-learn routine is applicable to specific system/transmitter combinations, use the following reference guide or consult your local Clifford dealer for your particular application

904120 transmitter: GP1000T/Arrow 5/Arrow 3/Cyber 2

904065 transmitter: Arrow 5 /Arrow 3 / Cyber 2

904100 transmitter: Concept 100 / Concept 450/
Intelliguard 6000 / Cyber 4

904075 transmitter: All other systems

This device complies with Part 15 of FCC rules. Operation is subject to the following conditions: (1) This device may not cause harmful interference, and (2) This device must accept any interference received, including interference that may cause undesired operation. Changes or modifications not expressly approved by the party responsible for compliance could void the user's authority to operate this device.

P/N 904120 04-05



Directed
ELECTRONICS, INC.

MADE IN CHINA
©2005 Directed Electronics, Inc. Vista CA 92081
All rights reserved.