

vtech®

User's Manual

ABC Food Fun™



© 2006 VTECH
Printed in China
91-02216-000 (美)

Dear Parent,

*At VTech® we know how important the first day of school is for your child. To help prepare preschoolers for this important event, VTech® has developed the **Preschool Learning™** series of interactive toys.*

***Preschool Learning™** features fun characters and inviting school themes that use technology to capture a child's attention and teach important preschool skills like spelling, counting and the alphabet. These vital skills are taught in a way that's both fun and highly engaging to maintain a child's interest. Children will also be introduced to fun school subjects such as art class, music class and even recess! With **Preschool Learning™**, learning is fun from day one!*

At VTech® we know that a child has the ability to do great things. That's why all of our electronic learning products are uniquely designed to develop a child's mind and allow them to exert the best of their ability. We thank you for trusting VTech® with the important job of helping your child learn and grow!

Sincerely,

Your Friends at VTech®


*To learn more about **Preschool Learning™** and other VTech® toys, visit*

www.vtechkids.com

INTRODUCTION

Thank you for purchasing the **VTech® ABC Food Fun™!**

The **VTech® ABC Food Fun™** is a portable, interactive fridge for preschool children ages 3 years and over. The 3 modes of play and 26 bright letter and food pieces encourage little ones to learn letters, colors and foods. Playful music and fun sound effects add to the great play experience!



INCLUDED IN THIS PACKAGE

- One VTech® ABC Food Fun™
- 26 Food/Letter Pieces

24 Food Pieces



APPLE



BREAD



CHEESE



DRUMSTICK



EGG



FISH



GRAPES



HONEY



ICE-CREAM



JUICE



KIWI



LEMON



MILK



NUTS



ORANGE



POTATO



RICE



SPAGHETTI



TOMATO



UTENSILS



VEGETABLES



WATER



YOGURT



ZUCCHINI

2 Letter Pieces



Q



X

- The fridge and the 26 items are magnetic and can be attached to suitable surfaces
- One User's Manual


CAUTION

This unit and all the accompanying objects are magnetized and should be kept away from electrical appliances and sharp metallic objects. Note: Surface areas such as refrigerator door are acceptable for use.

GETTING STARTED

BATTERY INSTALLATION

1. Make sure the unit is OFF.
2. Locate the battery cover on the bottom of the unit.
3. Open the battery cover.
4. Install 2 new “AA” (UM-3/LR6) batteries into the compartment as illustrated.
5. Replace the battery cover.



BATTERY NOTICE

- Install batteries correctly observing the polarity (+, -) signs to avoid leakage.
- Do not mix old and new batteries.
- Do not mix batteries of different types: alkaline, standard (carbon-zinc) or rechargeable (nickel-cadmium).
- Remove the batteries from the equipment when the unit will not be used for an extended period of time.
- Always remove exhausted batteries from the equipment.
- Do not dispose of batteries in fire.
- Do not attempt to recharge ordinary batteries.
- The supply terminals are not to be short-circuited.
- Only batteries of the same and equivalent type as recommended are to be used.

WE DO NOT RECOMMEND THE USE OF RECHARGEABLE BATTERIES.

REMOVE DEMO TAG

The demo tag should be removed immediately when the product is taken out of the packaging. If the demo tag is still in position when you begin play, please remove it from the bottom of the unit to activate normal play mode.

PRODUCT FEATURES

1. DOOR ACTIVATOR

To begin play, open the **FRIDGE DOOR**. To turn the unit off, close the **FRIDGE DOOR**.

2. AUTOMATIC SHUT-OFF

To preserve battery life, the **VTech® ABC Food Fun™** will automatically power-down after a few seconds without input. The unit can be turned on again by inserting a food piece or pressing any button.

3. MODES OF PLAY

There are three modes of play, **LETTERS**, **COLORS** and **FOODS**. Select a mode by pressing one of the **MODE BUTTONS** to choose an activity you would like to play. You will hear a fun phrase related to the mode.

ACTIVITIES

• **ACTIVITY 1: FOODS**

In this activity, you can put in a piece and learn about that food. Also, questions about the foods will be asked and then some hints given. Choose the correct piece and put it into the fridge to answer the question.




• **ACTIVITY 2: COLORS**

In this activity, you can put in a piece and learn its color. Also, questions about the colors of the pieces will be asked and then some hints given. Choose the correct piece and put it into the fridge to answer the question.



• ACTIVITY 3: LETTERS

In this activity, you can put in a piece and learn its letter. Also, questions about the letters of the alphabet will be asked and then some hints given. Choose the correct piece and put it into the fridge to answer the question.



CARE & MAINTENANCE

1. Keep the unit clean by wiping it with a slightly damp cloth.
2. Keep the unit out of direct sunlight and away from any direct heat source.
3. Remove the batteries when the unit is not in use for an extended period of time.
4. Do not drop the unit on hard surfaces and do not expose the unit to moisture of water.

TROUBLESHOOTING

If for some reason the program/activity stops working, then please follow these steps:

1. Turn the unit **OFF**.
2. Interrupt the power supply by removing the batteries.
3. Let the unit stand for a few minutes, then replace the batteries.
4. Turn the unit back **ON**. The unit will now be ready to play again.
5. If the unit still does not work, replace with an entire set of new batteries.

If the problem persists, please call our Consumer Services Department at 1-800-521-2010 in the U.S. or 1-877-352-8697 in Canada, and a service representative will be happy to help you.

IMPORTANT NOTE:

Creating and developing **Preschool Learning™** products is accompanied by a responsibility that we at **VTech®** take very seriously. We make every effort to ensure the accuracy of the information which forms the value of our products. However, errors sometimes can occur. It is important for you to know that we stand behind our products and encourage you to call our Consumer Services Department at 1-800-521-2010 in the U.S. or 1-877-352-8697 in Canada with any problems and/or suggestions that you might have. A service representative will be happy to help you.

NOTE:

This equipment has been tested and found to comply with the limits for a Class B digital device, pursuant to Part 15 of the FCC Rules. These limits are designed to provide reasonable protection against harmful interference in a residential installation. This equipment generates, uses and can radiate radio frequency energy and, if not installed and used in accordance with the instructions, may cause harmful interference to radio communications. However, there is no guarantee that interference will not occur in a particular installation.

If this equipment does cause harmful interference to radio or television reception, which can be determined by turning the equipment off and on, the user is encouraged to try to correct the interference by one or more of the following measures:

- Reorient or relocate the receiving antenna.
- Increase the separation between the equipment and receiver.
- Connect the equipment into an outlet on a circuit different from that to which the receiver is connected.
- Consult the dealer or an experienced radio/TV technician for help.

Caution : changes or modifications not expressly approved by the party responsible for compliance could void the user's authority to operate the equipment.