

vtech[®]

User's Manual

Play and Learn Fun Fair™



© 2004 VTech
Printed in China
91-02085-001 英

Dear Parent,

We at VTech understand that a child's needs and abilities change as they grow and with that in mind we can develop our toys to teach and entertain at just the right level. Babies need toys that will stimulate their interest in different textures, sounds and colours, while on-the-go toddlers and pre-schoolers want more interactive toys to develop their imaginations and encourage their language development. As they progress to more challenging curriculum at school, VTech keeps pace with a wide variety of cool, aspirational and interesting computers for learning. Every toy is unique and helps your child develop in different ways for the best all-round learning.

6-10 years

Electronic Learning Computers I need...

- ...challenging activities that can keep pace with my growing mind
- ...cool stuff to keep me entertained, busy and up-to-date
- ...intelligent technology that adapts to my level of learning
- ...National Curriculum-based content to support school teaching
- ...space to be flexible and creative and to find my own style

3-6 years

Ready for School I want...

- ...toys that let me pretend to be a grown-up so I can learn how the world works
- ...to get ready for school by starting on the alphabet and counting
- ...great games that keep me interested and make me laugh
- ...my learning to be as fun and easy and exciting as can be
- ...to show my creativity with drawing and music so my whole brain develops

6-36 months

SmartSTART I can...

- ...start walking by myself and I'll want to explore!
- ...understand what people say and begin to respond
- ...fully interact with toys and use my own imagination
- ...make my own discoveries and build on my knowledge
- ...understand the world outside and learn more about it

0-12 months

SmartSTART I am...

- ...gradually experiencing the world of colours, sounds and textures
- ...exploring the world and learning through discoveries
- ...responding to human voices more than any other sound
- ...learning to move, touch, reach, grasp, hold, wiggle, sit up and crawl!
- ...soothed by soft sensations and music, stimulated by bright colours

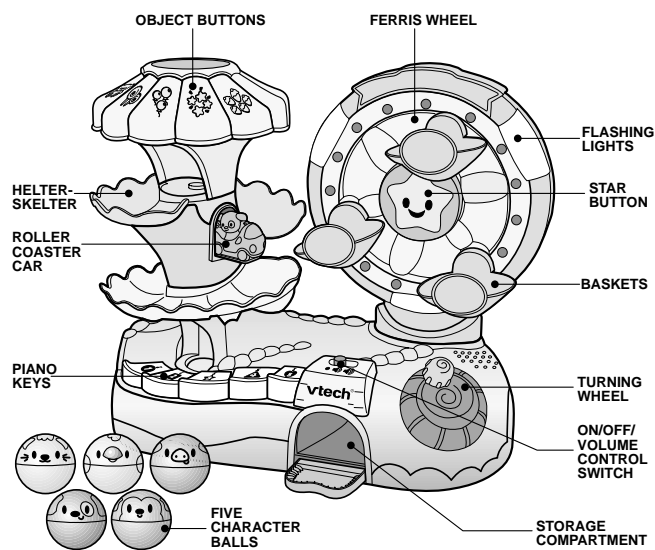


To learn more about VTech toys, visit www.vtechuk.com

INTRODUCTION

Thank you for purchasing the **VTech® Play and Learn Fun Fair™**!

The **VTech® Play and Learn Fun Fair™** is an interactive toy for toddlers aged 12 - 36 months. This magical fun fair uses recognition technology to make learning fun! When you put a ball in the top it will activate its own special mode. Watch them roll as they teach numbers, shapes, colours, sounds and music. With fun phrases and cheerful music there will be lots of fun at the fair!



INCLUDED IN THIS PACKAGE

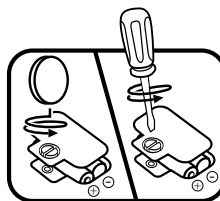
1. One VTech® Play and Learn Fun Fair™
2. Five character balls
3. One instruction manual

WARNING: All packing materials, such as tape, plastic sheets, wire ties and tags are not part of this toy, and should be discarded for your child's safety.

GETTING STARTED

BATTERY INSTALLATION

1. Make sure the unit is turned **OFF**.
2. Locate the battery cover on the bottom of the unit. Use a coin or screwdriver to loosen the screw.
3. Install 2 new 'AA' batteries following the diagram inside the battery box.
4. Replace the battery cover and tighten the screw to secure.



BATTERY NOTICE




- Non-rechargeable batteries are not to be recharged.
- Rechargeable batteries are to be removed from the toy before being charged (if removable).
- Rechargeable batteries are only to be charged under adult supervision (if removable).
- Different types of batteries or new and used batteries are not to be mixed.
- Only batteries of the same or equivalent type as recommended are to be used.

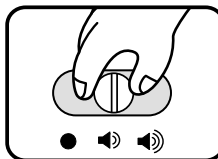
- Batteries are to be inserted with the correct polarity.
- Exhausted batteries are to be removed from the toy.
- The supply terminals are not to be short-circuited.
- The toy is not to be connected to more than the recommended number of power supplies.
- Do not dispose of batteries in fire.

WE DO NOT RECOMMEND THE USE OF RECHARGEABLE BATTERIES.

PRODUCT FEATURES

1. ON/OFF/VOLUME CONTROL SWITCH

To turn the unit **ON**, Slide the **ON/OFF/VOLUME CONTROL SWITCH** to the **LOW VOLUME** () or the **HIGH VOLUME** () position. To turn the unit **OFF**, slide the **ON/OFF/VOLUME CONTROL SWITCH** to the **OFF** () position.



2. AUTOMATIC SHUT-OFF


To preserve battery life, the **VTech® Play and Learn Fun Fair™** will automatically power-down after several minutes without input. The unit can be turned on again by pressing any button or by dropping in a ball.

3. FIVE MODES OF PLAY

The five modes of play teach numbers, colours, shapes, sounds and music. To select a mode just pick a ball and pop it in the top.

4. STORAGE COMPARTMENT

When the balls are not in use they can be conveniently stored in the compartment located at the bottom of the unit.



ACTIVITIES

1. When the unit is first turned on it will randomly select a mode. To change the mode, insert a character ball. Each ball will activate specific, curriculum-based responses:

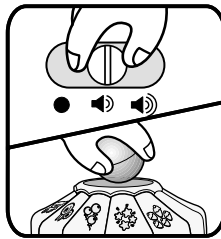
Red Ball = Shape Mode

Orange Ball = Colour Mode

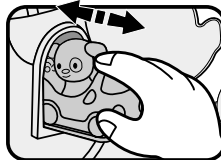
Yellow Ball = Music Mode

Green Ball = Sound Mode

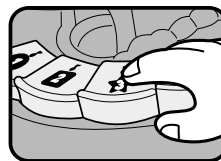
Purple Ball = Number Mode



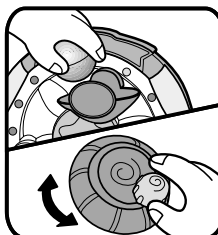
2. Pull out the **ROLLER COASTER CAR** to divert the balls to the **FERRIS WHEEL**. You will hear a fun phrase. Push the roller coaster car back in to allow the balls to continue rolling. The lights will flash with the sounds.



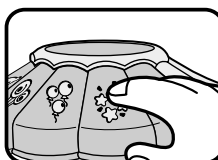
3. Press the **PIANO KEYS** to hear responses related to the selected mode. In **Sound Mode** you will hear individual music notes. In **Music Mode** you will hear a variety of melodies played one note at a time. The lights will flash with the sounds.



4. Place or divert the character balls into the **BASKETS** on the **FERRIS WHEEL** and turn the **TURNING WHEEL** to give them a ride. When turning the wheel you will hear fun phrases, sounds or melodies depending on the selected mode. The lights will flash with the sounds.



5. Press the **OBJECT BUTTONS** to hear responses related to the selected mode. In **Music Mode** you will hear melodies played one note at a time. The lights will flash with the sounds.



MELODY LIST

The Daring Young Man On the Flying Trapeze
Pop Goes the Weasel
If You're Happy and You Know It
Animal Fair
Skip to My Lou
Teddy Bears' Picnic
The Entertainer
Polly Wolly Doodle
Bicycle Built for Two
Big Rock Candy Mountain

SUNG SONG LYRICS

We're going to play at the fair
There are lights and sounds everywhere.
The Ferris Wheel goes round and round
Way up high, up and down!

CARE AND MAINTENANCE

1. Keep the unit clean by wiping it with a slightly damp cloth.
2. Keep the unit out of direct sunlight and away from any direct heat source.
3. Remove the batteries when the unit is not in use for an extended period of time.
4. Do not drop the unit on hard surfaces and do not expose the unit to moisture or water.

TROUBLESHOOTING

If for some reason the program/activity stops working, please follow these steps:

1. Please turn the unit **OFF**.
2. Interrupt the power supply by removing the batteries.
3. Let the unit stand for a few minutes, then replace the batteries.
4. Turn the unit **ON**. The unit should now be ready to play again.
5. If the product still does not work, replace with a new set of batteries.

If the problem persists, please call our Consumer Services Department on 01235 546810 (from UK) or +44 1235 546810 (outside UK) and a service representative will be happy to help you.

IMPORTANT NOTE:

Creating and developing **Smart Start**® products is accompanied by a responsibility that we at **VTech**® take very seriously. We make every effort to ensure the accuracy of the information, which forms the value of our products. However, errors sometimes can occur. It is important for you to know that we stand behind our products and encourage you to call our Consumer Services Department on (01235) 546810 (from UK) or +44 1235 546810 (outside UK) with any problems and/or suggestions that you might have. A service representative will be happy to help you.

Note:

This equipment has been tested and found to comply with the limits for a Class B digital device, pursuant to Part 15 of the FCC Rules. These limits are designed to provide reasonable protection against harmful interference in a residential installation. This equipment generates, uses and can radiate radio frequency energy and, if not installed and used in accordance with the instructions, may cause harmful interference to radio communications. However, there is no guarantee that interference will not occur in a particular installation. If this equipment does cause harmful interference to radio or television reception, which can be determined by turning the equipment off and on, the user is encouraged to try to correct the interference by one or more of the following measures:

- Reorient or relocate the receiving antenna
- Increase the separation between the equipment and receiver
- Connect the equipment into an outlet on a circuit different from that to which the receiver is connected
- Consult the dealer or an experienced radio/TV technician for help

THIS DEVICE COMPLIES WITH PART 15 OF THE FCC RULES. OPERATION IS SUBJECT TO THE FOLLOWING TWO CONDITIONS: (1) THIS DEVICE MAY NOT CAUSE HARMFUL INTERFERENCE, AND (2) THIS DEVICE MUST ACCEPT ANY INTERFERENCE RECEIVED, INCLUDING INTERFERENCE THAT MAY CAUSE UNDESIRE OPERATION.

THIS CLASS B DIGITAL APPARATUS COMPLIES WITH CANADIAN ICES-003.

CET APPAREIL NUMÉRIQUE DE LA CLASSE B EST CONFORME À LA NORME NMB-003 DU CANADA.

Note:

This equipment induces a weak magnetic field that may affect watches, television sets or monitors. It is recommended to keep this unit away from metallic materials when playing.

vtech[®]

PRODUCT WARRANTY



Thank you for choosing this quality product from VTech. We hope it will bring many hours of entertainment, imaginative play and learning.

1. The product detailed above is covered by a one year warranty from the date of purchase, against any defects in materials or workmanship.
2. The product may be returned to the place of purchase. Alternatively the product can be returned to VTech Electronics Europe plc (see address below), with proof of purchase, without proof of purchase no replacement will be provided.
3. VTech Electronics Europe plc will examine the product and if it is found to be defective due to faulty materials or workmanship, will replace the product at their discretion.
4. If the product covered by this warranty is damaged due to misuse, modification or unauthorised repair, or because of faulty batteries, battery discharge or incorrect electrical connections, then this warranty becomes void.
5. This warranty is personal to the original purchaser and is not transferable.
6. Breakages to the LCD screen are not covered by the warranty.
7. Returns to VTech Electronics Europe plc should include a cheque or postal order for £1.50 towards the cost of return postage and packaging.
8. Products returned to VTech Electronics Europe plc, should be addressed as follows and packed carefully to avoid damage in transit (Please do not include batteries or adaptor).
Please include details of the fault together with your name and address.

VTech Electronics Europe plc, c/o Tablogix Limited, 200 Milton Park, Abingdon, Oxon OX14 4TA

THIS WARRANTY IS OFFERED AS AN EXTRA BENEFIT AND DOES NOT AFFECT CONSUMERS' STATUTORY RIGHTS.

© 2004 VTech
Printed in China

®

To win a fantastic prize, join the VTech club online at www.vtechuk.com