



IntelliRouter

User Guide

Document Version: 1.0
Last Modified: 1/24/2006 3:06:00 PM

Vue Technology, Inc.
103 N. Pointe
Lake Forest, CA 92630
www.vuetechnology.com

Table of Contents

1. INTRODUCTION	3
2. PRODUCT DESCRIPTION.....	3
3. FIRMWARE	3
4. PHYSICAL CONNECTIONS.....	3
5. TYPICAL CONFIGURATION.....	5
6. REGULATORY INFORMATION.....	6

1. Introduction

This User Guide provides information for the Vue Technology IntelliRouter device. The User Guide includes LED definitions, port descriptions, and configuration information.

2. Product Description

The IntelliRouter is a hardware device connected to both the RF and data networks. The device connects to a RF reader, and routes and switches RF to Vue Technology IntelliSwitches and IntelliPads.

3. Firmware

The IntelliRouter is shipped with the current firmware version. Contact Vue Technology (www.vuetechnology.com) for information about obtaining firmware upgrades.

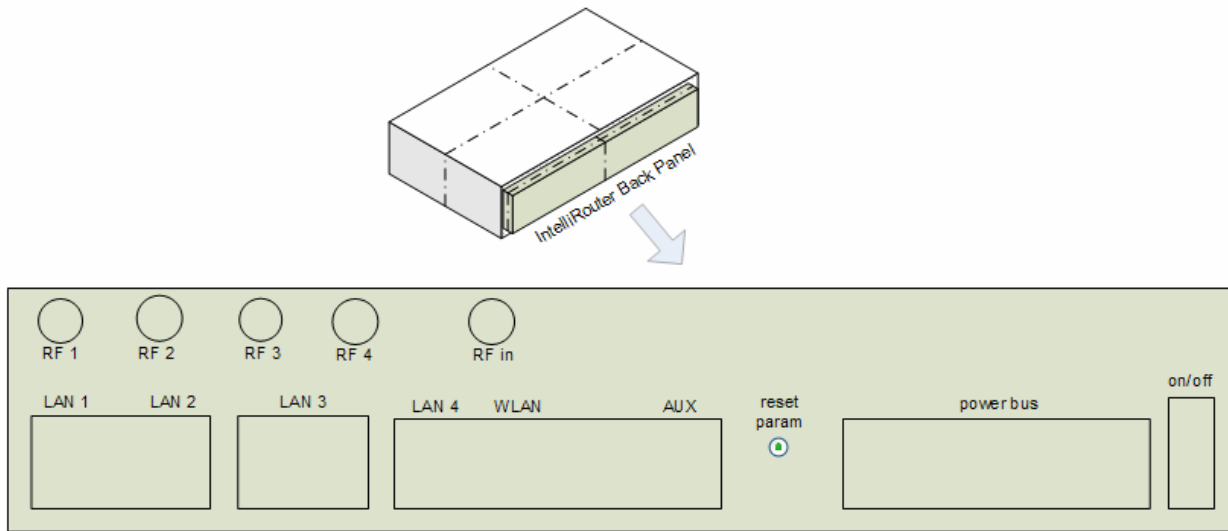
Note: Ensure that power is not interrupted during a firmware upgrade.

4. Physical Connections

The IntelliRouter hardware form factor consists of a circuit board, microprocessor, moulded plastic housing, and the following input and output ports:

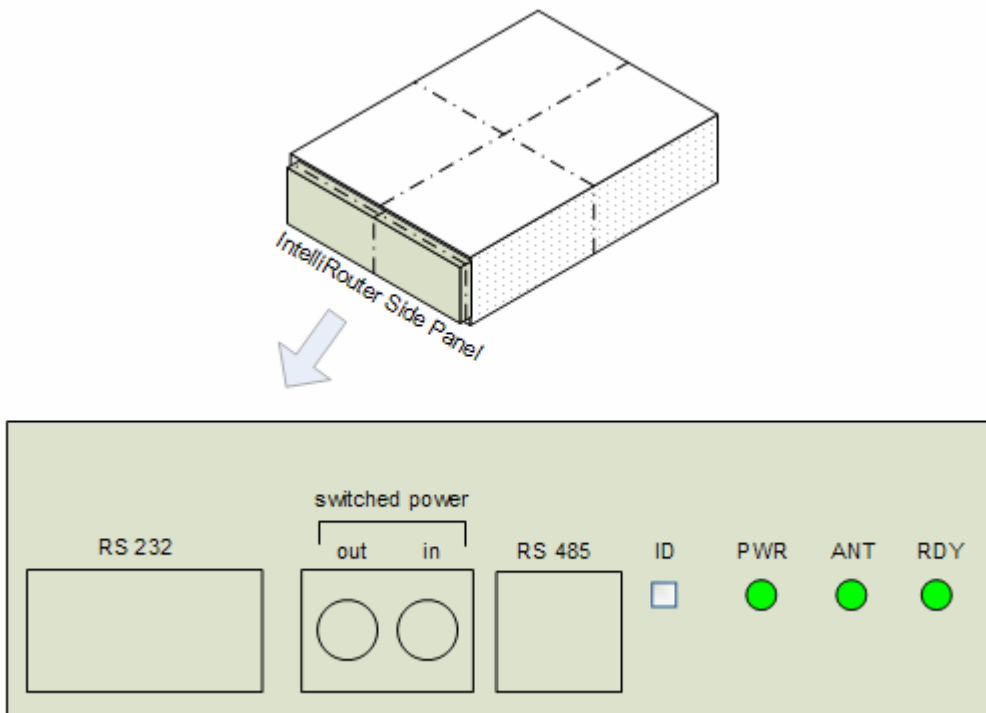
- On/Off Switch
- DC Power
- Reset Parameters button
- Auxiliary
- WLAN
- 4 LAN Ports
- 4 RF Output Ports (1.0/2/3)
- 1 RF In Port (1.0/2/3)
- RS 232 Port
- Switched Power (In and Out)
- RS 485 Port
- ID Button
- Power, Antenna, and Ready LEDs

4.1.1.1. Back Panel Description



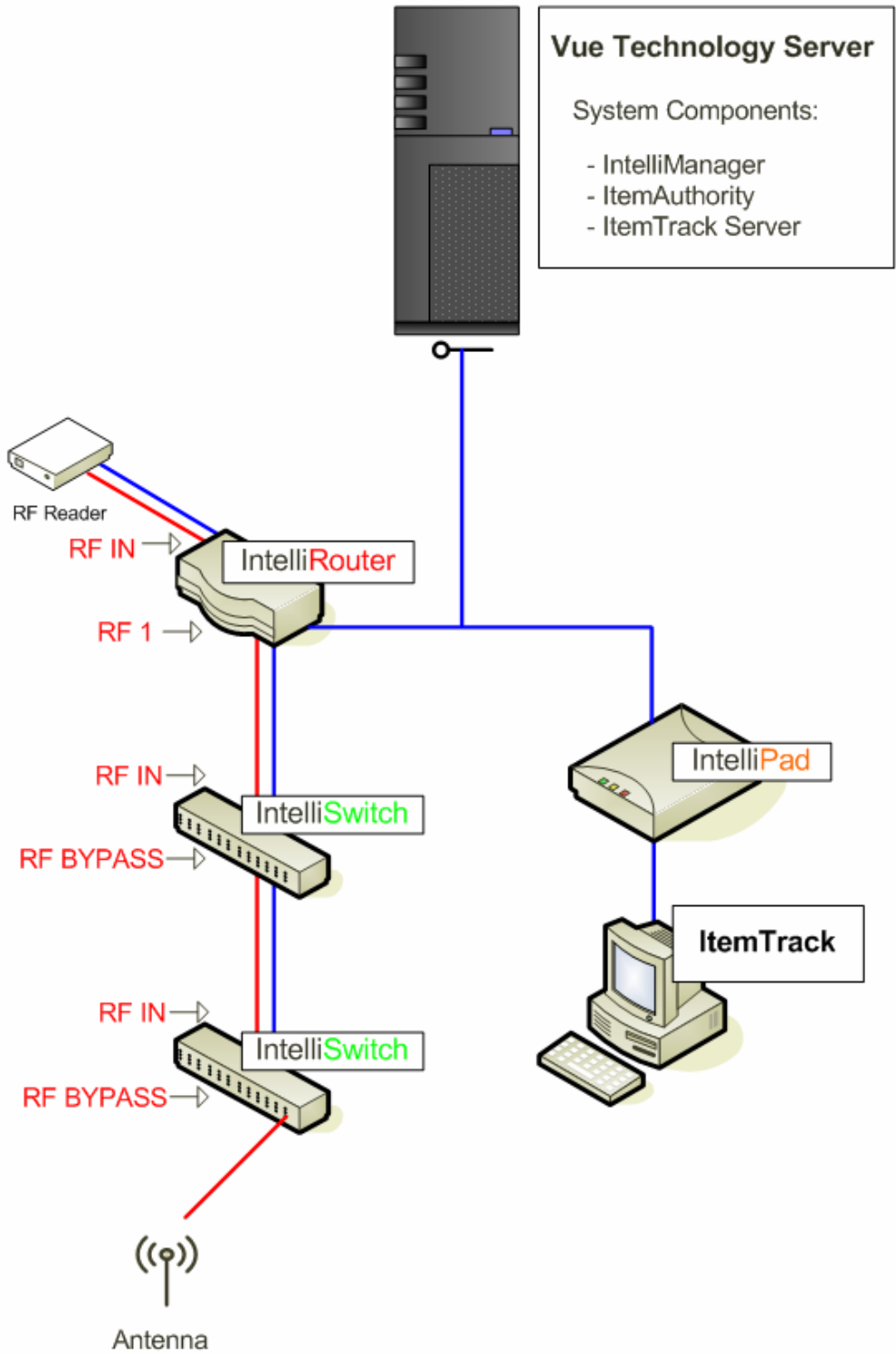
IntelliRouter Back Panel

4.1.1.2. Side Panel Description



IntelliRouter Side Panel

5. Typical Configuration



CAUTION: Use only Vue Technology provided parts, or parts approved/recommended by Vue Technology. Substituting other cables or parts may degrade system performance, damage the device, and/or void the warranty.

6. Regulatory Information

The following statements address FCC compliance for the installation and use of Vue Technology devices.

- The Vue Technology system is approved to function with the following tag reader:
Symbol XR400 multi-protocol radio frequency identification (RFID) reader. **FCCID: H9PRD11320**
- **IMPORTANT:** The HF port is not supported in the current version of this product. Do not connect any device to the HF port.
- **CAUTION:** To comply with FCC RF exposure compliance requirements, a separation distance of 20cm must be maintained between the antenna of this device and all persons.

This equipment has been tested and found to comply with the limits for a class B digital device, pursuant to part 15 of the FCC Rules. These limits are designed to provide reasonable protection against harmful interference in a residential installation.

This equipment generates, uses, and can radiate radio frequency energy and if not installed and used in accordance with the instructions, may cause harmful interference to radio communications. However, there is no guarantee that interference will not occur in a particular installation.

If this equipment does cause harmful interference to radio or television reception, which can be determined by turning the equipment off and on, the user is encouraged to try to correct the interference by one or more of the following measures:

- Reorient or relocate the receiving antenna.
- Increase the separation between the equipment and receiver.
- Connect the equipment into an outlet on a circuit different from that to which the receiver is connected.
- Consult the dealer or an experienced radio/TV technician for help.

This equipment has been certified to comply with the limits for a class B computing device, pursuant to FCC Rules. In order to maintain compliance with FCC regulations, shielded cables must be used with this equipment.

Operation with non-approved equipment or unshielded cables is likely to result in interference to radio and TV reception.

The user is cautioned that changes and modifications made to the equipment without the approval of manufacturer could void the user's authority to operate this equipment.