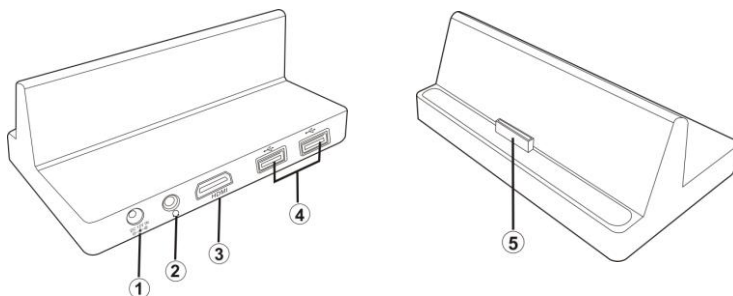


## Outlook



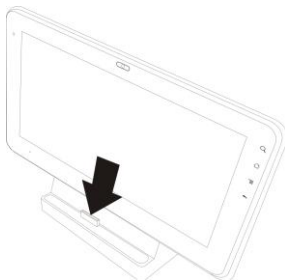
1. Power Jack
2. Headohone Jack
3. HDMI Output Port
4. USB Port(USB 2.0)
5. Dock Connector

Note:The USB device can only be inserted in one orientation. Force to insert it may in result of damage.

## Connection

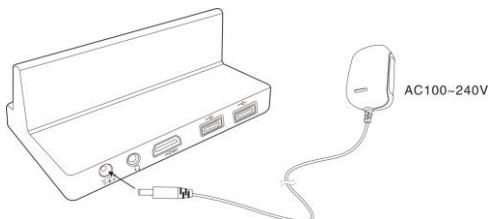
### Connecting Tablet PC

Insert the dock port of Tablet PC to the Dock connetor as shown below:



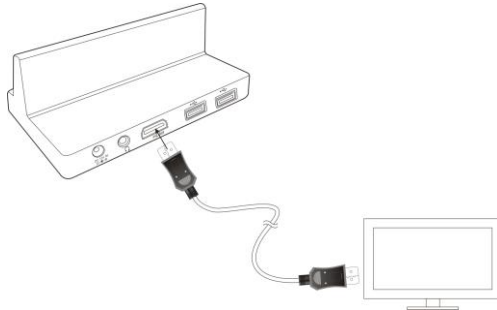
### Connecting Power Supply

Connect the power supply before operation.



## Connecting HDMI-equipped Device

Connect one end of the HDMI cable to the HDMI port of the Dock, the other end to the HDMI port of the external device, as shown below:



Before connecting, switch the external device input source to be HDMI mode.

## Specification

### Power

AC 100~240V; DC 12V

### Port Standard

USB Port	USB-A(X2), USB 2.0
Audio Port	Headphone Port
HDMI Port	HDMI 1.2 Output(Audio)

### Physical Features

Weight	TBD
Dimension	120mmX70mmX43.2mm(LXWXH)

## FCC Compliance

This device complies with part 15 of the FCC Rules. Operation is subject to the following two conditions:

- This device may not cause harmful interference.
- This device must accept any interference received, including interference that may cause undesired operation.

This equipment has been tested and found to comply with limits for Class B digital device, pursuant to part 15 of the FCC Rules. These limits are designed to provide reasonable protection against harmful interference in a residential installation. This equipment generates, uses and can radiate radio frequency energy and, if not installed and used in accordance with the instructions, may cause harmful interference to radio or television reception, which can be determined by turning the equipment off and on. The user is encouraged to try to correct the interference by one or more of the following measures:

- Reorient or relocate the receiving antenna on the affected receiver.
- Increase the separation between this device and the receiver. Connect this device into an outlet on a circuit different from that to which the receiver is connected.
- Consult the dealer or an experienced technician for help.

**CAUTION:** To comply with the limits of the Class B digital device, pursuant of Part 15 of the FCC Rules, this device is comply with Class B limits. All peripherals must be shielded and grounded. Operation with non-certified peripherals or non-shilded cables may result in interference to radio or reception.

**MODIFICATION:** Any changes or modifications not expressly approved by the grantee of this device could void the user's authority to operate the device.