



# **WatchGuard Firebox T30 / T50 Hardware Guide**

---

Firebox T30, T30-W, T50, T50-W

**BS3AE5, BS3AE5W, BS5AE7, BS5AE7W**

---

## Copyright and Patent Information

Copyright© 1998–2015 WatchGuard Technologies, Inc. All rights reserved.

WatchGuard, the WatchGuard logo, Firebox, LiveSecurity, and any other mark listed as a trademark in the “Terms of Use” portion of the WatchGuard Web site that is used herein are either registered trademarks or trademarks of WatchGuard Technologies, Inc. and/or its subsidiaries in the United States and/or other countries. All other trademarks are the property of their respective owners.

The Power Architecture and Power.org wordmarks and the Power and Power.org logos and related marks are trademarks and service marks licensed by Power.org.

Printed in the United States of America.

Part Number:

Revised: September 8, 2015

U.S. Patent Nos. 6,493,752; 6,597,661; D473,879. Other Patents Pending.

Complete copyright, trademark, patent, and licensing information can be found in the Copyright and Licensing Guide. You can find this document online at: <http://www.watchguard.com/help/documentation/>

## Notice to Users

Information in this guide is subject to change without notice. Updates to this guide are posted at:

<http://www.watchguard.com/help/documentation/hardware.asp>

Companies, names, and data used in examples herein are fictitious unless otherwise noted. No part of this guide may be reproduced or transmitted in any form or by any means, electronic or mechanical, for any purpose, without the express written permission of WatchGuard Technologies, Inc.

---

## ABOUT WATCHGUARD

WatchGuard offers affordable, all-in-one network and content security solutions that provide defense-in-depth and help meet regulatory compliance requirements. The WatchGuard Firebox line combines firewall, VPN, GAV, IPS, spam blocking and URL filtering to protect your network from spam, viruses, malware, and intrusions. The new XCS line offers email and web content security combined with data loss prevention. WatchGuard extensible solutions scale to offer right-sized security ranging from small businesses to enterprises with 10,000+ employees. WatchGuard builds simple, reliable, and robust security appliances featuring fast implementation and comprehensive management and reporting tools. Enterprises throughout the world rely on our signature red boxes to maximize security without sacrificing efficiency and productivity.

For more information, please call 206.613.6600 or visit [www.watchguard.com](http://www.watchguard.com).

## ADDRESS

505 Fifth Avenue South  
Suite 500  
Seattle, WA 98104

## SUPPORT

[www.watchguard.com/support](http://www.watchguard.com/support)  
U.S. and Canada +877.232.3531  
All Other Countries +1.206.521.3575

## SALES

U.S. and Canada +1.800.734.9905  
All Other Countries +1.206.613.0895

# Hardware Specifications

---

WatchGuard® Firebox security appliances deliver unparalleled unified threat management, superior performance, ease of use, and value for your small organization or branch office. Our security subscriptions give you fully integrated protection from spyware, spam, viruses, worms, trojans, web-based exploits, and blended threats. From firewall and VPN protection to secure remote access, WatchGuard Firebox appliances support a broad range of network environments.

This guide introduces the Firebox T30 and T50, RoHS-compliant (lead-free) hardware products offered by WatchGuard.

The Firebox T30 and T50 network security appliances are designed for small organizations and branch offices.

## Fireware OS

---

The Firebox T30 and T50 appliances support WatchGuard's next generation UTM OS—Fireware® OS. Each Firebox appliance includes Fireware OS and delivers exceptional protection against today's sophisticated threats to make sure that your business stays connected. For more information on the features of Fireware OS, see the current *Fireware Help*.

## Package Contents

---

- Firebox T30 or T50 appliance
- *Quick Start Guide*
- 1 straight-through Ethernet cable
- Power supply
- 1 power cord (US) or 4 power cords (US, AU, EU, UK)

## Hardware Description

---

### Hardware Specifications


	<b>Firebox T30 / T30-W</b>	<b>Firebox T50 / T50-W</b>
<b>Processor</b>	Freescale P1011	Freescale P1020
<b>Memory: DDR3</b>	1 GB	2 GB
<b>Storage: SD</b>	8 GB	8 GB
<b>Power supply</b>	Input Ratings: 90-264VAC, MAX 1.4A@100VAC, 60-50Hz Output Ratings : 48V, Max 60W	Input Ratings: 90-264VAC, MAX 1.4A@100VAC, 60-50Hz Output Ratings: 48V, Max 60W
<b>Dimensions</b>	D = 176.1mm (6.93") W =235.9mm (9.29") H = 29.5mm (1.16")	D = 176.1mm (6.93") W =235.9mm (9.29") H = 29.5mm (1.16")
<b>Weight</b>	T30 0.5 kg (1.1 U.S. pounds) T30-W 0.54 kg (1.19 U.S. pounds)	T50 0.5 kg (1.1 U.S. pounds) T50-W 0.55 kg (1.2 U.S. pounds)

### Interface Specifications

<b>Network interfaces</b>	<ul style="list-style-type: none"><li>• 5x 1000Base-TX, RJ45</li><li>• Interface 4 supports PoE (Power over Ethernet), compliant with the IEEE 802.3at standard</li></ul>	<ul style="list-style-type: none"><li>• 7x 1000Base-TX, RJ45</li><li>• Interface 6 supports PoE (Power over Ethernet), compliant with the IEEE 802.3at standard</li></ul>
<b>Radio Type and Frequency Band (T30-W and T50-W)</b>	<ul style="list-style-type: none"><li>• 2.4 GHz 802.11 b/g/n</li><li>• 5 GHz 802.11 a/n/ac</li></ul>	<ul style="list-style-type: none"><li>• 2.4 GHz 802.11 b/g/n</li><li>• 5 GHz 802.11 a/n/ac</li></ul>
<b>I/O interfaces</b>	<ul style="list-style-type: none"><li>• 2 USB 2.0</li><li>• 1 RJ45 Serial Port</li></ul>	<ul style="list-style-type: none"><li>• 2 USB 2.0</li><li>• 1 RJ45 Serial Port</li></ul>

## Front View

The front panel of the Firebox T30-W.



The front panel of the Firebox T50-W.



### Fail Over

The Fail Over indicator is lit when there is a WAN failover from the primary external interface to the backup interface. After the external interface connection fails back to the primary external interface, the indicator is not lit.

### WAP

On Firebox T30-W and T50-W models, the WAP indicator is lit when the appliance is activated as a wireless access point or a wireless client. The color indicates the active wireless radio band.

Indicator	Indicator color	Wireless Status
WAP	Yellow	2.4 GHz radio band
	Green	5 GHz radio band

### Network interface status indicators

On the Firebox T30, the five network interfaces are labeled 4, 3, 2, 1, 0. On the Firebox T50, the seven network interfaces are labeled 6, 5, 4, 3, 2, 1, 0. There are two status indicators for each interface.

Indicator	Indicator color	Interface Status
1000	Yellow	Link speed: 1000 Mbps
	Blinks (speed of blink increases as the data flow increases)	Data sent and received
10/100	Green	Link speed: 10 Mbps or 100 Mbps
	Blinks (speed of blink increases as the data flow increases)	Data sent and received

### Status

The Status indicator is red when there is a management connection to the device. The Status indicator is lit for 30 seconds after you connect to the device with the Fireware Web UI or the command line interface. It is also lit when the device is polled by WatchGuard System Manager.

### Mode

The Mode indicator shows the status of the external network connection. If the device can connect to the external network and send traffic, the indicator is green. The indicator flashes if the device cannot send traffic to the external network.

### Attn


The Attn indicator is yellow when you start the device with the Reset button pressed. For more information, see “Restore Factory Default Settings” on page 9

### Power (⏻)


The power indicator is green when the device is on.

## Rear View

Rear panel of the Firebox T30.



Rear panel of the Firebox T50.



### Network interfaces

The Ethernet interfaces have standard RJ45 connectors and support link speeds of 10, 100, or 1000 Mbps. On each model, the highest numbered interface is a PoE (Power over Ethernet) interface, compliant with the IEEE 802.3at standard.

- On the Firebox T30 and T30-W, these interfaces are labeled 0/WAN, 1/LAN, 2, 3, 4-PoE.
- On the Firebox T50 and T50-W, these interfaces are labeled 0/WAN, 1/LAN, 2, 3, 4, 5, 6-PoE.

### USB interfaces

The device includes two USB interfaces. Connect a USB storage device to use for USB backup and restore, or to store a support snapshot. For more information, see the current *Fireware Help*.

### Serial port (Console)

An RJ45 connector for the serial interface. An RJ45 serial cable is not included with the device.

### Power switch

Controls the power supplied to the device. Move the switch to position **1** to power on the device, or position **0** to power it off.

### Power input

An AC power adapter is included with your device. Connect the AC adapter to the device and to a power source. The power supply tip is plus (+) polarity. Use only the supplied AC power adapter.

### Reset button

To reset the device, use the procedure in “Restore Factory Default Settings” on page 9.

## AC Power Adapter

The AC power adapter supplies power for the Firebox. A Firebox shipped outside the U.S. includes four power cables to connect to the AC power adapter. Use the correct power cable for the power source used in your country.



### Caution

Do not connect this power adapter to any other WatchGuard product.

## Wall Mounting Plate

The wall mounting plate (available separately) enables you to mount the Firebox on a wall in a good location to increase the wireless range.

To install the wall mounting plate:

1. Place the wall mounting plate horizontally against the wall where you want to install the Firebox.
2. Securely screw the wall mounting plate to the wall with four screws 1/8" (3 mm) wide and at least 3/4" (18 mm) long.
3. Align the two holes on the bottom of the Firebox with the two connection points on the mounting plate.
4. Push the Firebox toward the mounting plate, until the two connection points on the mounting plate are inside the holes on the bottom of the Firebox. Then press firmly down to seat the device on the plate.

To remove the Firebox from the mounting plate, push the Firebox up slightly, and then pull out, to separate the connection points on the mounting plate from the holes on the bottom of the Firebox.

## Environmental Requirements

To safely install your Firebox, we recommend that you:

- Install it indoors.
- Put it in a secure area, such as a locked room, to block the device from people who do not have permission to use it
- Connect it to a conditioned power supply to prevent damage from sudden power changes

Other environmental requirements:

Operating temperature	0 – 40°C (32 – 104°F)
Operating relative humidity	5% - 90% Non-condensing
Non-operating temperature	–40 – 70°C (–40 – 158°F)
Non-operating relative humidity	5% – 90% Non-condensing

## Safety Notices

---

All WatchGuard products are designed and tested to meet strict safety requirements. These requirements include product safety approvals and other global compliance standards. Read these instructions carefully before you operate the product, and refer to them as needed for continued safe operation of your product.

### Product Safety Certification

The WatchGuard product is safety certified for these standards:

- CAN/CSA C22.2 No.60950-1-07, Second Edition 2014-10
- UL 60950-1, Second Edition 2014-10-14
- IEC 60950-1, 2005+A1:2009+A2:2013
- EN 60950-1:2006+A11:2009+A1:2010+A12:2011+A2:2013

### Safety Warning

- Do not place objects on the power cord.
- Do not obstruct the ventilation openings. These openings prevent overheating of the Firebox.
- Never push objects of any kind into slots or openings on this equipment. If you make contact with a voltage point or short out a part, it can result in fire or electrical shock.
- When you remove or install an appliance, follow the general installation safety instructions provided in this Hardware Guide to avoid injury or damage to the device.
- You must disconnect the AC power cord from the Firebox before you remove the cover of the Firebox for any reason.
- There is risk of explosion if the battery is replaced by an incorrect type. Dispose of used batteries according to the manufacturer's instructions.

### Disclaimer

WatchGuard shall not be held liable if the end user alters, modifies, or repairs any WatchGuard hardware appliance.



## Hinweise Zur Sicherheit

---

Alle WatchGuard Produkte wurden entwickelt und getestet um die strikten Sicherheitsrichtlinien zu erfüllen. Diese Richtlinien beinhalten Produktsicherheit Freigaben und andere weltweite Sicherheitsstandards.

Vor Inbetriebnahme des Produktes lesen Sie die Anleitung sorgfältig durch und bei Bedarf beziehen Sie sich auf sie für einen dauerhaft sicheren Betrieb Ihres Produktes.

### Produktsicherheit und Zertifizierung

Das WatchGuard Produkt ist für folgende Normen Sicherheitszertifiziert:

- CAN/CSA C22.2 No.60950-1-07, Second Edition 2014-10
- UL 60950-1, Second Edition 2014-10-14
- IEC 60950-1, 2005+A1:2009+A2:2013
- EN 60950-1:2006+A11:2009+A1:2010+A12:2011+A2:2013

### Sicherheitshinweis

- Legen Sie keine Gegenstände auf das Netzkabel.
- Verdecken Sie nicht die Lüftungsöffnungen. Diese Öffnungen verhindern eine Überhitzung der Maschine.
- Stecken Sie niemals Gegenstände jeglicher Art in die Schlitz- oder Öffnungen des Geräts stecken. Der Kontakt mit einem spannungsführenden Punkt oder das Kurzschließen eines Bauteils kann zu einem Brand oder elektrischen Schlag führen.
- Beim Entfernen oder Installieren eines Gerätes, nach den allgemeinen Installation Sicherheitshinweise.

## Avis de sécurité

---

Tous les produits de WatchGuard sont conçus et testés pour répondre à des exigences de sécurité strictes. Ces exigences incluent l'homologation de la sécurité du produit et la conformité à d'autres normes globales. Lisez ces instructions avec attention avant de mettre en route l'appareil et reportez-vous-y au besoin pour assurer une utilisation sûre de l'appareil.

### Certifications de sécurité du produit

Les produits de WatchGuard répondent aux normes suivantes;

- CAN/CSA C22.2 No.60950-1-07, Second Edition 2014-10
- UL 60950-1, Deuxième Edition 2014-10-14
- IEC 60950-1, 2005+A1:2009+A2:2013
- EN 60950-1:2006+A11:2009+A1:2010+A12:2011+A2:2013

### Avertissement de sécurité

- Ne placez aucun objet sur le cordon d'alimentation.
- N'obstruez pas les ouvertures de ventilation. Ces ouvertures préviennent la surchauffe de Firebox.
- N'insérez jamais d'objet de quelque sorte dans les fentes d'ouverture de cet équipement. Si vous faites contact avec un point sous tension ou court-circuitiez un composant, cela peut causer un incendie ou un choc électrique.
- Si l'appareil est fourni avec un câble d'alimentation électrique à trois points (avec prise terre), le câble d'alimentation doit impérativement être branché sur une prise à trois points correctement mise à la terre.
- Quand vous enlevez ou désinstallez un équipement, suivez les instructions générales de sécurité fournies dans ce Guide Matériel pour éviter toute blessure ou dégât à l'appareil.

La batterie au lithium utilisée dans cet appareil de sécurité réseau ne peut pas être remplacée par l'utilisateur final. Renvoyez cet appareil à un centre de service autorisé par WatchGuard pour un remplacement avec une batterie du même type ou de type équivalent recommandé par le fabricant. Si pour une raison quelconque la batterie ou cet équipement doit être mis au rebus, suivez les recommandations du fabricant de la batterie.

## Restore Factory Default Settings

---

If you have a problem in your configuration file that you cannot correct, you can restore the factory default settings and start from a new configuration file. For example, if you do not know the administrator account passphrase, or if a power interruption causes damage to the Fireware OS, you can restore the Firebox to the factory default settings and build your configuration again.

To reset the Firebox to factory default settings:

1. Power off the Firebox.
2. Press and hold the **Reset** button on the back of the device.
3. Power on the Firebox while you continue to press the **Reset** button.
4. Continue to press the button until the **Attn** indicator stays lit. This shows that the device was successfully restored to the factory default settings.  
*This process can take 75 seconds or more.*
5. Power off the Firebox.
6. Power on the Firebox again.  
*The Power Indicator is lit and your Firebox is reset.*



# Legal and Regulatory Information

---

## Limited Hardware Warranty

---

This Limited Hardware Warranty (the “Warranty”) applies to the enclosed hardware product, not including any associated software, which is licensed pursuant to a separate end-user license agreement and warranty (the “Product”). BY USING THE PRODUCT, YOU (either an individual or a single entity) AGREE TO THE TERMS HEREOF. If you do not agree to these terms, please return this package, along with proof of purchase, to the authorized dealer from which you purchased it for a full refund. WatchGuard Technologies, Inc. (“WatchGuard”) and you agree as set forth below or on the reverse side of this card, as applicable:

1. LIMITED WARRANTY. WatchGuard warrants that upon delivery and for one (1) year thereafter (the “Warranty Period”): (a) the Product will be free from material defects in materials and workmanship, and (b) the Product, when properly installed and used for its intended purpose and in its intended operating environment, will perform substantially in accordance with WatchGuard applicable specifications.

This warranty does not apply to any Product that has been: (i) altered, repaired or modified by any party other than WatchGuard except for the replacement or inclusion of specified components authorized in, and performed in strict accordance with, documentation provided by WatchGuard; or (ii) damaged or destroyed by force majeure events, accidents, power spikes or similar events, or by any intentional, reckless or negligent acts or omissions of any party. You may have additional warranties with respect to the Product from the manufacturers of Product components. However, you agree not to look to WatchGuard for, and hereby release WatchGuard from any liability for, performance of, enforcement of, or damages or other relief on account of, any such warranties or any breach thereof.

2. REMEDIES. If any Product does not comply with the WatchGuard warranties set forth in Section 1 above, WatchGuard will, following the receipt of the product you claim is defective and at its option, either (a) repair the Product, or (b) replace the Product with a like or similar product; provided, that you will be responsible for returning the Product and for all costs of shipping and handling. Repair or replacement of the Product shall not extend the Warranty Period. Any Product, component, part or other item replaced by WatchGuard becomes the property of WatchGuard. WatchGuard shall not be responsible for return of or damage to any software, firmware, information or data contained in, stored on, or integrated with any returned Products.

3. DISCLAIMER AND RELEASE. THE WARRANTIES, OBLIGATIONS AND LIABILITIES OF WATCHGUARD, AND YOUR REMEDIES, SET FORTH IN PARAGRAPHS 1 AND 2 ABOVE ARE EXCLUSIVE AND IN SUBSTITUTION FOR, AND YOU HEREBY WAIVE, DISCLAIM AND RELEASE ANY AND ALL OTHER WARRANTIES, OBLIGATIONS AND LIABILITIES OF WATCHGUARD AND ALL OTHER RIGHTS, CLAIMS AND REMEDIES YOU MAY HAVE AGAINST WATCHGUARD, EXPRESS OR IMPLIED, ARISING BY LAW OR OTHERWISE, WITH RESPECT TO ANY NONCONFORMANCE OR DEFECT IN THE PRODUCT (INCLUDING, BUT NOT LIMITED TO, ANY IMPLIED WARRANTY OF MERCHANTABILITY OR FITNESS FOR A PARTICULAR PURPOSE, ANY IMPLIED WARRANTY ARISING FROM COURSE OF PERFORMANCE, COURSE OF DEALING, OR USAGE OF TRADE, ANY WARRANTY OF NONINFRINGEMENT, ANY WARRANTY OF UNINTERRUPTED OR ERROR-FREE OPERATION, ANY OBLIGATION, LIABILITY, RIGHT, CLAIM OR REMEDY IN TORT, WHETHER OR NOT ARISING FROM THE NEGLIGENCE (WHETHER ACTIVE, PASSIVE OR IMPUTED) OR FAULT OF WATCHGUARD OR FROM PRODUCT LIABILITY, STRICT LIABILITY OR OTHER THEORY, AND ANY

OBLIGATION, LIABILITY, RIGHT, CLAIM OR REMEDY FOR LOSS OR DAMAGE TO, OR CAUSED BY OR CONTRIBUTED TO BY, THE PRODUCT).

4. LIMITATION AND LIABILITY. WATCHGUARD'S LIABILITY (WHETHER ARISING IN CONTRACT (INCLUDING WARRANTY), TORT (INCLUDING ACTIVE, PASSIVE OR IMPUTED NEGLIGENCE AND STRICT LIABILITY AND FAULT) OR OTHER THEORY) WITH REGARD TO ANY PRODUCT WILL IN NO EVENT EXCEED THE PURCHASE PRICE PAID BY YOU FOR SUCH PRODUCT. THIS SHALL BE TRUE EVEN IN THE EVENT OF THE FAILURE OF ANY AGREED REMEDY. IN NO EVENT WILL WATCHGUARD BE LIABLE TO YOU OR ANY THIRD PARTY (WHETHER ARISING IN CONTRACT (INCLUDING WARRANTY), TORT (INCLUDING ACTIVE, PASSIVE OR IMPUTED NEGLIGENCE AND STRICT LIABILITY AND FAULT) OR OTHER THEORY) FOR COST OF COVER OR FOR ANY INDIRECT, SPECIAL, INCIDENTAL, OR CONSEQUENTIAL DAMAGES (INCLUDING WITHOUT LIMITATION LOSS OF PROFITS, BUSINESS, OR DATA) ARISING OUT OF OR IN CONNECTION WITH THIS WARRANTY OR THE USE OF OR INABILITY TO USE THE PRODUCT, EVEN IF WATCHGUARD HAS BEEN ADVISED OF THE POSSIBILITY OF SUCH DAMAGES. THIS SHALL BE TRUE EVEN IN THE EVENT OF THE FAILURE OF ANY AGREED REMEDY.

5. MISCELLANEOUS PROVISIONS. This Warranty will be governed by the laws of the state of Washington, U.S.A., without reference to its choice of law rules. The provisions of the 1980 United Nations Convention on Contracts for the International Sales of Goods, as amended, shall not apply. You agree not to directly or indirectly transfer the Product or use of the product or associated documentation to any country to which such transfer would be prohibited by the U.S. Export laws and regulations. If any provision of this Warranty is found to be invalid or unenforceable, then the remainder shall have full force and effect and the invalid provision shall be modified or partially enforced to the maximum extent permitted by law to effectuate the purpose of this Warranty. This is the entire agreement between WatchGuard and you relating to the Product, and supersedes any prior purchase order, communications, advertising or representations concerning the Product AND BY USING THE PRODUCT YOU AGREE TO THESE TERMS. IF THE PRODUCT IS BEING USED BY AN ENTITY, THE INDIVIDUAL INDICATING AGREEMENT TO THESE TERMS BY USING THE PRODUCT REPRESENTS AND WARRANTS THAT (A) SUCH INDIVIDUAL IS DULY AUTHORIZED TO ACCEPT THE WARRANTY ON BEHALF OF THE ENTITY AND TO BIND THE ENTITY TO THE TERMS OF THIS WARRANTY; (B) THE ENTITY HAS THE FULL POWER, CORPORATE OR OTHERWISE, TO ENTER INTO THE WARRANTY AND PERFORM ITS OBLIGATIONS UNDER THE WARRANTY AND; (C) THE WARRANTY AND THE PERFORMANCE OF THE ENTITY'S OBLIGATIONS UNDER THE WARRANTY DO NOT VIOLATE ANY THIRD-PARTY AGREEMENT TO WHICH THE ENTITY IS A PARTY. No change or modification of the Warranty will be valid unless it is in writing and is signed by WatchGuard.

## Declaration of Conformity

### DECLARATION OF CONFORMITY

WatchGuard Technologies, Inc.  
505 Fifth Ave. S., Suite 500  
Seattle, WA 98104-3892 USA

WatchGuard Technologies Inc. hereby declares that the product(s) listed below conform to the European Union directives and standards identified in this declaration.

**Product(s):**

WatchGuard Models: Firebox T30, T30-W, T50, and T50-W.  
Hardware Model: BS3AE5, BS3AE5W, BS5AE7, BS5AE7W

**EU Directive(s):**

Radio & Télécommunications Terminal Equipment (1999/5/EC)  
Low Voltage (2006/95/EC)  
Electromagnetic Compatibility (2004/108/EC)  
Energy-related Products (2009/125/EC)  
RoHS(2011/65/EC)  
WEEE Directive 2002/96/EC  
REACH EC 1907/2006

**Standard(s):**

**Safety:** EN60950-1:2006+A11:2009+A1+A12:2011+A2:2013  
**Emission:** EN 55022:2010/AC: 2011 ClassB  
FCC Part 15 Subpart B: 2013 ClassB  
ICES-003: Issue 5 2012  
CISPR 22: 2008 ClassB  
VCCI V-3/2014.04 ClassB ITE  
AS/NZS CISPR 22:2009+A1:2010 ClassB  
EN 61000-3-2:2006+A1:2009+A2:2009  
EN 61000-3-3:2013  
**Immunity:** EN 55024: 2010  
EN 61000-4-2:2008  
EN 61000-4-3:2006+A1:2007+A2:2010  
EN 61000-4-4:2012  
EN 61000-4-5:2005  
EN 61000-4-6:2008  
EN 61000-4-8:2009  
EN 61000-4-11:2004  
**Wireless:** EN 301 489-01 v1.9.2  
EN 301 489-17 v2.1.1  
EN 300 328 v1.8.1  
EN 301 893 v1.7.1

***In accordance with the Radio and Telecommunications Terminal Equipment Act (FTEG) and Directive 1999/5/EC (R&TTE Directive).***

Manufacturer / Hersteller: WatchGuard Technologies, Inc.  
505 5<sup>th</sup> Ave S. Suite 500, Seattle, WA 98104 USA

Radio Equipment / Funkanlage: Wireless Access Point  
Type Designation / Typenbezeichnung: Firebox T30-W and T50-W.(  
BS3AE5W and FS2E5W )

Specifications / Technische Daten: 802.11a,b,g,n,ac (2.4GHz and  
5GHz)

Intended Purpose / Verwendungszweck: Indoor Access Point

Equipment Class / Betriebsmittel der Klasse: Class II

The above device complies with the essential requirements and other relevant provisions to Directive 1999/5/EC when used for its intended purpose. This equipment may be operated in AUSTRIA, BELGIUM, BULGARIA, CROATIA, CYPRUS, CZECH REPUBLIC, DENMARK, ESTONIA, FINLAND, FRANCE, GERMANY, GREECE, HUNGARY, IRELAND, ITALY, LATVIA, LITHUANIA, LUXEMBOURG, MALTA, THE NETHERLANDS, POLAND, PORTUGAL, ROMANIA, SLOVAKIA, SLOVENIA, SPAIN, SWEDEN, and UNITED KINGDOM.

**Warning!** This is a Class B product. In a domestic environment this product may cause radio interference in which case the user may be required to take adequate measures.

**Restrictions: France** - The outdoor use is limited to 10 mW e.i.r.p. within the band of 2454-2483.5 Mhz.

**Italy** – For private use, a general authorization is required if this device is used outside own premises. For public use, a general authorization is required. **Norway** – This device does not apply for the geographical area within a radius of 20 km from the center of Ny-Alesund. Die oben genannten Gerät entspricht den grundlegenden Anforderungen und anderen relevanten Bestimmungen der Richtlinie 1999/5/EG, wenn für den vorgesehenen Zweck verwendet werden.


Dieses Gerät ist für die Verwendung in AUSTRIA, BELGIUM, BULGARIA, CROATIA, CYPRUS, CZECH REPUBLIC, DENMARK, ESTONIA, FINLAND, FRANCE, GERMANY, GREECE, HUNGARY, IRELAND, ITALY, LATVIA, LITHUANIA, LUXEMBOURG, MALTA, THE NETHERLANDS, POLAND, PORTUGAL, ROMANIA, SLOVAKIA, SLOVENIA, SPAIN, SWEDEN, and UNITED KINGDOM.

**Beschränkungen: Frankreich** – Der Gebrauch im Freien ist auf 10mW EIRP im Frequenzband 2454-2483.5 Mhz beschränkt. **Italien** – Für den privaten Gebrauch ist eine allgemeine Genehmigung erforderlich, wenn das Gerät außerhalb der eigenen Räumlichkeiten verwendet wird. Für die öffentliche Nutzung ist eine allgemeine Genehmigung erforderlich. **Norwegen** – Dieses Gerät darf nicht in



den geografischen Gebieten innerhalb eines Radius von 20 km vom Zentrum von Ny-Ålesund verwendet werden.

**Warnung!** Dies ist eine Einrichtung der Klasse B. Diese Einrichtung kann im Wohnbereich Funkstörungen verursachen. In diesem Fall kann vom Betreiber verlangt werden, angemessene Maßnahmen durchzuführen.

CE 0678  RoHS

*Laurence Huang*

Signature:  
Full Name: Laurence Huang  
Position: Manufacturing Program Manager  
Date: 2015/Aug/19th

## Federal Communication Commission Interference Statement



Operations in the 5.15-5.25GHz band are restricted to indoor usage only. This equipment has been tested and found to comply with the limits for a Class B digital device, pursuant to Part 15 of the FCC Rules. These limits are designed to provide reasonable protection against harmful interference in a residential installation. This equipment generates, uses and can radiate radio frequency energy and, if not installed and used in accordance with the instructions, may cause harmful interference to radio communications. However, there is no guarantee that interference will not occur in a particular installation. If this equipment does cause harmful interference to radio or television reception, which can be determined by turning the equipment off and on, the user is encouraged to try to correct the interference by one of the following measures:

- Reorient or relocate the device.
- Increase the separation between the equipment and receiver.
- Connect the equipment into an outlet on a circuit different from that to which the receiver is connected.
- Consult the dealer or an experienced radio/TV technician for help.

FCC Caution: Any changes or modifications not expressly approved by the party responsible for compliance could void the user's authority to operate this equipment.

Operation is subject to the following two conditions: (1) This device may not cause harmful interference, and (2) this device must accept any interference received, including interference that may cause undesired operation.

## IMPORTANT NOTE

### FCC Radiation Exposure Statement: (Wireless)

This equipment complies with FCC radiation exposure limits set forth for an uncontrolled environment. This equipment should be installed and operated with minimum distance 20cm between the radiator & your body. This transmitter must not be co-located or operating in conjunction with any other antenna or transmitter.

## CE Notice

---



The CE symbol on your WatchGuard Technologies equipment indicates that it is in compliance with the Electromagnetic Compatibility (EMC) directive and the Low Voltage Directive (LVD) of the European Union (EU).

## Europe – EU Declaration of Conformity (Wireless)

---

This device complies with the essential requirements of the R&TTE Directive 1999/5/EC. The following test methods have been applied in order to prove presumption of conformity with the essential requirements of the R&TTE Directive 1999/5/EC:

EN 60950-1 - Safety of Information Technology Equipment

EN 50385 - Generic standard to demonstrate the compliance of electronic and electrical apparatus with the basic restrictions related to human exposure to electromagnetic fields (0 Hz - 300 GHz)

EN 300 328 - Electromagnetic compatibility and Radio spectrum Matters (ERM); Wideband Transmission systems; Data transmission equipment operating in the 2,4 GHz ISM band and using spread spectrum modulation techniques; Harmonized EN covering essential requirements under article 3.2 of the R&TTE Directive

EN 301 893 - Broadband Radio Access Networks (BRAN); 5 GHz high performance RLAN; Harmonized EN covering essential requirements of article 3.2 of the R&TTE Directive

EN 301 489-1 - Electromagnetic compatibility and Radio Spectrum Matters (ERM); ElectroMagnetic Compatibility (EMC) standard for radio equipment and services; Part 1: Common technical requirements

EN 301 489-17 - Electromagnetic compatibility and Radio spectrum Matters (ERM); ElectroMagnetic Compatibility (EMC) standard for radio equipment and services; Part 17: Specific conditions for 2.4 GHz wideband transmission systems and 5 GHz high performance RLAN equipment

This device is a 5GHz wideband transmission system (transceiver), intended for use in all EU member states and EFTA countries, except in France and Italy where restrictive use applies.

In Italy the end-user should apply for a license at the national spectrum authorities in order to obtain authorization to use the device for setting up outdoor radio links and/or for supplying public access to telecommunications and/or network services.

This device may not be used for setting up outdoor radio links in France and in some areas the RF output power may be limited to 10 mW EIRP in the frequency range of 2454 – 2483.5 MHz. For detailed information the end-user should contact the national spectrum authority in France.

## RoHS Statement

---

The member states of the European Union approved directive 2002/95/EC, Restrictions of Hazardous Substances ("RoHS directive") that became valid on July 1, 2006. It states that all new electrical and electronic equipment put on the market within the member states must not contain certain hazardous materials. The WatchGuard Firebox complies with the European Union's RoHS directive 2002/95/EC and similar regulations that may be adopted by other countries for European Sales.

## WEEE Statement

---

WEEE is a general set of requirements dictated in the EU Directive 2002/96/EC. This Directive mandated that member EU countries enact regulations governing the Waste of Electrical and Electronic Equipment (WEEE). The Directive, and its individual transpositions into specific country laws and legislation, is aimed at the reduction of WEEE through reuse, recovery, and recycling of WEEE.

WatchGuard is working in partnership with our European Union (EU) distribution partners to ensure that our products are in compliance with the WEEE statutes, and that the recovery of our product per the specific EU country legislative requirements is seamless for our product's end users. If you have a WatchGuard product that is at its end of life and needs to be disposed of, please contact WatchGuard Customer Care Department at:

U.S. Customers: 877.232.3531

International Customers: +1.206.613.0456

WatchGuard is reasonably confident that our products do not contain any substances or hazardous materials presently banned by any legislation, and do not present a risk due to hazardous materials. WEEE recovery professionals should also note that these products do not have any materials that are of particular high value in their individual form.

## REACH

---

The new EU chemicals policy REACH (Registration, Evaluation, Authorization and restriction of Chemicals) came into effect on June 1, 2007. REACH is Europe's new chemicals legislation, which is applicable in all 27 EU Member States as well as the EFTA European Economic Area (EEA). REACH creates a new system for gathering information, assessing risks to human health and the environment, and authorizing or restricting the marketing and use of chemicals produced or supplied in the EEA. REACH has an impact on EEA producers and importers of finished products and users of chemicals in the course of industrial or professional activities.

WatchGuard supports the overall REACH objective of improving the protection of human health and the environment and will meet all applicable REACH requirements. WatchGuard is strongly committed to working with our customers and supply chain to define and implement the REACH requirements and ensure a smooth transition to compliance.

One of the REACH requirements is that manufacturers and importers have the duty to register substances they are producing or importing. In accordance with the regulations, the products of WatchGuard do not need to be registered for the following reasons:

- WatchGuard does not import more than 1 metric ton per year of a substance as defined by REACH.

- WatchGuard products are non-chemical products that are not designed to release any substance under normal and reasonably predictable application.
- Our products do not contain the listed substances at more than 0.1% by weight of the whole product/part.

## Industry Canada statement

---

This device complies with RSS-210 of the Industry Canada Rules. Operation is subject to the following two conditions: (1) This device may not cause harmful interference, and (2) this device must accept any interference received, including interference that may cause undesired operation. CAN ICES-3(B)/NMB-3(B)

Ce dispositif est conforme à la norme CNR-210 d'Industrie Canada applicable aux appareils radio exempts de licence. Son fonctionnement est sujet aux deux conditions suivantes: (1) le dispositif ne doit pas produire de brouillage préjudiciable, et (2) ce dispositif doit accepter tout brouillage reçu, y compris un brouillage susceptible de provoquer un fonctionnement indésirable.

### Caution: (Wireless)

(i) the device for operation in the band 5150-5250 MHz is only for indoor use to reduce the potential for harmful interference to co-channel mobile satellite systems;

(ii) high-power radars are allocated as primary users (i.e. priority users) of the bands 5250-5350 MHz and 5650-5850 MHz and that these radars could cause interference and/or damage to LE-LAN devices.

### Avertissement:

(i) les dispositifs fonctionnant dans la bande 5150-5 250 MHz sont réservés uniquement pour une utilisation à l'intérieur afin de réduire les risques de brouillage préjudiciable aux systèmes de satellites mobiles utilisant les mêmes canaux;

(ii) De plus, les utilisateurs devraient aussi être avisés que les utilisateurs de radars de haute puissance sont désignés utilisateurs principaux (c.-à-d., qu'ils ont la priorité) pour les bandes 5250-5 350 MHz et 5650-5850 MHz et que ces radars pourraient causer du brouillage et/ou des dommages aux dispositifs LAN-EL.

## For Mobile Device Usage (Wireless)

---

### Radiation Exposure Statement:

This equipment complies with IC radiation exposure limits set forth for an uncontrolled environment. This equipment should be installed and operated with minimum distance 20cm between the radiator & your body.

### Déclaration d'exposition aux radiations:

Cet équipement est conforme aux limites d'exposition aux rayonnements IC établies pour un environnement non contrôlé. Cet équipement doit être installé et utilisé avec un minimum de 20cm de distance entre la source de rayonnement et votre corps.

## France (Wireless)

- (i) les dispositifs fonctionnant dans la bande 5150-5250 MHz est réservé à une utilisation en intérieur pour réduire le risque de brouillage préjudiciable aux systèmes mobiles par satellite utilisant les mêmes canaux;
- (ii) En outre, les utilisateurs doivent également être conscients que les utilisateurs de radars à haute puissance sont désignés utilisateurs primaires pour les bandes 5250-5350 MHz et 5650-5850 MHz et ces radars pourraient provoquer des interférences et / ou endommager LE-LAN dispositifs.

## Japan VCCI Notice (Class B ITE)

この装置は、クラスB情報技術装置です。この装置は、家庭環境で使用することを目的としていますが、この装置がラジオやテレビジョン受信機に近接して使用されると、受信障害を引き起こすことがあります。  
取扱説明書に従って正しい取り扱いをして下さい。

V C C I - B

## Taiwan BSMI Class B Notice

警告使用者: 這是乙類產品, 應使用並正確安裝。本產品可能會造成無線電干擾, 在這種情況下, 用戶可能需要採取適當的措施。

警示 本電池如果更換不正確會有爆炸的危險, 請勿自行更換電池

## Licensing

Some components of the WatchGuard System Manager software and Fireware OS are distributed with source code covered under one or more third party or open source licenses.

You can find full licensing information in the product documentation on the WatchGuard public web site at [www.watchguard.com/help/documentation](http://www.watchguard.com/help/documentation).

To get the source code covered by this license, contact WatchGuard Technical Support at:

United States or Canada: 877.232.3531

All other countries: +1.360.482.1083

You can download the source code at no charge. If you request the material be sent to you on CD-ROM, there is a \$35 charge for administration and shipping.

