


Outdoor Wireless Speaker

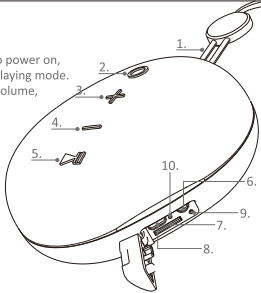
User Manual



X6

Parts and functions

1. Leather lanyard.
2. Power button: Long press to power on, short press to transfer the playing mode.
3. Long press to increase the volume, short press to next song.
4. Long press to decrease the volume, short press to previous song.
5. The multi-function buttons: play / pause / answer call.
6. AUX IN cable connection interface.
7. TF card slot.
8. USB charging hole.
9. Reset button
10. The charge indicator



Charging

Please use the supplied charging cable for the X6 charging standard USB plug in a power output USB port. It is recommended to charge 10 minutes before power on if you 7 days unused, then you can continue to use while charging.

Power on/off

Power on: Long press power on the speaker, then the Bluetooth indicator light is on and you can connect Bluetooth devices.
 Power off: Long press power on the speaker, and then Bluetooth indicator will turn off.

Wireless handsfree

1. Connect your phone via Bluetooth, the speaker will play ringtones while a call coming.
2. Short press the multifunction key to answer the call on the speaker, you can talk to each other through the microphone hole, after call ended, it will continue to play music.
3. Long press the multifunction key on the speaker to reject an incoming call.
4. When you connect your phone, press twice in rapid multifunction key to call back the last call by telephone.

Volume adjustment

Long press the + / - keys to adjust the volume or volume on the device.


Technical parameters

- Model: X6
- Bluetooth: 4.2+EDR compliant
- Speaker: Ø50mm 4Ω 6W*1
- Battery: 18650/1200mAh
- Charging time: 2.2 hours
- Playing time: 7 hours
- Input: USB DC5V/1000mA
- Product Size: 118*118*46mm
- Product Weight: 200g

Package including

- 1pcs* X6 wireless speaker
- 1pcs* Micro USB cable
- 1pcs* Product manual

Explanation

1.  the symbol indicates: The product is only suitable for the safe non-tropical climates.
2. Note: Please use the same type or equivalent type of battery to replace if the battery is scrapped. Otherwise maybe explosion occurs.
3. The lithium battery may be exposed such as fire or excessive heat.

Fault and maintenance

First fault: connection failed.

Solution:

- (1) Please check whether the multifunction indicator light flashes blue. Please power on your speakers if the light isn't on. Please charge the speaker if the light is still not on.
- (2) Please turn off the other Bluetooth devices, if there are many Bluetooth devices surrounding. This may result in search difficulties.
- (3) Restart wireless speaker on devices for Bluetooth search function.

Second problem: The music player appears sound breaks.

Solution:

- (1) View the distance between the player and the speaker has not been exceeded effective Bluetooth connection distance 8-12meters.
- (2) Ensure there is not any obstacle between the play device and speakers.
- (3) Check the playback device or whether the speaker is in a low power state.

Notes before use

This product is designed with full attention for safety performance. To ensure safe operation, please follow the following rules:

1. Place the speakers in a stable position avoid fall and cause damage or personal injury.
2. Do not drop, disassemble, open, crush, bend, puncture, burn speaker.
3. Do not close to any heat source (such as radiators, heating equipment, stoves, or other heat-generating equipment) where the use of speakers.
4. Please send professional maintenance staff to repair for any reason damage.
5. Before wiping with a dry cloth to clean the speakers, set the power switch to the off position and unplug the power cord from the power outlet.
6. Health considerations, please adjust the sound to a suitable level.

FCC STATEMENT :

This device complies with Part 15 of the FCC Rules. Operation is subject to the following two conditions:

- (1) This device may not cause harmful interference, and
- (2) This device must accept any interference received, including interference that may cause undesired operation.

Warning: Changes or modifications not expressly approved by the party responsible for compliance could void the user's authority to operate the equipment.

NOTE: This equipment has been tested and found to comply with the limits for a Class B digital device, pursuant to Part 15 of the FCC Rules. These limits are designed to provide reasonable protection against harmful interference in a residential installation.

This equipment generates uses and can radiate radio frequency energy and, if not installed and used in accordance with the instructions, may cause harmful interference to radio communications. However, there is no guarantee that interference will not occur in a particular installation. If this equipment does cause harmful interference to radio or television reception, which can be determined by turning the equipment off and on, the user is encouraged to try to correct the interference by one or more of the following measures:

- Reorient or relocate the receiving antenna.

- Increase the separation between the equipment and receiver.

- Connect the equipment into an outlet on a circuit different from that to which the receiver is connected.

- Consult the dealer or an experienced radio/TV technician for help.

RF warning statement:

The device has been evaluated to meet general RF exposure requirement. The device can be used in portable exposure condition without restriction.