

WINPLUS®

App-Controlled Smart LED Light Strip

Model: LM55931

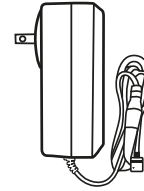
CARE & USE INSTRUCTIONS

**IMPORTANT, RETAIN FOR FUTURE REFERENCE:
READ CAREFULLY**

PACKAGE CONTAINS



4 x 36" Multi-Color LED Strips



120V Home Adapter & Converter Cable



4 x 24" Extension Cables

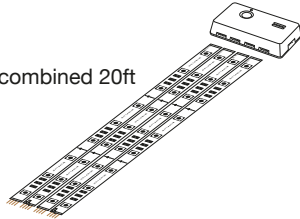


Winplus® Smart Lighting Hub Controller

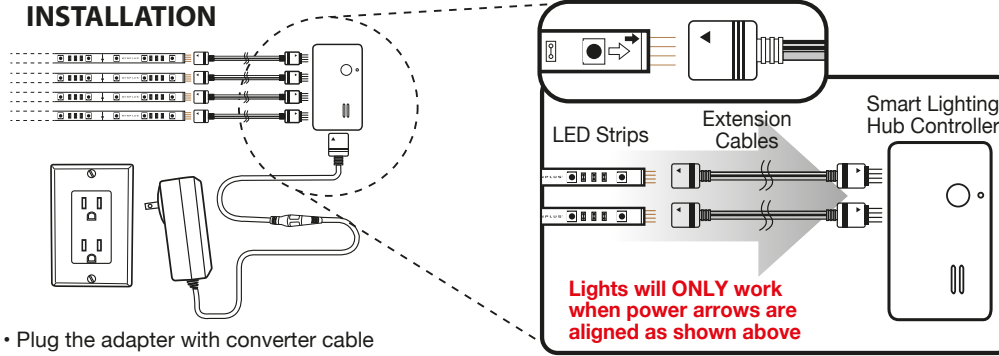
TECHNICAL SPECIFICATION

- Input voltage: 120VAc, 60Hz
- Output voltage: 12Vdc
- Bluetooth® distance: 30ft (if no obstacles)
- Frequency band: 2.4GHZ
- Types of LED: 5050 SMD RGB
- Maximum LED: 20ft (total combined)
- Maximum amperage draw: 3A

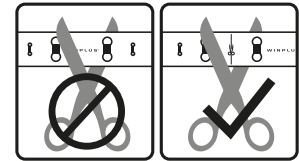
Total combined 20ft



INSTALLATION



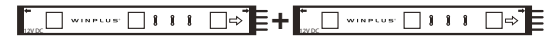
- Plug the adapter with converter cable into any standard 120V wall socket for power supply.
- Connect the App-Controlled Smart LED Light Strip or extension and create your personalized lighting experience



Note: The portion of strip that is cut-off is no longer usable.

EXTENDABLE

The Winplus App-Controlled Smart LED Light Strip can be extended up to a **maximum length of 20ft (6m)** using compatible extension strips. To function properly, extension strips must be connected to the same type of strip. (see example on the right)



Multi color + Multi color extension

APP INSTALLATION




Compatible with iPhone 4s & higher, iPad3, iPad Mini, iPad Air & higher, and iPod touch 5th Generation & higher. Requires iOS 7.0 or higher.

Compatible with phones with Android™ 4.3 or higher. Note: not all Android™ phones are equipped with Bluetooth™ Smart v4.0 required for this application.

- To install Smart Lighting APP on your Smartphone, scan above QR code to find the compatible APP for iOS or Android.
- Or you can search for the APP through the APP Store or Google Play
- Once installed, open the APP and begin enjoying your Winplus® experience.

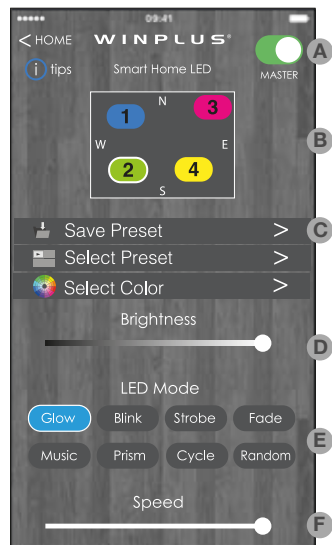


USING THE APP



Tap "Smart LED Hub" Icon to start APP will automatically pair to the Hub when both are powered on (including Bluetooth®) and within 30ft (9m)

USING THE APP CONT.



A Master On/Off Switch

B LED Zone Functions:

Connect and control up to 4 separate zones.

On/Off: Press each zone icon to turn LED On or Off.

Move Zone Icon:

Press and hold zone icon, select "Move" to position each zone icon at your desired location.

Rename Zone Icon:

Press and hold zone icon, select "Rename" to rename each icon. (Note: Maximum 4 characters).

Select Multiple:

You can select multiple zones and control the same setting at once.

Press and hold zone icon, select "Select Multiple" then select your desired zone by pressing "Confirm". To ungroup your selection, press and hold zone icon and select "Ungroup".

C Save Preset:

You can save your favorite settings. After creating your setting, press "Save Preset" and enter your preset name. You can save up to 10 preset settings.

Select Preset:

You can select your previously saved preset setting, press "Select Preset" and choose your saved setting.

Delete Saved Preset Setting:

To delete a saved preset setting, press "Select Preset" and press and hold the preset setting that you wish to delete.

Press "Yes" to delete.

Select Color:

Choose from up to 49 different colors. Press "Select Color", select your desired color and press "Confirm".

D Brightness:

Slide bar to adjust brightness setting.

E LED Mode:

Choose from 8 different modes
Note: Music Mode is sound activated.

F Speed:

Slide bar to adjust the speed of the movement from each LED Mode.

WARNINGS

1. Do not install or use product if it, in any way, impairs the safe operation at home. You assume all responsibilities for the safe and prudent operation of the product and APP.
2. Follow manufacturer's instructions to ensure the product is properly & safely installed.
3. Check your state or provincial laws before installing.
4. This product is intended solely for decorative purposes. Manufacturer and Seller assume no liability for installation or use, which are solely the responsibility of the purchaser.
5. Do not stare directly into the LED light strip when illuminated. Do not allow pets or children to stare directly into the LED light strip when illuminated.
6. The Manufacturer and Seller are not responsible or liable for consequential, incidental, or indirect damages, whether to person or property, resulting from the installation or improper use of this product.

WARNING: This product contains chemicals known to the State of California to cause cancer, birth defects or other reproductive harm.

"Contains Transmitter Module FCC ID: WUI-LM55931"

FCC statement:

FCC Part 15.19 Warning Statement

This device complies with Part 15 of the FCC Rules. Operation is subject to the following two conditions: (1) This device may not cause harmful interference, and (2) This device must accept any interference received, including interference that may cause undesired operation.

FCC Part 15.21 Warning Statement

NOTE: THE GRANTEE IS NOT RESPONSIBLE FOR ANY CHANGES OR MODIFICATIONS NOT EXPRESSLY APPROVED BY THE PARTY RESPONSIBLE FOR COMPLIANCE. SUCH MODIFICATIONS COULD VOID THE USER'S AUTHORITY TO OPERATE THE EQUIPMENT.

FCC Part 15.105 Warning Statement

This equipment has been tested and found to comply with the limits for a Class B digital device, pursuant to Part 15 of the FCC Rules. These limits are designed to provide reasonable protection against harmful interference in a residential installation. This equipment generates, uses and can radiate radio frequency energy, and, if not installed and used in accordance with the instructions, may cause harmful interference to radio communications. However, there is no guarantee that interference will not occur in a particular installation. If this equipment does cause harmful interference to radio or television reception, which can be determined by turning the equipment off and on, the user is encouraged to try to correct the interference by one of the following measures:

- Reorient or relocate the receiving antenna
- Increase the separation between the equipment and receiver
- Connect the equipment into an outlet on a circuit different from that to which the receiver is connected
- Consult the dealer or an experienced radio/TV technician for help

RF statement:

The device has been evaluated to meet general RF exposure requirement.

To maintain compliance with FCC's RF exposure guidelines, this equipment should be installed and operated with a minimum distance of 20cm between the radiator and your body.



The Bluetooth® word mark and logos are registered trademarks owned by Bluetooth SIG, Inc. and any use of such marks by Winplus Co., Ltd. is under license. Other trademarks and trade names are those of their respective owners.

WINPLUS®

Have a comment or question?
Email us at: info@winplususa.com
or visit us online at: www.winplususa.com

Winplus North America, Inc.
820 South Wanamaker Avenue, Ontario, CA 91761 USA
Tel: 866-294-9244

© 2016 Winplus North America, Inc.
All rights reserved.
3M™ is a trademark of 3M Company.

iPhone, iPad and iPod touch are trademarks of Apple Inc.
Android is a trademark of Google Inc.