

FCC Statement:

This equipment has been tested and found to comply with the limits for a Class B digital device, pursuant to part 15 of the FCC Rules. These limits are designed to provide reasonable protection against harmful interference in a residential installation.

This equipment generates, uses and can radiate radio frequency energy and, if not installed and used in accordance with the instructions, may cause harmful interference to radio communications. However, there is no guarantee that interference will not occur in a particular installation. If this equipment does cause harmful interference to radio or television reception, which can be determined by turning the equipment off and on, the user is encouraged to try to correct the interference by one or more of the following measures:

---Reorient or relocate the receiving antenna.

---Increase the separation between the equipment and receiver.

---Connect the equipment into an outlet on a circuit different from that to which the receiver is connected.

---Consult the dealer or an experienced radio/TV technician for help.

Caution: Any changes or modifications to this device not explicitly approved by manufacturer could void your authority to operate this equipment.

This device complies with part 15 of the FCC Rules. Operation is subject to the following two conditions: (1) This device may not cause harmful interference, and (2) this device must accept any interference received, including interference that may cause undesired operation.

Product main function

Bluetooth Connection, exciting wireless connection

Bluetooth V2.1+EDR, more lower power saving mode and more easy for pairing. Set aside the shackles of traditional connections, joy unlimited music fun.

Bass boost, sonorous and forceful

Super Bass passive membrane type low frequency system, bass music performance more sonorous and forceful.

Portable speaker with all format decoder

Perfect AC3/AAC/MP3/APE/FLAC/WMA/WAV audio decoding scheme, support TF card stored high-fidelity music plug seeding. Support data transmission technology, easy management of storage devices in the music file.

FM radio, listen to world affairs

Built-in high sensitivity radio antenna and support a range of 87.5-108MHz band radio manual search, ready to listen to the latest news entertainment, the listening world affairs.

Lithium battery power supply, long battery life

Built-in big volume lithium polymer battery, ready for whenever and wherever possible to enjoy the music of need.

Power indicator, intuitive operation

Blue / red color LED power indicator facilitate Bluetooth connection / lithium charging management.

Support for audio input

3.5 mm LINE-IN audio jack, easily connected mobile phone, computer and other types of audio equipment.

The packing list of items

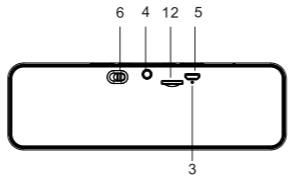
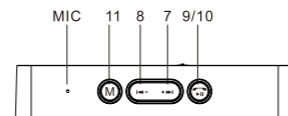
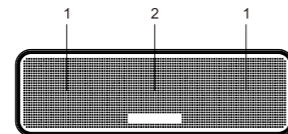
Include the following items in the box, if anything is missing, please contact the seller:

1. Bluetooth Speaker
2. USB cables: 1
3. Audio cable: 1
4. User manual: 1

Tips:

- First use rechargeable lithium batteries 6 hours, and usually charge 3 hours.
- Recommended specifications for 5 V / 500 mA USB charging plug for rechargeable lithium batteries.
- Lithium batteries monthly charge for at least 1, to prevent excessive discharge of the battery, reducing battery life.
- Lithium battery for long periods of use will go to sleep longer charging time to activate the lithium battery. Before completely activated lithium batteries, the machine can not boot properly because the voltage is too low or unstable sound performance is normal.

Product appearance Glance



- 1 speaker
- The fidelity 16 MM magnetic speaker
- 2 passive radiator diaphragm
- Enhance the bass performance
- 3 LED indicator
- To display Bluetooth connection / lithium work status
4. LINE-IN jack
- Directly to the audio cable plug into, you can playback audio equipment audio.
- 5 USB cable slot
- Support lithium battery charging
- 6 power key
- Left the power on, the right power shut
7. Next key
- Short push Play the next track /Press >0.5 second volume up
8. previous key
- Short push Play the previous track /Press >0.5 second volume down
9. Pause / Play button
- Short Press for Play/Pause
10. CALL key
- In the Bluetooth mode, press> 0.5 seconds call-back / Short press for answer / end
11. M key, short press for mode change
12. TF card slot
- Support ultra-high capacity 32G TF card
13. Voice prompts,
- Operation will have voice prompts each working condition

Product operating instructions

Bluetooth Connectivity

Step 1: Turn on speaker

The power switch to the right to turn on the power for the speaker.

After i30 Bluetooth speaker powered on, there will have a voice prompt of "Enter Bluetooth". The Blue light flashing alternately, means the speaker Bluetooth ready for searching state.

Step 2: Start the Bluetooth function

Enter the "Settings" option with wireless and network item, find the "Bluetooth" option, and click on the "Bluetooth" to enable the Bluetooth function.

Step 3: search for Bluetooth devices

Enter "Bluetooth settings" option, executive "scan Bluetooth device" command. After the scan is complete, the searched Bluetooth device name will be displayed in the "Bluetooth" list

Step 4: input matching values and confirm the connection

When the connecting device with Bluetooth equipment list appeared in "HYUNDAI i30", means i30 Bluetooth speaker has been searched. Please click on the "HYUNDAI i30" Bluetooth device, after a few seconds the device will automatically pairing and if it is successful, The speaker will indicate by voice "connected". (some equipment requirements input device matching the value "1234", or "0000". In order to successfully match) at this time, blue light alternately slow flash, speakers will be in work state.

Step 5: Connection completed

At this point, the user through the sound equipment to broadcast software for playback of audio files, i30 Bluetooth speaker will show the best side of music.

Tips:

Bluetooth connection state, the user can control music playback by sound equipment or speaker button, more simple and convenient.

Call & answer operation

Step 1 : call

Bluetooth pairing is successful. With a phone call, the speaker can be used as the input and output of the sound.. Short press Play/Pause key hang-up the call.

Step 2: answer the call

Bluetooth pairing is successful, the call is incoming, simply press the product above the Play/Pause key once, the call will be connected and talking can begin, then a short press once hung up. If you do not want to answer the call, you can long press pause play key.

Play with TF card

Insert TF card into the slot, the speaker voice prompt with "TF card play"; speakers at the bottom indicator light up and the speaker automatically play music from TF card audio files automatically read the card. User can control the music player with the keys on speaker

AUX Input

Support as amplifying devices, connected through the audio line, playing other audio devices audio files.

Power on condition, connected HYUNDAI i30 and external audio device through an audio line, there will be a "AUX play" voice prompts, then connection is successful. The device can normally play external sound source equipment audio information.

Tips:

Only the next and previous buttons workable for volume addition and subtraction, rest no use under this mode.

FM mode

Short press the M key, when the "FM play" voice prompts, the product will appear radio noise foundation, it indicated that entered the FM mode.

FM radio operation:

Short Press the Up / Down keys performed for Manual Tuning and Channel store. Up / Down keys for change the channels. The search time and the effect depends on the local radio signal strength condition.

Tips:

Recommend user use Bluetooth connection mode. This product support External audio input function function.

Charging

1 using the bundled USB cable for rechargeable lithium batteries. The Mini USB cable Connect one end of the Speaker "DC5V" slot to the USB Connect one end of the computer corresponds slot can be lithium rechargeable.

Charging starts, the power indicator shows red, indicating that charging is working. Charging full, the red light is off.

Troubleshooting

1. Boot automatically shut down: low battery, please recharge;
2. Player automatically shut down or restart: low battery voltage is too low can not be played, please recharge
3. Speaker no sound: Check the volume is turned up or not;
4. button no function or function error: power cycle, or remove the battery and re-install;
5. Bluetooth not work, first determine whether turn on the Bluetooth function, secondly there is no Bluetooth device search finalized to enable the Bluetooth device is properly connected.

Technical parameters

Speaker unit: 1.5" × 2
Rated power: 6W
Response frequency: 100Hz---18KHz
Impedance: 4 Ω
Bluetooth standard: HYUNDAI Bluetooth V3.0
Powe: 5V/500mAh
DC - IN power input: MiniUSB

Bluetooth Speaker

User's manual

Model: SL-890008-BK

Manufacturer: HuiZhou CJC Industry Co.,LTD