


Model:WM-007

# Instruction Manual

2.4GHz Wireless Mouse



Please read these instructions carefully before first use and retain them for future reference.

## Installing Battery

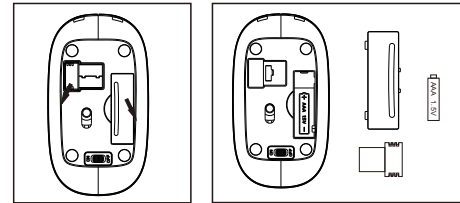
The 2.4GHz optical mouse uses one AAA battery .

**Installing Battery in the Mouse:**

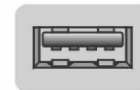
**Step 1. Open the back cover.**

**Step 2. Insert the battery as shown inside the battery compartment.**

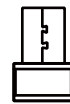
**Step 3. Replace back cover.**



## Connecting the Receiver

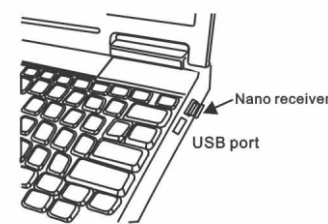


USB Port



Nano receiver

1. Connect the nano receiver ONLY to a USB port on your computer.

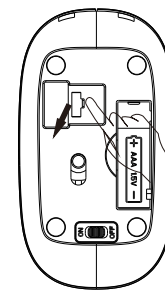


## Storing the Nano Receiver

1. The Nano Receiver is stored inside the mouse, in the battery compartment.

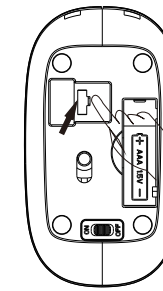
To remove the receiver, open your battery compartment and remove the receiver as per step 1.

2. Once you have finished using the mouse, remove the receiver from your USB port and replace within the mouse housing as per step 2.



1

Remove the Receiver



2

Store the Receiver

## Specifications:

Dimension: 93\*52\*25mm

Ultra-slim and fashion style

2.4GHZ RF transmission: up to 10m

Self-storing nano receiver, easy to take

Working nearly on any surface

Resolution: 1000DPI

High precision optical engine

Compatible with computers of various systems and brands

## FCC STATEMENT :

This device complies with Part 15 of the FCC Rules. Operation is subject to the following two conditions:

(1) This device may not cause harmful interference, and

(2) This device must accept any interference received, including interference that may cause undesired operation.

Warning: Changes or modifications not expressly approved by the party responsible for compliance could void the user's authority to operate the equipment.

NOTE: This equipment has been tested and found to comply with the limits for a Class B digital device, pursuant to Part 15 of the FCC Rules. These limits are designed to provide reasonable protection against harmful interference in a residential installation. This equipment generates uses and can radiate radio frequency energy and, if not installed and used in accordance with the instructions, may cause harmful interference to radio communications. However, there is no guarantee that interference will not occur in a particular installation. If this equipment does cause harmful interference to radio or television reception, which can be determined by turning the equipment off and on, the user is encouraged to try to correct the interference by one or more of the following measures:

Reorient or relocate the receiving antenna.

Increase the separation between the equipment and receiver.

Connect the equipment into an outlet on a circuit different from that to which the receiver is connected.

Consult the dealer or an experienced radio/TV technician for help.