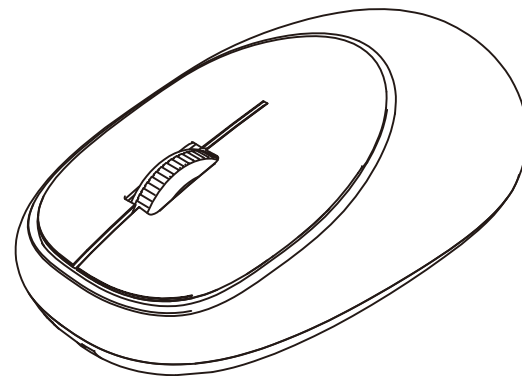


Model:WM-008

Instruction Manual

RF2.4GHz Optical Mouse



CAUTION:To use this device properly, please read the user's guide before installation

Installing the Batteries

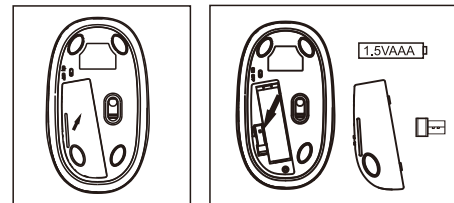
The RF2.4GHz optical mouse use one AAA alkaline batteries.

Installing Batteries in the Mouse

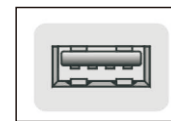
Step1 open the back cover

Step2. Insert the batteries as shown inside the battery compartment.

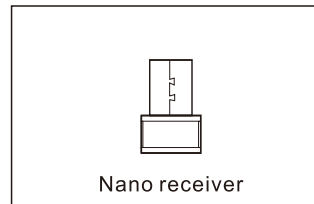
Step 3.Replace back cover



Connecting the Receiver

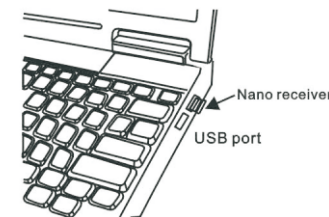


USB Port



Nano receiver

1 Connect the USB plug ONLY to USB port of the computer



Nano receiver
USB port

Obtain the receiver on the mouse

1:when you want use the mouse,you can take out the receiver to computer by the list 1 step;

2:when you need stop the work or to travel, you can store the receiver on the mouse for the moving by the list 2 tep;



1

Take out the receiver



2

Store the receiver

Characteristic

Dimension: 95*55*27mm

Unique design for good hand feeling

With 2 tilt-buttons,convenient to browse

Ergonomic design,suitable for both hands

Resolution:1000DPI

High precision optical engine

Compatible with computers of various systems and brands

FCC STATEMENT :

This device complies with Part 15 of the FCC Rules. Operation is subject to the following two conditions:

- (1) This device may not cause harmful interference, and
- (2) This device must accept any interference received, including interference that may cause undesired operation.

Warning: Changes or modifications not expressly approved by the party responsible for compliance could void the user's authority to operate the equipment.

NOTE: This equipment has been tested and found to comply with the limits for a Class B digital device, pursuant to Part 15 of the FCC Rules. These limits are designed to provide reasonable protection against harmful interference in a residential installation. This equipment generates uses and can radiate radio frequency energy and, if not installed and used in accordance with the instructions, may cause harmful interference to radio communications. However, there is no guarantee that interference will not occur in a particular installation. If this equipment does cause harmful interference to radio or television reception, which can be determined by turning the equipment off and on, the user is encouraged to try to correct the interference by one or more of the following measures:

- Reorient or relocate the receiving antenna.
- Increase the separation between the equipment and receiver.
- Connect the equipment into an outlet on a circuit different from that to which the receiver is connected.
- Consult the dealer or an experienced radio/TV technician for help.