

WM-718 wireless optical Mouse

Features:

- 2.4GHz wireless optical Mouse
- Dimension:116*63*35mm
- Resolution:1000/1600DPI switching
- High precision optical engine
- Compatible with computers of various systems and brands
- 2 battery AAA 1.5V, Battery not included

Quick Installation Guide :

Installing the Batteries

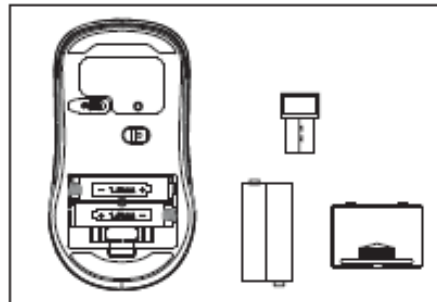
The RF2.4GHz optical mouse use two AAA alkaline batteries.

Installing Batteries in the Mouse

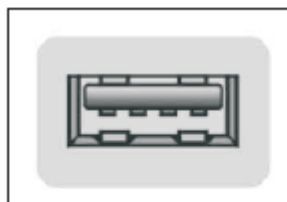
Step1 open the back cover

Step2. Insert the batteries as shown inside the battery compartment.

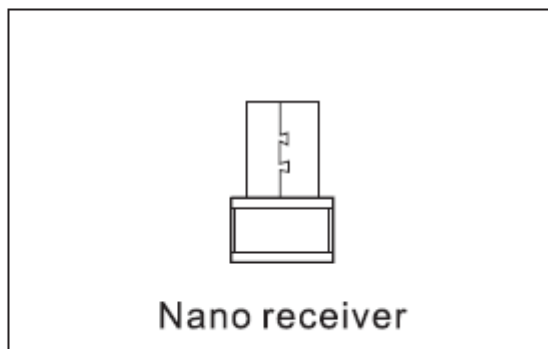
Step 3,Replace back cover



Connecting the Receiver

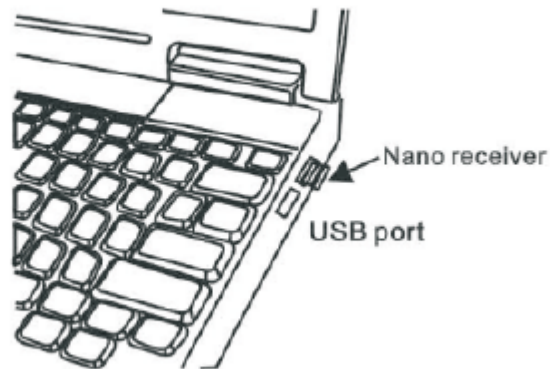


USB Port



Nano receiver

1 Connect the USB plug ONLY to USB port of the computer



FCC Compliance Statement

These limits are designed to provide reasonable protection against frequency interference in residential installation. This equipment generates, uses, and can radiate radio frequency energy, and if not installed or used in accordance with the instructions, may cause harmful interference to radio communication. However, there is no guarantee that interference will not occur in television reception, which can be determined by turning the equipment off and on. The user is encouraged to try and correct the interference by one or more of the following measures:

- Reorient or relocate the receiving antenna.
- Increase the separation between the equipment and the receiver.
- Connect the equipment into an outlet on a circuit different from that to which the receiver is connected.
- Consult the dealer or an experienced radio/TV technician for help.

This device complies with Part 15 of the FCC rules. Operation is subject to the following two conditions: 1) this device may not cause harmful interference, and 2) this device must accept any interference received, including interference that may cause undesired operation.

Changes or modifications not expressly approved by the party responsible for compliance could void your authority to operate the equipment.