



Door / Window Alarm POCSAG Transmitter

Model No. WD2 Operation Manual

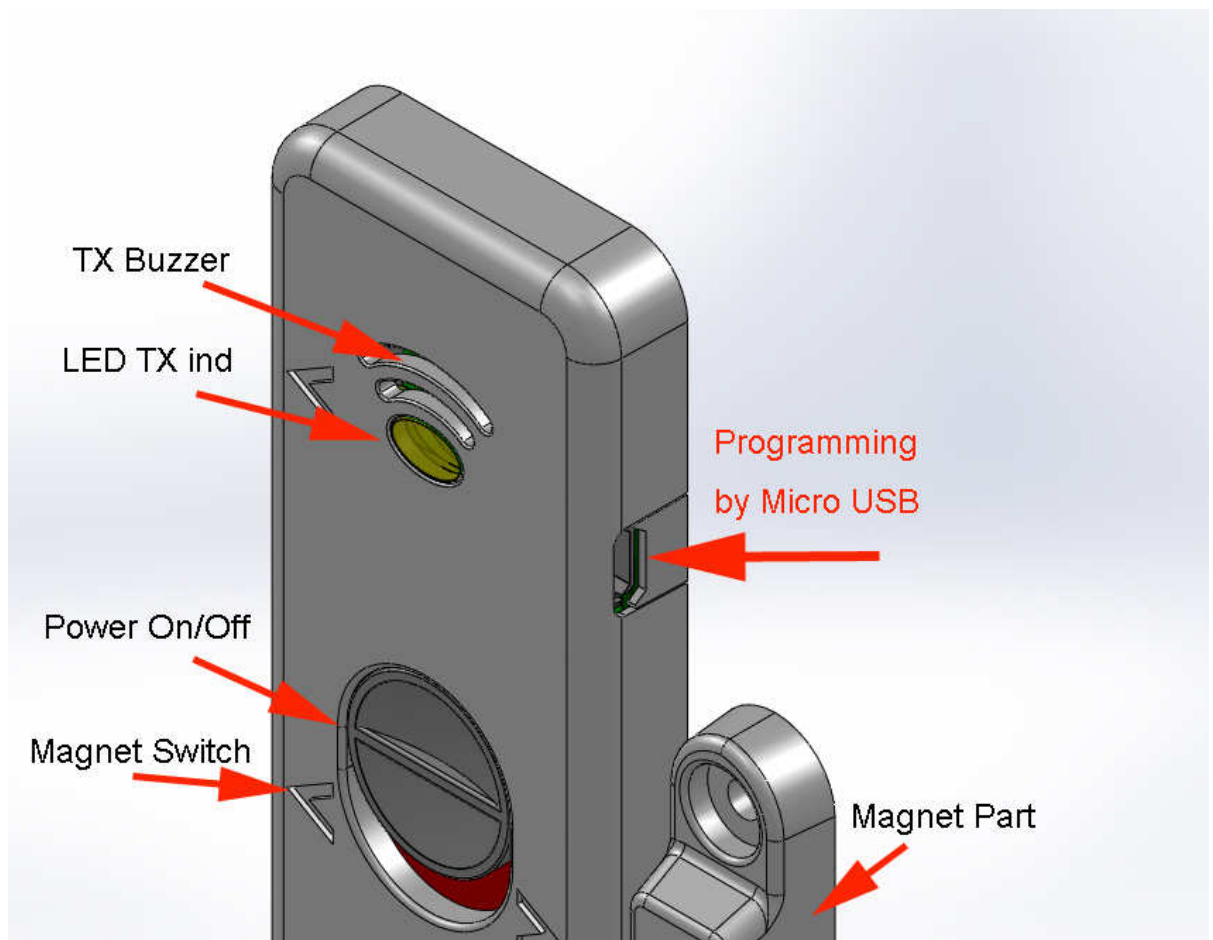


The WD2 Door/window alarm transmitter is designed to directly page security persons with the magnet switch activation either from the open to close or close to open status.

There are no wire connections necessary. And the installation is easy and simple for all kinds of operations. If the door or window is opened, it will activate the call alarm and send a message out to the set paging receiver.

More of the various paging features can be set easily by the PC programming process.

It is easy to program and set up with the desired pager frequency, capcode, data rate, repeat time etc functions.



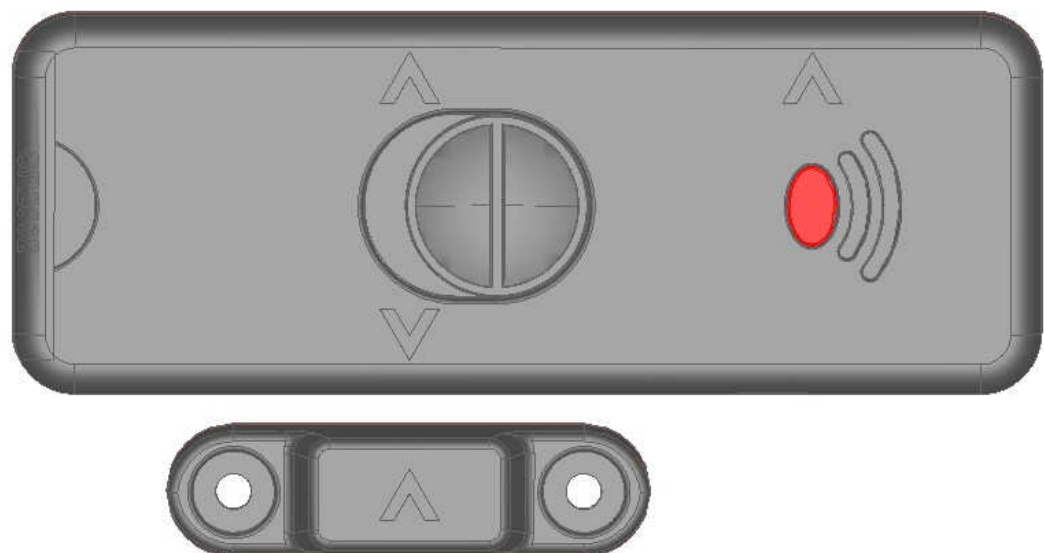
Notice : The changes or modifications not expressly approved by the party responsible for compliance could void the user's authority to operate the equipment.

IMPORTANT NOTE:

To comply with the FCC RF exposure compliance requirements, no change to the antenna or the device is permitted. Any change to the antenna or the device could result in the device exceeding the RF exposure requirements and void user's authority to operate the device.

Main Features

- Fast response
- Direct to pagers
- Easy installation
- Easy operation
- No wires installation
- No power cord
- Antenna inside
- Long distance
- Long battery life
- Frequency synthesized
- New EU frequency correspond
- Place on the door or window
- 2 Magnet switches inside
- Programming via micro USB by PC
- Auto send battery low alarm message



A. How to change WD2 battery

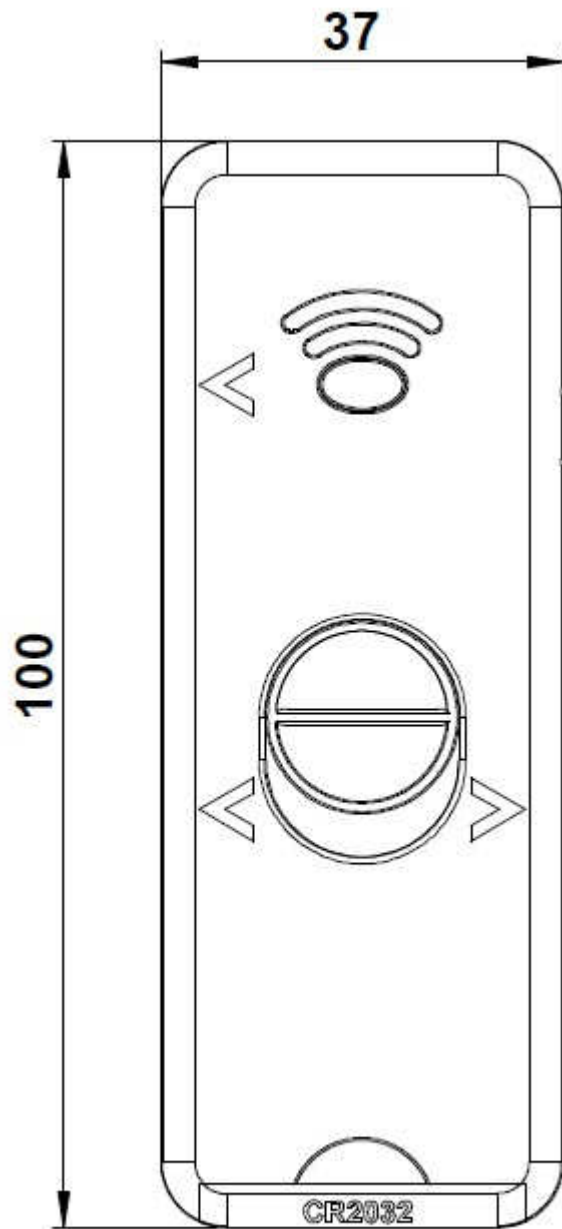
1). Open the WD2 battery cover



2). Then changes with the new CR2032 battery

† Positive side UP





Wireless Devices Inc. Taiwan www.wirelessdevices.com.tw