

# **WarpLink 2414 User Manual**

## **IEEE 802.11b WLAN PCMCIA Card**

Version 1.0

Aug. 2001

# Table of Contents

|  |           |
|--|-----------|
| <b>1. Welcome</b> .....  | <b>3</b>  |
| 1.1 Kit Contents.....  | 4         |
| 1.2 Main Features of IEEE802.11b WLAN PC Card.....             | 5         |
| 1.3 Wireless Networking Scenarios.....                         | 6         |
| 1.4 Advantages for Using a Wireless Network.....               | 8         |
| <b>2. Quick Start Guide</b> .....                              | <b>9</b>  |
| <b>3. Step-by-Step Installation Guide</b> .....                | <b>12</b> |
| 3.1 Over View.....   | 12        |
| 3.2 Install the IEEE802.11b WLAN Utility/ Driver.....          | 13        |
| 3.3 Install the PCMCIA Card .....                              | 24        |
| 3.4 Utility Start-up Configuration.....                        | 25        |
| 3.4.1 Set Basic Parameters.....                                | 26        |
| 3.4.2 Advanced Settings .....                                  | 31        |
| <b>4 Using Your IEEE802.11b WLAN PC Card and Utility</b> ..... | <b>35</b> |
| 4.1 Using Your IEEE802.11b WLAN PC Card .....                  | 35        |
| 4.1.1 Radio Antenna .....                                      | 35        |
| 4.1.2 Maintaining Your PC Card.....                            | 35        |
| 4.1.3 Disconnect the Wireless Communications .....             | 36        |
| 4.2 Using the Utility .....                                    | 41        |
| 4.2.1 LAN Status .....   | 41        |
| 4.2.2 Link Information.....                                    | 43        |
| 4.2.3 Site Survey.....   | 43        |
| 4.2.4 Diagnostic.....  | 44        |
| 4.2.5 About .....  | 44        |
| <b>5. Networking Applications</b> .....                        | <b>45</b> |
| 5.1 File Sharing in Microsoft Windows 98SE.....                | 45        |
| 5.2 Printer Sharing in Windows 98SE.....                       | 48        |
| 5.3 Using the shared folder.....                               | 50        |
| 5.4 Using the shared network printer.....                      | 51        |
| <b>6. Specifications</b> .....                                 | <b>52</b> |
| 6.1 Physical Specifications .....                              | 52        |
| 6.2 Networking Compliant Standards .....                       | 52        |
| 6.3 Available Channels in Each Country/ Area.....              | 53        |

|  |           |
|--|-----------|
| 6.4 Operating Specifications.....                  | 54        |
| <b>7. Troubleshooting.....</b>                     | <b>56</b> |
| 7.1 Check the Various Properties of the Card ..... | 56        |
| 7.2 Microsoft Networking Checklist .....           | 59        |
| 7.3 Others.....                                    | 62        |
| <b>FCC Class B Radio Frequency .....</b>           | <b>64</b> |

# 1. Welcome

Thank you for purchasing the IEEE802.11b WLAN PC Card, the easiest way to wireless networking.

As our product is interoperable with other IEEE802.11b compliant products (even if they are made by other manufacturers), it offers you great flexibility and freedom to build your own ideal wireless LAN.

You can connect your PC/notebook to an access point wirelessly to share a “connected” environment, such as your local area network.


This User’s Guide introduces to you the common configurations of IEEE802.11b WLAN PC Card and leads you through the installation step by step.

Please read this manual to become familiar with this IEEE802.11b WLAN PC Card and its applications. This manual contains detailed instructions in the operation of this product. Please keep this manual for future reference.

## 1.1 Kit Contents

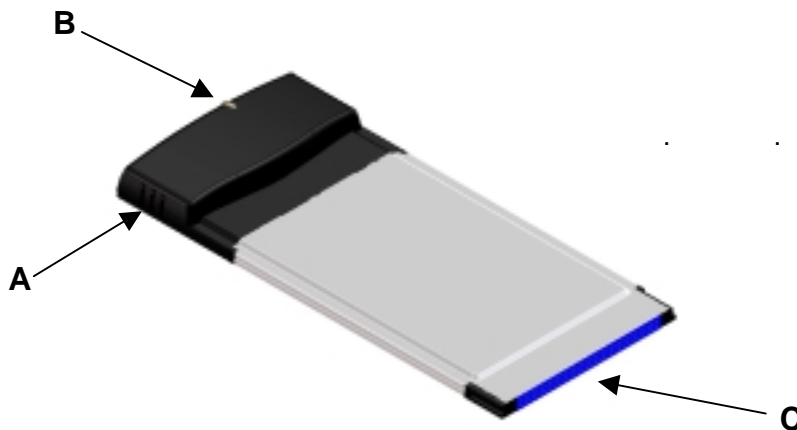
The IEEE802.11b WLAN PC Card package includes the following items:

- A. 1 PCMCIA Card
- B. 1 CD including: IEEE802.11b WLAN Utility & Driver software, Acrobat Reader and user manual PDF file.
- C. 1 User's Manual (the document you are reading)
- D. 1 Quick Start Guide



If any of the items mentioned above are damaged or missing, please contact your distributor.

## 1.2 Main Features of IEEE802.11b WLAN PC Card



A. Built-in Antenna

B. Connection Status LED

- Off: No wireless activity
- On: Working in Infrastructure mode or Ad-Hoc Mode.
- Blinking: Sensing/executing wireless communication

C. PCMCIA Interface

PCMCIA Card features:

- A. High-speed wireless connection, up to 11 Mbps
- B. IEEE802.11b (DSSS) standard for 2.4 GHz Wireless LAN
- C. Full mobility and seamless cell-to-cell roaming
- D. Automatic scale back at per packet level

PCMCIA Card supports:

- A. Advanced power management
- B. Supports Windows 98SE/2000/Me, NT  
(Supports Windows XP without notice)

## 1.3 Wireless Networking Scenarios

As our IEEE802.11b WLAN PC Card is interoperable and compatible with other IEEE 802.11b compliant products from other manufacturers, it offers you the most freedom to establish your ideal wireless network. After installing the IEEE802.11b WLAN PC Card, you can connect your computer to:

- A. A Peer-to-Peer Workgroup of IEEE802.11b compliant wireless devices.
- B. A LAN (Local Area Network) constructed by Access Point(s) or other IEEE802.11b compliant systems.

Share your Internet access by using just one connection, share printers and other peripheral devices, share data and image files between networked PCs and use other network enabled sharing resources.

### A. Peer-to-Peer Networking:

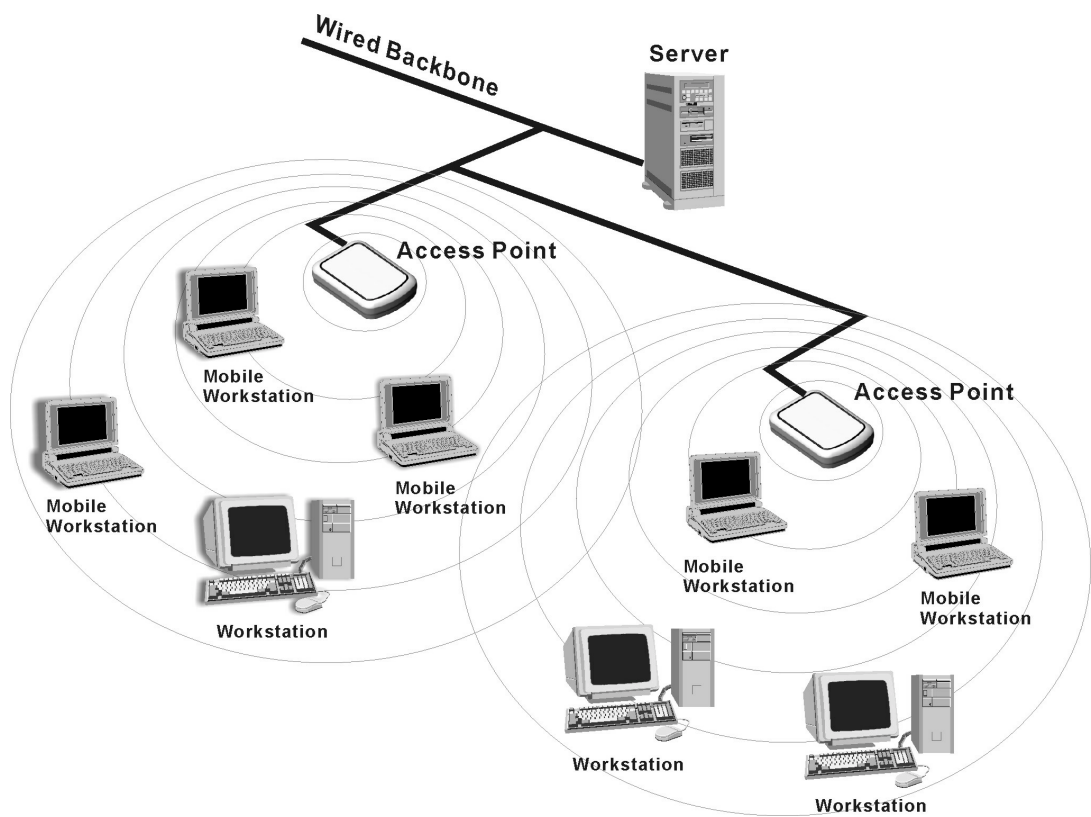
An Ad-Hoc Network can be easily set up with some PCs and our IEEE802.11b WLAN PC Card(s) or our other WLAN devices. This network topology is suitable for trade shows, point of sales, home or small office environment and alike.



## B. Local Area Networking:

With some IEEE802.11b WLAN PC Card(s) and Access Points, it is easy to construct a LAN with access to the Internet for enterprise use.

The IEEE802.11b WLAN card and Access Point will automatically work at the most suitable frequency when the Access Point is set within the proper range of the WLAN card.





## 1.4 Advantages for Using a Wireless Network

The IEEE802.11b WLAN PC Card can wirelessly transmit and receive data, minimizing the need for wired connections, at a speed of up to 11 megabit per second.

It enables LAN users to locate their PC/notebook with access to real-time information anywhere in their organization without wires and cables.

The configuration of the IEEE802.11b WLAN PC Card is easy to switch between peer-to-peer networks and full infrastructure networks. It is, therefore, suitable both to a small number of users in a closed environment and to a broad area with great many users in a large office complex.

The advantages to adapting a wireless network are as follows:

- *No Placement restrictions:* PCMCIA Card provides access to network services without wires; therefore, it gives you more freedom to organize your living and working space.
- *Lower Cost:* In some areas where it is hard or expensive to create a wired network, such as old buildings and classrooms, wireless networking can be your solution.
- *Flexible Workgroups and Lower Cost:* For workspaces that are frequently reconfigured for temporarily use such as demo for exhibitions, wireless networking is easy to set up.
- *Networked Conference Rooms:* Users can access the network as they move from meeting room to meeting room.
- *Ad Hoc Networking:* On site consulting and small workgroups may increase productivity with quick network setup and collaboration software.
- *Branch office Networking:* With an Access Point to bridge between the LAN and Internet, wireless networking provides an easy to install, use and maintain network for a remote or sales office.
- *Campus-Wide Network Mobility:* The roaming capabilities allow enterprise to set up easy to use wireless networks that cover the entire campus transparently.