

## CONNECTING TO A WIRELESS NETWORK FOR INTERNET RADIO

Before you can listen to Internet Radio, you have to select an available wireless network, and possibly enter the password for the wireless network if it is secured.

To connect to a wireless network:

1. From the Home screen select *Internet Radio*.
2. The Stiletto 100 will search for available wireless networks and will either present you with a list of the networks found (Figure 25), or connect automatically to a network you had previously connected to. If no wireless networks are found, the list will be empty.
3. From the list of wireless networks, select the network to which you want to connect. A lock icon next to the name indicates that the network is secured and will require a password.
4. If you choose an unsecured network, the Stiletto 100 will connect to the network. If you choose a network that is secured, you will be prompted to enter the password. (Figure 26) Use the Media Dial to scroll the list of characters and highlight each character. Press the Select button to select the highlighted character and move to the next character. If you make a mistake, use the Back button to erase the character.
5. When the password has been entered, press the Options button and choose *Connect to network* to send the password to the wireless network. If you have entered the correct password, the Stiletto 100 will connect to the network. If you have entered the wrong password, you will be prompted to enter the password again.

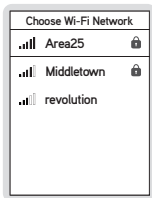


Figure 25




Figure 26

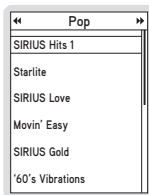


Figure 27

## BROWSING AND NAVIGATING CHANNELS

When Internet Radio is selected, available channels are displayed in groups by genre (also referred to as categories). (Figure 28) SIRIUS Internet Radio channels may be browsed by using ◀◀ Rewind and ▶▶ Fast Forward. Use the ● Media Dial to highlight your choice, and press the ● Select button to select a channel.

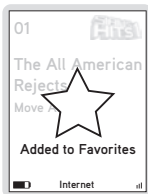
It is not possible to pause Internet Radio, however, you can mute the audio by pressing || Play/Pause. When muted, press ▶▶ Fast-Forward, ◀◀ Rewind, or || Play/Pause to resume listening.



**Figure 28**

## ADDING SONGS AS FAVORITES

When listening to Internet Radio, saving songs or recording programs is not possible. You may save the song title and artist information to your favorites list by pressing **♥ Love**. (Figure 29) The information saved in favorites is available when using the My Sirius Studio software or any other compatible online music service when your Stiletto 100 is connected to a PC computer. This makes it easy for you to find more information about the song or artist, and purchase the music if desired. Refer to the user manual on the My Sirius Studio CD-ROM included with your Stiletto 100 for more details about the favorites feature.



**Figure 29**



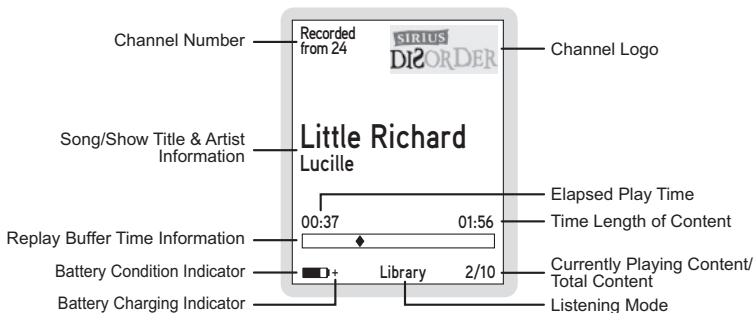
# Library

The Library contains all the music and SIRIUS programming you have saved from live broadcasts along with any content you have downloaded from your PC computer. All the music, sports, talk shows, news broadcasts, and talk entertainment can be browsed and selected for playback from the Library.

To access the Library on your Stiletto 100, from the Home screen use the ● Media Dial to highlight Library and press the ● Select button.

## NOW PLAYING SCREEN INFORMATION

When playing back content from the Library, the Now Playing screen provides information such as the song or show title, content length, and playback position. Figure 30 identifies the information which is displayed when in the Library mode.



**Figure 30**


## BROWSING AND NAVIGATING THE LIBRARY

The music content in the Library may be browsed in several ways, by title, album, artist, and genre. (Figure 31) Scheduled recordings may be browsed by channel, recording date and genre. Use the **Media Dial** to scroll through the lists and press the **Select** button to select a highlighted item. Locate the specific content you'd like to listen to and press **Play/Pause** to begin playback.

While you are listening, the **Options** button will allow you to turn the shuffle mode on or off.

Browsing Options	Description
<b>Sirius Recordings</b>	<ul style="list-style-type: none"> <li>• Search for content you've saved from SIRIUS broadcasts using ♥ Love and scheduled recordings. (Figure 32)</li> <li>• When selected, this option allows you refine your search for SIRIUS recorded content by browsing for Recently Recorded, Channels, Artists, Titles, or Genres.</li> </ul>
<b>Artists</b>	<ul style="list-style-type: none"> <li>• Search for content by a particular artist within all the songs in the library, including those saved by using ♥ Love as well as MP3 and WMA files downloaded from your PC computer. (Figure 33)</li> <li>• When selected, this option displays a list of artists in alphabetical order. Pressing ⏸ Play/Pause will begin playing all the songs of the highlighted artist. Selecting an artist displays all songs by that artist contained in the library. Items recorded from SIRIUS broadcasts have a ♥ heart icon displayed to the right of the title. You can use ⏩ Fast-Forward or ⏪ Rewind to scroll through the artists in the library.</li> </ul>
<b>Albums</b>	<ul style="list-style-type: none"> <li>• Search for content from a particular album within all the MP3 and WMA files downloaded from your PC computer. (Figure 34)</li> <li>• When selected, this option displays a list of albums in alphabetical order. Pressing ⏸ Play/Pause will begin playing the songs in the highlighted album. Selecting an album displays all the songs from that album in the library. You can use ⏩ Fast-Forward or ⏪ Rewind to scroll through the albums in the library.</li> </ul>
<b>Titles</b>	<ul style="list-style-type: none"> <li>• Search for a particular song contained in the library, including those saved by using ♥ Love, and MP3 and WMA files downloaded from your PC computer. (Figure 35)</li> <li>• When selected, this option displays a list of song and show titles in alphabetical order. Items recorded from SIRIUS broadcasts will have a ♥ heart icon displayed to the right of the title.</li> </ul>

Browsing Options	Description
<b>Genres</b>	<ul style="list-style-type: none"> <li>• Search for songs or shows of a particular genre, including those saved by using ♥ Love and scheduled recordings, as well as MP3 and WMA files downloaded from your PC computer. (Figure 36)</li> <li>• When selected, this option displays a list of genres in alphabetical order. Pressing <b>  </b> Play/Pause will begin playing the content in the highlighted genre. Selecting a genre displays all the songs or shows of that genre in the library. Items recorded from SIRIUS broadcasts will have a ♥ heart icon displayed to the right of the title. You can use <b>▶▶</b> Fast-Forward or <b>◀◀</b> Rewind to scroll through the genres in the library.</li> </ul>
<b>Playlists</b>	<ul style="list-style-type: none"> <li>• Select playlists for listening, and songs within a playlist. (Figure 37) There are two kinds of playlists to choose from: <ul style="list-style-type: none"> <li>– Smart playlists are automatically created in the library and are listed in parentheses: (Recently Added) is the most recent 250 titles. (Most Played) and (Least Played) list titles which have been played the most or the least.</li> <li>– User playlists are playlists you create on your PC computer and then transfer to the Stiletto 100.</li> </ul> </li> <li>• Selecting a playlist by pressing <b>  </b> Play/Pause will begin playing the content in the playlist. The order of the songs will depend on the type of playlist, and whether shuffle has been chosen using the <b>☐</b> Options button. You can use <b>▶▶</b> Fast-Forward or <b>◀◀</b> Rewind to scroll through the playlists in the library.</li> </ul>

Library
Shuffle All Songs
Sirius Recordings 
Artists
Albums
Titles
Genres

**Figure 31**

Sirius Recordings
Recently Recorded
Channels
Artists
Titles
Genres
Shuffle All



**Figure 32**

Artists
Ashlee Simpson
Billy Idol
Billy Ocean
Black Eyed Peas
Blackstreet
Del Shannon

**Figure 33**

Albums
Autobiography
Billy Idol
Freedom Of Choice
Monkey Business
Office Space
Synchronicity

**Figure 34**

Titles
Badd
Continuum
Damn It Fe...Gangster
King of Pain 
My Humps
Whip It 

**Figure 35**

Genres
Hip Hop
Jazz & Blues
Pop
Rap
Southern Rap

**Figure 36**

Playlists
(Shuffle All)
(Recently Added)
(Most Played)
(Least Played)

**Figure 37**



## NAVIGATING PLAYBACK

While listening to content in the library, you can pause, fast-forward, or rewind. Pressing **⏸** Play/Pause will pause the content, or begin playing again after a pause. Use **⏩** Fast-Forward and **⏮** Rewind to move through the content: a single press will skip to the end or the beginning of the content, while pressing and holding will move through the content.

A time bar is displayed in which a **◆** diamond icon indicates your current listening position in the content. (Figure 38)



**Figure 38**

## ADDING SONGS AS FAVORITES

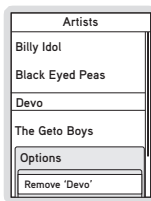
When listening to the library, you may save the song title and artist information to your favorites list by pressing **♥** Love. The information saved in favorites is available when using the My Sirius Studio software or any other compatible online music service when your Stiletto 100 is connected to a PC computer. This makes it easy for you to find more information about the song or artist, and purchase the music if desired. Refer to the user manual on the My Sirius Studio CD-ROM included with your Stiletto 100 for more details about the favorites feature.

## DELETING CONTENT FROM THE LIBRARY

Pressing the **⌵** Options button while listening will allow you to delete the content. (Figure 39) The **⌵** Options button may also be used when browsing the various lists to delete the entire list. For example, when browsing by artist, highlighting an artist name and pressing the **⌵** Options button will prompt you to remove all content by that artist from the library. (Figure 40)



**Figure 39**



**Figure 40**

## SUPPORTED FILE FORMATS FOR DOWNLOADED CONTENT

The Stiletto 100 can store and play MP3 or WMA files from your personal library, and purchased or subscription content from most Windows Media (WMA) based online music sites. For information on how to download music files, see the My Sirius Studio software user guide included on the My Sirius Studio CD-ROM.

### Storage Limits

The Stiletto 100 limits and automatically manages the allocation of memory for specific types of content. The following table shows how memory space is prioritized:

Content Type	Storage Limitation	Notes
Individual songs saved from SIRIUS broadcasts	10 hours	A maximum limit of 10 hours of individual songs may be saved from live broadcasts. Once the 10 hour limit is exceeded, older content is automatically deleted to make space available for recently added songs.

<b>Content Type</b>	<b>Storage Limitation</b>	<b>Notes</b>
Scheduled Recordings & Time Block recordings	100 hours	Scheduled recordings will be kept to the minimum “keep” count with newer recordings replacing older content. (Refer to the <b>Recording</b> section on page 54 for more information.)
Downloaded MP3 & WMA files (purchased and subscription content)	800 MB	Half of the memory available on the Stiletto may be used for the storage of downloaded purchased or subscription content. Once downloaded to the Stiletto, content will remain until it is deleted by you.
Radio Replays	Available Memory	Radio Replays are automatic recordings of favorite SIRIUS channels. (Refer to the <b>Radio Replays</b> section on page 51.) Radio Replays occupy any unused memory and are deleted automatically to make space available for other content.



# Radio Replays

Radio Replays are automatic recordings of your favorite SIRIUS music channels. While listening to any SIRIUS music channel, blocks of programming may be saved for you in unused memory as a virtual channel. This assures that you will always have SIRIUS music to listen to, even when a Satellite Radio or Internet Radio signal is not available.

Radio Replays are continuously refreshed. Once you have listened to the radio replay content, it may be deleted to make room for new content.

To access Radio Replays, from the Home menu use the ● Media Dial to highlight Radio Replays and press the ● Select button.

## NOW PLAYING SCREEN INFORMATION

The Now Playing screen for Radio Replays provides information such as the channel the content was recorded from, song or show being played, mode, song length, and other information. Figure 41 identifies the information which is displayed when in the Radio Replays mode.

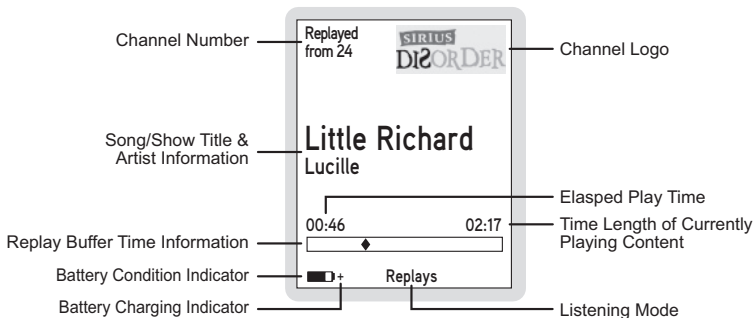
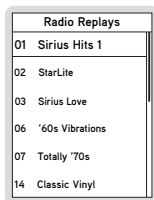


Figure 41

## NAVIGATING RADIO REPLAYS

Radio Replays are listed in numerical order by SIRIUS channel (Figure 42). Use the **Media Dial** to scroll through the list of channels and the press the **Select** button to choose a Radio Replay.



Radio Replays	
01	Sirius Hits 1
02	StarLife
03	Sirius Love
06	'60s Vibrations
07	Totally '70s
14	Classic Vinyl

**Figure 42**

**Play/Pause** will pause and resume playback of the selected Radio Replay. **Fast-Forward** and **Rewind** allow you to move forward and backward through the content. The Stiletto 100 remembers the last point you paused or stopped in the Radio Replay and resumes playback at that point when you begin listening again.

The **Options** button allows you to delete all auto-recordings from a channel.

## ADDING SONGS AS FAVORITES

When listening to Radio Replays, saving songs or recording programs is not possible. You may save the song title and artist information to your favorites list by pressing **Love**. The information saved in favorites is available when using the My Sirius Studio software or any other compatible online music service when your Stiletto 100 is connected to a PC computer. This makes it easy for you to find more information about the song or artist, and purchase the music if desired. Refer to the user manual on the My Sirius Studio CD-ROM included with your Stiletto 100 for more details about the favorites feature.



# Recording

Recording allows you to schedule the Stiletto 100 to record programming at a set date and time. Each recording session may be up to 6 hours in length, and may be set up as a one time or repeating event. In order for a scheduled recording to occur, the Stiletto 100 must have adequate power and be able to receive the SIRIUS signal from the satellites or terrestrial transmitters. If the Stiletto is on or in sleep mode, the Stiletto will automatically tune to the correct channel and begin recording. If no signal is present at the time the recording is scheduled to start, the recording will be skipped.

Completed scheduled recordings can be found in the Library. To access to your scheduled recordings, go to *Library* → *Sirius Recordings*. Scheduled recordings will be listed by the channel and date/time recorded.

To setup or edit a scheduled recording on your Stiletto 100, from the Home screen use the ● Media Dial to highlight *Recording* and press the ● Select button.

## SCHEDULING A RECORDING

To schedule a recording, select *Setup New Recording* from the Recording menu. (Figure 43) The *New Recording* screen allows you to set the parameters of the recording. (Figure 44) Use the **Media Dial** to highlight a parameter and press the **Select** button. Then use the **Media Dial** to scroll the list until the correct selection is highlighted, and press the **Select** button to select it. When complete, select *Done*.

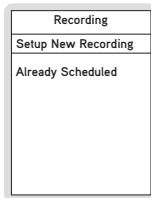


Figure 43

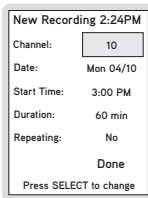


Figure 44

The following table describes each parameter of the scheduled recording.

Parameter	Description	Notes
Channel	Any SIRIUS broadcast channel may be selected	If a channel which has been locked with the parental control feature is selected, the password must be entered before you can listen to the recording
Date	The date of the recording	Dates may be selected from the present date to 4 weeks in the future
Start Time	The time of day the recording will begin	If the date and time chosen has already passed, you will receive a warning when you attempt to save the scheduled recording
Duration	The amount of time to record	Recording times of 5 minutes to 6 hours may be selected



Parameter	Description	Notes
Repeating	The recording can be set to repeat at scheduled intervals	<p><b>No:</b> The recording will take place once at the specified time/date</p> <p><b>Weekly:</b> The recording will take place every seven days at the specified time</p> <p><b>Daily:</b> The recording will take place every day at the specified time</p> <p><b>Mon - Fri:</b> The recording will take place every Monday through Friday at the specified time</p> <p><b>Sat - Sun:</b> The recording will take place every Saturday and Sunday at the specified time</p>
Keep Last	For a repeating recording, you may specify how many previously recorded shows to keep	<p><b>1,2,3,5,10 Shows:</b> Keeps the selected number of previous recordings</p> <p><b>All Shows:</b> Keeps all previous recordings</p>

If there is not enough memory to complete a scheduled recording, a *Not Enough Space* error message will be displayed when you select *Done* to complete your recording setup. You'll need to delete files from your library to free up space before you can save the scheduled recording. If the memory is full when a scheduled recording is set to begin, an error message will be displayed and the recording will not occur.

**Note:** Scheduled recordings on multiple channels cannot happen at the same time. If an attempt is made to create a scheduled recording which will conflict with an existing one, the *Recording Conflict* error message will be displayed and give you the option to either cancel the older conflicting recording or change the settings of the new recording.

## EDITING A SCHEDULED RECORDING

Once you've set up a scheduled recording, you can review and edit the recording settings by choosing *Already Scheduled* from the Recording menu. (Figure 43) Selecting this option will display a list of all recordings already scheduled. (Figure 45) Selecting a scheduled recording from the list will take you to the *Edit Recording* screen and allow you to make changes to the parameters for that recording. (Figure 46)

Already Scheduled		
Weekdays	7:55 AM	12
Every Mon	1:00 PM	35

Figure 45

Edit Recording 7:30AM	
Channel:	12
Date:	Mon 04/24
Start Time:	7:55 AM
Duration:	54 min
Repeating:	Mon - Fri
Keep Last:	All Shows
DONE	
Press SELECT to change	

Figure 46



# Settings

Settings allows you make changes to the global settings of your Stiletto 100 and personalize your experience.


The following table describes each menu item and associated settings. The main Settings menu items are shown in bold text.

<b>Menu Item</b>	<b>Options</b>	<b>Description</b>
<b>Audio &amp; Display</b> ( <i>Settings → Audio &amp; Display →</i> )		
Brightness	5 – 100%	Adjusts the brightness of the display screen A dimmer setting will prolong battery life
Backlight Timer	2, 5, 10, or 30 Seconds	Adjusts how long the backlight of the display screen remains on after no buttons are pressed A shorter setting will prolong battery life

<b>Menu Item</b>	<b>Options</b>	<b>Description</b>
Say Chan Name	On or Off	Chooses whether the channel names are spoken as you browse lists of channels
System Sounds	On or Off	Chooses whether the system sounds, beeps, and other tones are audible
System Volume	0 – 100%	Adjusts the volume of the system sounds and spoken channel names
<b>Channels</b> ( <i>Settings</i> → <i>Channels</i> → )		
Hidden Channels	Choose Channels	Selects (or de-selects) channels to be hidden in channel lists
Hidden Genres	Choose Genres	Selects (or de-selects) genres to be hidden in genre lists
<b>Device</b> ( <i>Settings</i> → <i>Device</i> → )		
Sirius ID	(none)	Displays the SIRIUS ID (SID) number of the Stiletto 100 This is a unique identification number assigned to your Stiletto 100. You'll need this number when you activate your Sirius Satellite Radio service
Antenna Aiming	(none)	Displays the strength of the SIRIUS signal being received from the satellites and terrestrial transmitters

Menu Item	Options	Description
Time Zone	Newfoundland Atlantic Eastern Time Indiana (East) Central Time Mountain Time Arizona Pacific Time	Sets the time zone in which you reside The Stiletto is set to Eastern Daylight Time by default
Memory Usage	(none)	Displays information on how much of the Stiletto 100's memory is being used Selecting this option provides details on how the memory is allocated between all recordings, content downloaded from your PC computer, and content saved using ♥ Love
Device Info	(none)	Displays information about the model number, and software and hardware versions of your Stiletto 100 The MAC address of your Stiletto is also displayed
Service Info	(none)	Displays information that might be required by SIRIUS Customer Service
Legal Info	(none)	Provides legal and copyright information for the Stiletto 100

Menu Item	Options	Description
Reset and Erase	Yes or No	Resets all the settings of the Stiletto 100 to the factory defaults: <ul style="list-style-type: none"> <li>– All presets are erased</li> <li>– Display brightness is set to 80%</li> <li>– Low Light Mode is set to OFF</li> <li>– FM Transmitter is set to ON</li> <li>– Hidden channels are added back</li> <li>– Favorite teams for game alerts are erased</li> <li>– Game Alert is set to OFF</li> <li>– Sports Ticker is set to OFF</li> <li>– Clock is set to Eastern time zone and Daylight Savings ON</li> <li>– Jump is set to none</li> <li>– Speak Channel Name is set to ON</li> <li>– System Sounds are set to ON</li> <li>– All recordings scheduled are erased</li> <li>– Channels locked with Parental Controls are unlocked</li> <li>– Parental Controls password is cleared</li> <li>– All items in the Library are erased</li> </ul> <p><b>Note:</b> If a parental control password has been set, you'll be prompted to enter the password before you can proceed with the reset</p>
<b>Dock</b> (Settings → Dock →)		
FM Transmit	On or Off	Selects whether the FM transmitter is turned on or off when the Stiletto 100 is in a docking station

Menu Item	Options	Description
Traffic/Weather	Choose City	Selects a city for traffic/weather report for the Jump button when the Stiletto 100 is in the vehicle docking station
<b>Parental Controls</b> ( <i>Settings → Parental Controls →</i> )		
Parental Controls	On or Off	Selects whether the parental controls are enabled or disabled If On is selected, you will be prompted to select a 4-digit password
Locked Channels	Choose Channels	Individual channels may be selected (or de-selected) for locking Locked channels will have the  lock icon displayed with the channel name If unlocking channels, you will be prompted to enter the 4-digit password before they can be unlocked
<b>Radio Replays</b> ( <i>Settings → Radio Replays →</i> )		
Radio Replays	On or Off	Selects whether the Stiletto 100 should automatically save content for Radio Replays
<b>Sports</b> ( <i>Settings → Sports →</i> )		
Favorite Teams	Choose Teams	Allows you to select your favorite teams for Game Alerts
Game Alerts	On or Off	Selects whether the Game Alert feature is enabled or disabled
Sports Ticker	On or Off	Selects whether the Sports Ticker feature is enabled or disabled

Menu Item	Options	Description
<b>Wi-Fi (Settings → Wi-Fi →)</b>		
Wi-Fi Status	On or Off	Turns the Wi-Fi access for connecting to a wireless network on or off
Network List	Choose Network	Displays a list of wireless networks to which the Stiletto 100 has previous connected



# My Sirius Studio Software Installation

The My Sirius Studio software included with your Stiletto 100 allows you to connect your Stiletto 100 to your PC computer. The software requires your PC computer to be using the Microsoft Windows XP operating system with Service Pack 2 installed.

**Important:** The My Sirius Studio software must be installed *before* connecting the Stiletto 100 to your PC computer.

The following list provides a few highlights of the capabilities of the software:

- Creating playlists and adding songs to the playlists.
- Streaming SIRIUS music channels over the Internet.
- Checking for updates to the device software and downloading them to the Stiletto 100, and re-installing deleted device software.

During installation you will be given the opportunity to install Yahoo! Music Engine software. The Yahoo! Music Engine software will recognize the Stiletto 100 and enable you to manage playlists and download music files. Yahoo! Music Engine will also allow you to view the song and artist information saved by you as "Favorites". By using the Yahoo! Music Engine software, it may be possible to purchase or download this content.

To install the My Sirius Studio software:

1. Place the My Sirius Studio software CD-ROM into your PC computer's CD-ROM drive to start the software installation.







SiriusStudioSetup

2. If the installation does not begin automatically, double click the *SiriusStudioSetup* icon to begin the installation.
3. Follow the prompts of the software to complete the installation.

When the PC computer has rebooted, the My Sirius Studio software will be ready to use. Please refer to the user guide included on the software CD-ROM for instructions on using the software.

# Troubleshooting

Symptom	Solution
Stiletto 100 does not power on	Check the battery to be sure it is installed correctly. Charge the battery.
Stiletto 100 displays: <i>Acquiring Signal</i>	The Stiletto 100 is searching for a satellite signal. Check for obstacles over or around the satellite antenna. Change your location to eliminate nearby obstacles such as buildings, overhangs, bridges, overpasses, etc.
Audio starts and stops	The satellite signal is weak. Check for obstacles over or around the satellite antenna. Change your location to eliminate nearby obstacles such as buildings, overhangs, bridges, overpasses, etc.
No sound	Check that the ear buds or antenna headphones are plugged in correctly and securely.
The Stiletto 100 will not start up or displays ERROR	The software on the Stiletto 100 has been damaged. Connect the Stiletto 100 to your PC computer using the USB cable, and use the My Sirius Studio software to download new software to the device. Follow the instructions included on the software CD-ROM.
The Stiletto 100 does not respond to the Media Dial and other buttons	The Stiletto is locked. Slide the  Power/Lock switch to the center position. Slide and hold the  Power/Lock switch down for 5 seconds which will turn the Stiletto 100 off. Then slide the  Power/Lock switch down and release it. If none of these solutions works, remove the battery, wait 10 seconds, replace the battery, and slide the  Power/Lock switch down and release it.

# Optional Accessories

The following optional accessories are available for purchase from your SIRIUS retailer to maximize your SIRIUS Stiletto experience.

## Vehicle Kit (Model SLV1)

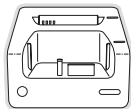
If you plan to use your Stiletto 100 in a vehicle, the Stiletto Vehicle Kit will maximize your safety and provide convenience by positioning the Stiletto for easy viewing and operation. Whether you choose the FM wireless or direct connect option when installing the kit, the rich digital sound of SIRIUS radio will play through your vehicle's stereo system. The dock features preset and direct tune buttons for quickly tuning to your favorite channels, and a jump button for tuning directly to the traffic/weather channel for your area. It is designed for quick and easy self-installation and includes a vent and dash mount for flexible mounting options.



The kit includes a compact docking cradle that rapidly charges your Stiletto's battery, a remote control, dash and vent mounts, cigarette lighter adapter, and a magnetic antenna with 21' of cable. Detailed installation instructions are included with the kit.

## Home Kit (Model SLH1)

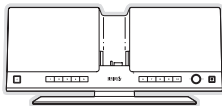
The Stiletto Home Kit is a compact docking cradle that provides everything you need to use the Stiletto in your home or office. The sleek docking cradle provides a convenient way to charge your Stiletto's battery along with an extra slot for charging a spare battery. The included indoor/outdoor antenna provides improved reception, while audio cables enable you to connect the Stiletto to amplified speakers or a home entertainment system.



The kit includes a compact tabletop/desktop docking cradle with FM output for wireless connectivity, a remote control, audio cables, an adjustable indoor/outdoor windowsill antenna with 20' of cable, and an AC Adapter. Detailed installation instructions are included with the kit.

### **Executive Sound System (Model SLEX1)**

The Stiletto Executive Sound System is a portable docking station and audio system for use with the Stiletto radio. With the built-in amplifier and speakers, the system delivers rich, powerful sound indoors or outdoors, and features an auxiliary input for other audio devices. Included with the system is an adjustable indoor/outdoor windowsill antenna with 20' of cable and an AC adapter.



# Specifications

Satellite Frequencies	2322.293/2330.207 MHz
Terrestrial Frequencies	2326.250 MHz
Power Requirements	5 Volts, 2.0A Negative Ground, DC
Operation Temperature	-5° C to +40° C (23° to 104° F)
Audio Interface	1/8" / 3.5 mm Stereo Jack
Headphone Output	20mW @ 16 ohms
Signal-to-noise (S/N)	90dB (MP3)
Radio Dimensions (Height x Width x Depth)	116 mm x 53 mm x 18.25 mm (4.5" x 2.0" x 0.7")
Radio Weight	132 g (4.6 oz.) with Slim Battery
Memory Capacity	2 GB
Wi-Fi Standard	802.11b
Wi-Fi Security	WEP and WPA(2) Personal
Wi-Fi Antenna	Integrated Internal
Internal Antenna Type	Integrated, Low Profile Patch

# Warranty

## **12 Month Warranty**

Sirius Satellite Radio Inc. (the "Company") warrants to the original retail purchaser of this product that should this product or any part thereof, under normal use and conditions, be proven defective in material or workmanship within 12 months from the date of original purchase, such defect(s) will be repaired or replaced with new or reconditioned product (at the Company's option) without charge for parts and repair labor. To obtain repair or replacement within the terms of this Warranty, the product is to be delivered with proof of warranty coverage (e.g. dated bill of sale), specification of defect(s), transportation prepaid, to the location shown below under WARRANTY RETURN.

This Warranty does not extend to the elimination of externally generated static or noise, to correction of antenna problems, to costs incurred for installation, removal or reinstallation of the product, or to damage to tapes, compact discs, speakers, accessories, or vehicle electrical systems.

This Warranty does not apply to any product or part thereof which, in the opinion of the Company, has suffered or been damaged through alteration, improper installation, mishandling, misuse, neglect, accident, or by removal or defacement of the factory serial number/bar code label(s). THE EXTENT OF THE COMPANY'S LIABILITY UNDER THIS WARRANTY IS LIMITED TO THE REPAIR OR REPLACEMENT PROVIDED ABOVE AND, IN NO EVENT, SHALL THE COMPANY'S LIABILITY EXCEED THE PURCHASE PRICE PAID BY PURCHASER FOR THE PRODUCT.

This Warranty is in lieu of all other express warranties or liabilities. ANY IMPLIED WARRANTIES, INCLUDING ANY IMPLIED WARRANTY OF MERCHANTABILITY, SHALL BE LIMITED TO THE DURATION OF THIS WRITTEN WARRANTY. ANY ACTION FOR BREACH OF ANY WARRANTY HEREUNDER INCLUDING ANY IMPLIED WARRANTY OF MERCHANTABILITY MUST BE BROUGHT WITHIN A PERIOD OF 48 MONTHS FROM DATE OF ORIGINAL PURCHASE. IN NO CASE SHALL THE COMPANY BE LIABLE FOR ANY CONSEQUENTIAL OR INCIDENTAL DAMAGES FOR BREACH OF THIS OR ANY OTHER WARRANTY, EXPRESS OR IMPLIED, WHATSOEVER. No person or representative is authorized to assume for the Company any liability other than expressed herein in connection with the sale of this product. Some states do not allow limitations on how long an implied warranty lasts or the exclusion or limitation of incidental or consequential damage so the above limitations or exclusions may not apply to you. This Warranty gives you specific legal rights and you may also have other rights which vary from state to state.

**WARRANTY RETURN:** To obtain repair or replacement within the terms of this Warranty, please return product to an authorized retailer or call Customer Service at 1-800-869-5364; proof of purchase and description of defect are required. Products to be returned to an approved warranty station must be shipped freight prepaid.

# End User License Agreement

## **SIRIUS SATELLITE RADIO INC. END USER LICENSE AGREEMENT (EULA)**

This End User License Agreement (this "EULA") sets forth the agreement between you and Sirius Satellite Radio Inc. ("Sirius") for the use of the software in Stiletto Sirius satellite radio receivers (the "Receiver Software"), the My Sirius Studio computer software (the "Computer Software" and, together with the Receiver Software, the "Software") and their use with Stiletto Series Sirius satellite radio receiver and accessories (the "Receiver") and Sirius' satellite radio service (the "Sirius Service").

In addition, for your use of the Sirius Service, you agree to be bound by the "Terms & Conditions of Service" set forth at: <http://www.sirius.com/serviceterms> (the "Terms and Conditions").

**YOU ACKNOWLEDGE AND AGREE THAT YOU HAVE READ AND UNDERSTAND THIS EULA. BY USING THE RECEIVER AND THE RECEIVER SOFTWARE, CLICKING ON THE "ACCEPT" BUTTON TO INSTALL THE COMPUTER SOFTWARE, AND/OR INSTALLING, COPYING OR OTHERWISE USING THE COMPUTER SOFTWARE, YOU AGREE TO BE BOUND BY THE TERMS OF THIS EULA. IF YOU DO NOT AGREE TO THE TERMS OF THIS EULA, CLICK ON THE "CANCEL" BUTTON IF YOU ARE INSTALLING THE COMPUTER SOFTWARE SO THAT IT IS NOT INSTALLED, AND DO NOT USE THE RECEIVER.**

1. **GRANT OF LICENSE.** Sirius hereby grants to you a non-exclusive, limited, license to use the Software and any related documentation (the "Documentation"). You may: (a) use the Receiver Software in object code form only as fully integrated into the Receiver in order to operate the Receiver for its usual purpose, (b) use the Computer Software simultaneously on up to three computers and (c) copy the Computer Software for back-up and archival purposes; provided that any copy must contain all of the original Software's proprietary notices. Sirius, its partners and suppliers, including without limitation, Microsoft Corporation ("Microsoft"), ZING Systems, Inc. ("ZING"), and their respective partners and suppliers, retain all rights not expressly granted herein, including without limitation, all world-wide patent, copyright, trademark, trade secret and other proprietary rights associated with the Software. You agree that Sirius' partners and suppliers (including Microsoft and ZING) are third party beneficiaries of this EULA and may enforce your performance of its terms. This product is protected by certain intellectual property rights of Microsoft. Use or distribution of such technology outside of this product is prohibited without a license from Microsoft.

2. **LICENSE RESTRICTIONS.** (a) You must be at least 18 years old to assume the obligations set forth in this EULA. Minors may use the Software and the Documentation only if a parent or legal guardian assumes the obligations set forth in this EULA and thereby assumes full responsibility for the minor's use of the Software and the Documentation.

(b) You may not: (i) permit other individuals to use the Computer Software; (ii) modify, translate, reverse engineer, decompile, extract source code from, disassemble (except to the extent that this restriction is expressly prohibited by law), reproduce, or create derivative works based upon the Software or the Documentation; (iii) copy the Software or the Documentation (except as permitted by Section 1(c)); (iv) rent, lease, publicly display, transfer, or otherwise transfer rights to the Software or the Documentation; and/or (v) remove any proprietary notices or labels on the Software or the Documentation. Any violations of this Section 2(b) will immediately terminate your license to the Software and the Documentation.

(c) You may use the Software and the Documentation only in a manner that complies with all applicable laws in the jurisdictions in which you use the Software and the Documentation, including without limitation, applicable restrictions concerning copyright and other intellectual property rights.

(d) You may use the Software only for your private, non-commercial use. You may not use the Software in any way to provide, or as part of, any commercial service or application. Copies of content files, including without limitation songs and other audio recordings, which are stored and/or transferred using the Software, and which are protected by the copyright laws or related laws of any jurisdiction, are for your own personal use only and you may not publicly perform them or distribute them to third parties.

(e) By storing content on the Receiver, you are making a digital copy. You may not use the Receiver or the Software in an attempt to, or in conjunction with, any device, program or service designed to circumvent technological measures employed to control access to, or the rights in, a content file or other work protected by the copyright laws of any jurisdiction.

(f) The Software embodies a serial copying management system required by the laws of the United States. You may not circum-

vent or attempt to circumvent this system by any means.

(g) You shall not export or re-export the Software or the Receiver without the appropriate U.S. or foreign government licenses.

(h) MPEG Layer-3 audio coding technology licensed from Fraunhofer IIS and Thomson. Supply of the Receiver and the Software does not convey a license nor imply any right to distribute content created with this product in revenue-generating broadcast systems (terrestrial, satellite, cable and/or other distribution channels), streaming applications (via Internet, intranets and/or other networks), other content distribution systems (pay-audio or audio-on-demand applications and the like) or on physical media (compact discs, digital versatile discs, semiconductor chips, hard drives, memory cards and the like). An independent license for such use is required. For details, please visit <http://mp3licensing.com>."

**3. COMMUNICATIONS FEATURES; USE OF INFORMATION.** (a) The Software includes functionality that may automatically communicate information to Sirius, its partners and suppliers over the Internet as part of its normal operation. The Software may also contain user-visible features that interact and communicate with internet services operated by Sirius, its partners and suppliers. An initial list of the communications features is listed below. The communications features may be changed by any updates of the Software that you install. By installing and/or using the Software and any related updates, you agree to permit the installation and use of the communications features. You are responsible for any telecommunications or other connectivity charges incurred through use of the Software.

(b) Once you install the Software and/or connect the Receiver (wired or wirelessly), the Software may provide Sirius with information regarding the Receiver, including electronic identification number of the Receiver (the "ESN"). The Software may also provide Sirius with the following non-personally identifying usage information, including, but not limited to: Receiver hardware actions (e.g., keys pressed, reboots, crashes, upgrades, resets), the hardware and software revision numbers on the Receiver, the channels/streams of the Sirius Service that you set/delete as presets/favorites on the Receiver, use of parental controls, battery level, available space on the Receiver, connection method and signal strength. Sirius will not combine this utilization information with any personally identifiable information. Instead, this information will be collected and analyzed to evaluate overall performance of the software and the related products, for quality control and product enhancement purposes and to keep statistics on the aggregated anonymous use of the Software and/or the Sirius Service. Your personally identifiable information will not be collected in any way through this software, nor will you personally identifiable information held by Sirius for other purposes (such as your subscription information) be combined with this utilization data in any way.

**4. DIGITAL RIGHTS MANAGEMENT.** (a) The Software and the Device use the Microsoft digital rights management technology for Windows Media ("WM-DRM") to protect the integrity of Sirius and third party content ("Secure Content") so that the intellectual property, including without limitation, the copyright, in such content is not misappropriated. Portions of the WM DRM software (the "WM-DRM Software") use WM-DRM to transfer or play Secure Content. If the WM-DRM Software's security has been compromised, owners of Secure Content ("Secure Content Owners") may request that Microsoft revoke the WM-DRM Software's right to copy, display, transfer, and/or play Secure Content. Revocation does not alter the WM-DRM Software's ability to play unprotected content. A list of revoked WM-DRM Software is sent to your computer whenever you download a license for Secure Content from the Internet. Microsoft may, in conjunction with such license, also download revocation lists onto your computer on behalf of Secure Content Owners. Secure Content Owners may also require you to upgrade some of the WM-DRM components distributed with the WM-DRM software ("WM-DRM Upgrades") before accessing their content. When you attempt to play such content, WM-DRM Software built by Microsoft may notify you that a WM-DRM Upgrade is required and then ask for your consent before the WM-DRM Upgrade is downloaded. WM-DRM Software used by third parties may do the same. You agree that Microsoft and other third parties may upgrade the WM-DRM Software without notice to you. If you decline an upgrade, you will not be able to access content that requires the WM-DRM Upgrade; provided that, you will still be able to access unprotected content and Secure Content that does not require the upgrade.

(b) You may not take any action to circumvent or defeat the security or content usage rules provided or enforced by the WM-DRM Software. Sirius is not responsible for the operation of the WM-DRM Software in any way, including without limitation, revocation of the WM-DRM Software's right to copy, display, transfer, and/or play Secure Content. Sirius is not responsible for any communications to or from any Secure Content Owner, or for the collection or use of information by any Secure Content Owner.

**5. OWNERSHIP.** All title, ownership, rights, and intellectual property rights in and to the Software and the Documentation shall remain in the property of Sirius and its licensors. The Software includes Microsoft Windows Media Technology. The Software is protected by the copyright laws of the United States and international copyright treaties.

**6. WARRANTIES.** (a) Sirius warrants that for a period of 90 days from the date of your acquisition the Software if operated as directed, will substantially achieve the functionality described in the Documentation and will be free from defects in material and workmanship. This warranty shall immediately terminate if the Software is used on or in conjunction with hardware or software other than the unmodified version of Receiver which the Software was designed to be used as described in the Documentation, any modifications are made to the Software during the warranty period, if the media is subjected to accident abuse or improper



use, and/or the terms of this EULA are breached. Sirius does not warrant that use of the Software will be uninterrupted or that the operation of the Software will be error-free or secure. Depending on manufacturer and model of your Receiver, you may or may not be entitled to upgrades of the Receiver Software. Please check your Receiver owner's manual for further information.

(b) SIRIUS LICENSES THE SOFTWARE TO YOU "AS IS", AND TO THE MAXIMUM EXTENT PERMITTED BY APPLICABLE LAW SIRIUS, ITS PARTNERS AND SUPPLIERS (INCLUDING MICROSOFT AND ZING) HEREBY DISCLAIM ALL OTHER WARRANTIES EITHER EXPRESS OR IMPLIED, INCLUDING WITHOUT LIMITATION IMPLIED WARRANTIES OF MERCHANTABILITY AND FITNESS FOR A PARTICULAR PURPOSE WITH REGARD TO THE SOFTWARE AND THE DOCUMENTATION. THIS LIMITED WARRANTY GIVES YOU SPECIFIC LEGAL RIGHTS; YOU MAY HAVE OTHER RIGHTS THAT VARY FROM STATE/JURISDICTION TO STATE/JURISDICTION.

(c) Sirius' sole liability for a breach of its warranties shall be in Sirius' sole discretion: (i) to replace your defective media, (ii) to advise you how to achieve substantially the same functionality with the Software as described in the Documentation through a procedure different from that set forth in the Documentation and/or (iii) if the above remedies are impracticable, to refund the license fee, if any, you paid for the Software. Repaired, corrected or replaced copies of the Software and the Documentation shall be covered by the same limited warranty for the period remaining under the warranty that covered the original copy of the Software or if longer for 30 days after the date Sirius either provided you with the repaired or replaced copy of the Software or advised you as to how to operate the Software so as to achieve the functionality described in the Documentation, whichever is applicable. Sirius will be obligated to honor its obligations in this Section 6(c) only if you inform Sirius of the problem with the Software during the applicable warranty period and provide evidence of the date you acquired the Software.

7. INDEMNIFICATION. (a) You shall defend, indemnify and harmless Sirius, its officers, directors and employees, from and against any losses, damages, fines and expenses, including without limitation, attorneys' fees and expenses, arising out of or relating to any claims that you have: (i) viewed, downloaded, encoded, compressed, copied or transmitted any in connection with the Software in violation of another party's rights or in violation of any law, or (ii) violated any terms of this EULA and/or the Terms and Conditions.

(b) If you are importing the Software from the United States, you shall defend, indemnify and hold harmless Sirius from and against any import and export duties or other claims arising from such importation.

8. LIMITATION OF LIABILITY. NEITHER SIRIUS, ITS PARTNERS, NOR SUPPLIERS (INCLUDING MICROSOFT AND ZING) IS RESPONSIBLE FOR ANY SPECIAL, INCIDENTAL, OR CONSEQUENTIAL DAMAGES OR LOSSES RELATING TO THE USE AND/OR PURCHASE OF THE SOFTWARE, THE DOCUMENTATION, THE RECEIVER AND/OR THE SIRIUS SERVICE, INCLUDING WITHOUT LIMITATION, COMPUTER FAILURE AND/OR MALFUNCTION, WHETHER BASED ON NEGLIGENCE OR OTHERWISE, AND WHETHER OR NOT SIRIUS OR SUCH SUPPLIER (INCLUDING MICROSOFT AND ZING) HAS BEEN ADVISED OF THE POSSIBILITY THEREOF. SIRIUS TOTAL LIABILITY TO YOU AND ANY OTHER PERSONS USING THE RECEIVER, THE SOFTWARE AND/OR THE DOCUMENTATION, REGARDLESS OF THE CAUSE, WILL IN NO EVENT EXCEED THE AMOUNTS THAT YOU HAVE PAID TO SIRIUS FOR THE RECEIVER, THE SOFTWARE AND THE DOCUMENTATION. THIS ALLOCATION OF RISK AND THE DISCLAIMER OF WARRANTIES IS REFLECTED IN SIRIUS' PRICES AND IS A FUNDAMENTAL ELEMENT OF SIRIUS AGREEMENT TO PROVIDE YOU WITH THE SOFTWARE AND THE DOCUMENTATION. YOU MAY HAVE GREATER RIGHTS THAN DESCRIBED ABOVE UNDER YOUR STATE'S LAWS.

9. TERMINATION. (a) This EULA will automatically terminate without notice if you fail to comply with any of its terms

(b) This EULA may also terminate without notice to you in the event Sirius' or any of its partners or suppliers (including Microsoft and ZING) licenses for technology incorporated into the Software terminates.

(c) You may terminate this EULA at any time by providing Sirius with written notice of termination to: Sirius Satellite Radio Inc., 1221 Avenue of the Americas, 36th Floor, New York, New York 10020, Attention: My Sirius Studio/Stiletto Software Termination.

(d) Upon any termination of this EULA, you shall immediately discontinue use of the Software and shall within three days return to Sirius, or certify destruction of, all full or partial copies of the Software, documentation and related materials provided by Sirius. Your obligation to pay accrued charges and fees shall survive any termination of this License Agreement.

(e) Except for the license granted in paragraph 1, the terms of this EULA shall survive termination under this paragraph 9.

10. RESOLVING DISPUTES. In order to expedite and control the cost of disputes, you agree that any legal equitable claim (a "Claim") relating to the Software, the Documentation and/or this EULA, will be resolved as follows:

(a) Informal Resolution. You and Sirius will first try to resolve any Claim informally. Accordingly, neither you nor Sirius may start a formal proceeding (except for Claims described in Section 10(d)) for at least 60 days after one of us notifies the other of a Claim in writing. To initiate a Claim, you must send notice by U.S. mail to: Sirius Satellite Radio Inc., 1221 Avenue of the Americas, 36th Floor, New York, New York 10020, Attention: General Counsel. If Sirius initiates a Claim, notice will be sent to your address on file with Sirius.

(b) Formal Resolution. Except as provided in Section 10(d), if you and Sirius cannot resolve a Claim informally, any Claim either of

you or Sirius asserts will be resolved only by binding arbitration. The arbitration will be conducted under the Commercial Arbitration Rules of the American Arbitration Association (the "AAA Rules") that are in effect at the time the arbitration is initiated and under the rules set forth in this EULA. If there is a conflict between the AAA Rules and this EULA, this EULA will govern. **ARBITRATION MEANS THAT YOU WAIVE YOUR RIGHT TO A JURY TRIAL.** If you initiate an arbitration, you agree to pay a fee of \$125 or, if less and you notify Sirius in writing, the amount that you would pay to initiate a lawsuit against Sirius in the appropriate court of your state. Sirius agrees to pay any additional fee or deposit required by the American Arbitration Association in excess of your filing fee. Sirius also agrees to pay the costs of the arbitration proceeding up to a maximum of one-half day (four hours) of hearings. Other fees, such as attorney's fees, expenses, travel to the arbitration and the costs of a proceeding that goes beyond one-half day, will be paid in accordance with the AAA Rules. The arbitration will be held at a location within 100 miles of your residence unless you and Sirius both agree to another location. To start the arbitration, you or Sirius must do the following things:

) Write a demand for arbitration. The demand must include a description of the Claim and the amount of damages sought to be recovered;

(ii) Send three copies of the demand for arbitration plus the appropriate filing fee to: American Arbitration Association, 601 Pennsylvania Avenue, N.W., Suite 700, Washington, D.C. 20004; and

(iii) Send one copy of the demand for arbitration by U.S. mail to Sirius Satellite Radio Inc., 1221 Avenue of the Americas, 36th Floor, New York, New York 10020, Attention: General Counsel, or to your address on file with Sirius (if Sirius starts the arbitration).

(c) Binding Effect. In the arbitration proceeding, the arbitrator must follow applicable law, and any award may be challenged if the arbitrator fails to do so. The arbitrators shall not have the power, jurisdiction or authority to waive, amend and/or modify any of the terms or provisions of this EULA. The arbitrators shall enforce this EULA in accordance with its terms and provisions.

Otherwise, the arbitrator's decision is final and binding on all parties and may be enforced in any federal or state court that has jurisdiction. A court may sever any portion of this Section 9 that it finds to be unenforceable.

(d) Exceptions. Notwithstanding the foregoing, any: (i) dispute over the validity of intellectual property rights or Sirius licenses to operate its business; (ii) Claim based on Section 2(a) above; and (iii) dispute involving a violation of the Communications Act of 1934, 47 U.S.C. §605, or the Electronic Communications Privacy Act, 18 U.S.C. §§2510-2521, may be decided only by a court of competent jurisdiction.

11. MISCELLANEOUS. (a) Notice. Notices to you will be deemed given when deposited in the mail or when sent by email. Notices may be included in statements or other communications to you. Sirius may also provide notice to you by telephone, which will be deemed given when a message is left with you, someone answering the telephone at your residence or on an answering machine or voice mail system at your phone number on record with Sirius. Your notices to Sirius will be deemed given when Sirius receives them 1221 Avenue of the Americas, 36th Floor, New York, New York 10020, Attention: General Counsel.

(b) Applicable Law. The interpretation and enforcement of this EULA shall be governed by the internal laws of the State of New York. This EULA is subject to modification if required by such laws. Notwithstanding the foregoing, Section 10 shall be governed by the Federal Arbitration Act. You agree that the United Nations Convention on Contracts for the International Sale of Goods is specifically excluded from application to this EULA.

(c) Assignment. Except as set forth in this paragraph 11(c), you may not assign your rights and/or obligations under this EULA to any third party. If you sell or otherwise transfer the Receiver as a whole, you may transfer the Receiver Software as fully integrated into the Receiver; provided that you also supply this EULA to the purchaser or recipient of the Receiver, at which time all of your rights under this EULA will immediately cease. Sirius may assign its rights and/or obligations under this EULA to any third party without notice for any purpose, including without limitation, in the event of an acquisition, corporate reorganization, merger or sale of substantially all of Sirius' assets to another entity. You hereby consent to such assignment.

(d) No Waiver. No failure or delay on the part of Sirius, its partners or its suppliers (including Microsoft and ZING) in exercising any right, power or privilege hereunder and no course of dealing by Sirius, its partners or its suppliers (including Microsoft and ZING) shall operate as a waiver of any right, power or privilege hereunder.

(e) Other. This EULA constitutes the entire agreement between you and Sirius relating to your use of the Software and the Documentation. No salesperson or other representative is authorized to change it for you. If any provision is declared by a competent authority to be invalid, that provision will be deleted or modified to the extent necessary, and the rest of this EULA will remain enforceable.

12. THIRD PARTY LICENSES. The Software contains software, libraries and other tools provided by third parties, which are subject to the restrictions below.

(a) busybox. Copyright © 2006. Jef Poskanzer. busybox is distributed under the GNU General Public License. A copy of the GNU General Public License may be found at <http://www.gnu.org/copyleft/gpl.html>. Portions of the work were modified by Zing Systems, Inc. 2005-2006. The original and modified source code can be found at [www.sirius.com/opensource](http://www.sirius.com/opensource). THIS

SOFTWARE IS PROVIDED BY THE AUTHOR(S) "AS IS" AND ANY EXPRESS OR IMPLIED WARRANTIES, INCLUDING, BUT NOT LIMITED TO, THE IMPLIED WARRANTIES OF MERCHANTABILITY AND FITNESS FOR A PARTICULAR PURPOSE ARE DISCLAIMED. IN NO EVENT SHALL THE AUTHOR(S) BE LIABLE FOR ANY DIRECT, INDIRECT, INCIDENTAL, SPECIAL, EXEMPLARY, OR CONSEQUENTIAL DAMAGES (INCLUDING, BUT NOT LIMITED TO, PROCUREMENT OF SUBSTITUTE GOODS OR SERVICES; LOSS OF USE, DATA, OR PROFITS; OR BUSINESS INTERRUPTION) HOWEVER CAUSED AND ON ANY THEORY OF LIABILITY, WHETHER IN CONTRACT, STRICT LIABILITY, OR TORT (INCLUDING NEGLIGENCE OR OTHERWISE) ARISING IN ANY WAY OUT OF THE USE OF THIS SOFTWARE, EVEN IF ADVISED OF THE POSSIBILITY OF SUCH DAMAGE.

(b) bzip2. Copyright © 1996-2005 Julian Seward. All rights reserved. Redistribution and use in source and binary forms, with or without modification, are permitted provided that the following conditions are met: Redistributions of source code must retain the above copyright notice, this list of conditions and the following disclaimer. The origin of this software must not be misrepresented; you must not claim that you wrote the original software. If you use this software in a product, an acknowledgment in the product documentation would be appreciated but is not required. Altered source versions must be plainly marked as such, and must not be misrepresented as being the original software. The name of the author may not be used to endorse or promote products derived from this software without specific prior written permission. THIS SOFTWARE IS PROVIDED BY THE AUTHOR "AS IS" AND ANY EXPRESS OR IMPLIED WARRANTIES, INCLUDING, BUT NOT LIMITED TO, THE IMPLIED WARRANTIES OF MERCHANTABILITY AND FITNESS FOR A PARTICULAR PURPOSE ARE DISCLAIMED. IN NO EVENT SHALL THE AUTHOR BE LIABLE FOR ANY DIRECT, INDIRECT, INCIDENTAL, SPECIAL, EXEMPLARY, OR CONSEQUENTIAL DAMAGES (INCLUDING, BUT NOT LIMITED TO, PROCUREMENT OF SUBSTITUTE GOODS OR SERVICES; LOSS OF USE, DATA, OR PROFITS; OR BUSINESS INTERRUPTION) HOWEVER CAUSED AND ON ANY THEORY OF LIABILITY, WHETHER IN CONTRACT, STRICT LIABILITY, OR TORT (INCLUDING NEGLIGENCE OR OTHERWISE) ARISING IN ANY WAY OUT OF THE USE OF THIS SOFTWARE, EVEN IF ADVISED OF THE POSSIBILITY OF SUCH DAMAGE.

(c) Curl. Curl is Copyright (c) 1996 - 2006, Daniel Stenberg, <daniel@haxx.se>. All rights reserved. Permission to use, copy, modify, and distribute this software for any purpose with or without fee is hereby granted, provided that the above copyright notice and this permission notice appear in all copies.

(d) Ezxmi. Ezxmi is Copyright 2004, 2005 Aaron Voisine. Permission is hereby granted, free of charge, to any person obtaining a copy of this software and associated documentation files (the "Software"), to deal in the Software without restriction, including without limitation the rights to use, copy, modify, merge, publish, distribute, sublicense, and/or sell copies of the Software, and to permit persons to whom the Software is furnished to do so, subject to the following conditions: The above copyright notice and this permission notice shall be included in all copies or substantial portions of the Software.

(e) FreeType. Portions of this software are copyright © 2006 The FreeType Project ([www.freetype.org](http://www.freetype.org)). All rights reserved.

(f) gpg. Copyright (c) 1998-2005 Free Software Foundation, Inc. gpg is distributed under the GNU General Public License. A copy of the GNU General Public License may be found at <http://www.gnu.org/copyleft/gpl.html>. The source code can be found at [www.sirius.com/opensslource](http://www.sirius.com/opensslource). THIS SOFTWARE IS PROVIDED BY THE AUTHOR(S) "AS IS" AND ANY EXPRESS OR IMPLIED WARRANTIES, INCLUDING, BUT NOT LIMITED TO, THE IMPLIED WARRANTIES OF MERCHANTABILITY AND FITNESS FOR A PARTICULAR PURPOSE ARE DISCLAIMED. IN NO EVENT SHALL THE AUTHOR(S) BE LIABLE FOR ANY DIRECT, INDIRECT, INCIDENTAL, SPECIAL, EXEMPLARY, OR CONSEQUENTIAL DAMAGES (INCLUDING, BUT NOT LIMITED TO, PROCUREMENT OF SUBSTITUTE GOODS OR SERVICES; LOSS OF USE, DATA, OR PROFITS; OR BUSINESS INTERRUPTION) HOWEVER CAUSED AND ON ANY THEORY OF LIABILITY, WHETHER IN CONTRACT, STRICT LIABILITY, OR TORT (INCLUDING NEGLIGENCE OR OTHERWISE) ARISING IN ANY WAY OUT OF THE USE OF THIS SOFTWARE, EVEN IF ADVISED OF THE POSSIBILITY OF SUCH DAMAGE.

(g) Linux. Linux is distributed under the GNU General Public License. A copy of the GNU General Public License may be found at <http://www.gnu.org/copyleft/gpl.html>. Portions of the work were modified by Zing Systems, Inc. 2005-2006. The original and modified source code can be found at [www.sirius.com/opensslource](http://www.sirius.com/opensslource). THIS SOFTWARE IS PROVIDED BY THE AUTHOR(S) "AS IS" AND ANY EXPRESS OR IMPLIED WARRANTIES, INCLUDING, BUT NOT LIMITED TO, THE IMPLIED WARRANTIES OF MERCHANTABILITY AND FITNESS FOR A PARTICULAR PURPOSE ARE DISCLAIMED. IN NO EVENT SHALL THE AUTHOR(S) BE LIABLE FOR ANY DIRECT, INDIRECT, INCIDENTAL, SPECIAL, EXEMPLARY, OR CONSEQUENTIAL DAMAGES (INCLUDING, BUT NOT LIMITED TO, PROCUREMENT OF SUBSTITUTE GOODS OR SERVICES; LOSS OF USE, DATA, OR PROFITS; OR BUSINESS INTERRUPTION) HOWEVER CAUSED AND ON ANY THEORY OF LIABILITY, WHETHER IN CONTRACT, STRICT LIABILITY, OR TORT (INCLUDING NEGLIGENCE OR OTHERWISE) ARISING IN ANY WAY OUT OF THE USE OF THIS SOFTWARE, EVEN IF ADVISED OF THE POSSIBILITY OF SUCH DAMAGE.

(h) png128, libpng versions 1.2.6, August 15, 2004, through 1.2.8, December 3, 2004, are Copyright (c) 2004 Glenn Randers-Pehrson, and are distributed according to the same disclaimer and license as libpng-1.2.5 with the following individual added to

the list of Contributing Authors: Cosmin Truta. libpng versions 1.0.7, July 1, 2000, through 1.2.5, October 3, 2002, are Copyright (c) 2000-2002 Glenn Randers-Pehrson, and are distributed according to the same disclaimer and license as libpng-1.0.6 with the following individuals added to the list of Contributing Authors: Simon-Pierre Cadieux, Eric S. Raymond, Gilles Vollant. Libpng versions 0.97, January 1998, through 1.0.6, March 20, 2000, are Copyright (c) 1998, 1999, 2000 Glenn Randers-Pehrson, and are distributed according to the same disclaimer and license as libpng-0.96, with the following individuals added to the list of Contributing Authors: Tom Lane, Glenn Randers-Pehrson, Willem van Schaik. libpng versions 0.89, June 1996, through 0.96, May 1997, are Copyright (c) 1996, 1997 Andreas Dilger Distributed according to the same disclaimer and license as libpng-0.88, with the following individuals added to the list of Contributing Authors: John Bowler, Kevin Bracey, Sam Bushell, Magnus Holmgren, Greg Roelofs, Tom Tanner. libpng versions 0.5, May 1995, through 0.88, January 1996, are Copyright (c) 1995, 1996 Guy Eric Schalnat, Group 42, Inc. For the purposes of this copyright and license, "Contributing Authors" is defined as the following set of individuals: Andreas Dilger, Dave Martindale, Guy Eric Schalnat, Paul Schmidt, Tim Wegner. The PNG Reference Library is supplied "AS IS". The Contributing Authors and Group 42, Inc. disclaim all warranties, expressed or implied, including, without limitation, the warranties of merchantability and of fitness for any purpose. The Contributing Authors and Group 42, Inc. assume no liability for direct, indirect, incidental, special, exemplary, or consequential damages, which may result from the use of the PNG Reference Library, even if advised of the possibility of such damage. There is no warranty against interference with your enjoyment of the library or against infringement. There is no warranty that our efforts or the library will fulfill any of your particular purposes or needs. This library is provided with all faults, and the entire risk of satisfactory quality, performance, accuracy, and effort is with the user.

(j) openssl. Copyright (c) 1998-2005 The OpenSSL Project. All rights reserved. Redistribution and use in source and binary forms, with or without modification, are permitted provided that the following conditions are met: 1. Redistributions of source code must retain the above copyright notice, this list of conditions and the following disclaimer. 2. Redistributions in binary form must reproduce the above copyright notice, this list of conditions and the following disclaimer in the documentation and/or other materials provided with the distribution. 3. All advertising materials mentioning features or use of this software must display the following acknowledgment: "This product includes software developed by the OpenSSL Project for use in the OpenSSL Toolkit. (<http://www.openssl.org/>)" 4. The names "OpenSSL Toolkit" and "OpenSSL Project" must not be used to endorse or promote products derived from this software without prior written permission. For written permission, please contact [openssl-core@openssl.org](mailto:openssl-core@openssl.org). 5. Products derived from this software may not be called "OpenSSL" nor may "OpenSSL" appear in their names without prior written permission of the OpenSSL Project. 6. Redistributions of any form whatsoever must retain the following acknowledgment: "This product includes software developed by the OpenSSL Project for use in the OpenSSL Toolkit (<http://www.openssl.org/>)" THIS SOFTWARE IS PROVIDED BY THE OPENSSL PROJECT "AS IS" AND ANY EXPRESSED OR IMPLIED WARRANTIES, INCLUDING, BUT NOT LIMITED TO, THE IMPLIED WARRANTIES OF MERCHANTABILITY AND FITNESS FOR A PARTICULAR PURPOSE ARE DISCLAIMED. IN NO EVENT SHALL THE OPENSSL PROJECT OR ITS CONTRIBUTORS BE LIABLE FOR ANY DIRECT, INDIRECT, INCIDENTAL, SPECIAL, EXEMPLARY, OR CONSEQUENTIAL DAMAGES (INCLUDING, BUT NOT LIMITED TO, PROCUREMENT OF SUBSTITUTE GOODS OR SERVICES; LOSS OF USE, DATA, OR PROFITS; OR BUSINESS INTERRUPTION) HOWEVER CAUSED AND ON ANY THEORY OF LIABILITY, WHETHER IN CONTRACT, STRICT LIABILITY, OR TORT (INCLUDING NEGLIGENCE OR OTHERWISE) ARISING IN ANY WAY OUT OF THE USE OF THIS SOFTWARE, EVEN IF ADVISED OF THE POSSIBILITY OF SUCH DAMAGE.

(j) SSLeay. Copyright (C) 1995-1998 Eric Young ([ey@cryptsoft.com](mailto:ey@cryptsoft.com)). All rights reserved. This package is an SSL implementation written by Eric Young ([ey@cryptsoft.com](mailto:ey@cryptsoft.com)). The implementation was written so as to conform with Netscapes SSL. This library is free for commercial and non-commercial use as long as the following conditions are adhered to. The following conditions apply to all code found in this distribution, be it the RC4, RSA, lhash, DES, etc., code; not just the SSL code. The SSL documentation included with this distribution is covered by the same copyright terms except that the holder is Tim Hudson ([tjh@cryptsoft.com](mailto:tjh@cryptsoft.com)). Copyright remains Eric Young's, and as such any Copyright notices in the code are not to be removed. If this package is used in a product, Eric Young should be given attribution as the author of the parts of the library used. This can be in the form of a textual message at program startup or in documentation (online or textual) provided with the package. Redistribution and use in source and binary forms, with or without modification, are permitted provided that the following conditions are met: 1. Redistributions of source code must retain the copyright notice, this list of conditions and the following disclaimer. 2. Redistributions in binary form must reproduce the above copyright notice, this list of conditions and the following disclaimer in the documentation and/or other materials provided with the distribution. 3. All advertising materials mentioning features or use of this software must display the following acknowledgement: "This product includes cryptographic software written by Eric Young ([ey@cryptsoft.com](mailto:ey@cryptsoft.com))" The word "cryptographic" can be left out if the routines from the library being used are not cryptographic related :-). 4. If you include any Windows specific code (or a derivative thereof) from the apps directory (application code) you must include an acknowledgement: "This product includes software written by Tim Hudson ([tjh@cryptsoft.com](mailto:tjh@cryptsoft.com))" THIS SOFTWARE IS PROVIDED BY ERIC YOUNG "AS IS" AND ANY EXPRESS OR IMPLIED WARRANTIES, INCLUDING, BUT NOT LIMITED TO, THE IMPLIED WARRANTIES OF MERCHANTABILITY AND FITNESS FOR A PARTICULAR PURPOSE ARE DISCLAIMED. IN NO EVENT SHALL THE

AUTHOR OR CONTRIBUTORS BE LIABLE FOR ANY DIRECT, INDIRECT, INCIDENTAL, SPECIAL, EXEMPLARY, OR CONSEQUENTIAL DAMAGES (INCLUDING, BUT NOT LIMITED TO, PROCUREMENT OF SUBSTITUTE GOODS OR SERVICES; LOSS OF USE, DATA, OR PROFITS; OR BUSINESS INTERRUPTION) HOWEVER CAUSED AND ON ANY THEORY OF LIABILITY, WHETHER IN CONTRACT, STRICT LIABILITY, OR TORT (INCLUDING NEGLIGENCE OR OTHERWISE) ARISING IN ANY WAY OUT OF THE USE OF THIS SOFTWARE, EVEN IF ADVISED OF THE POSSIBILITY OF SUCH DAMAGE. The licence and distribution terms for any publicly available version or derivative of this code cannot be changed. I.e. this code cannot simply be copied and put under another distribution license including the GNU Public License.

(k) pnet. Copyright (c) 2001-2005 Southern Storm Software, Pty Ltd. pnet is distributed under the GNU Lesser General Public License. A copy of the GNU Lesser General Public License may be found at <http://www.gnu.org/licenses/lgpl.html>. Portions of the work were modified by Zing Systems, Inc. 2005-2006. The original and modified source code can be found at [www.sirius.com/opensource](http://www.sirius.com/opensource). THIS SOFTWARE IS PROVIDED BY THE AUTHOR(S) "AS IS" AND ANY EXPRESS OR IMPLIED WARRANTIES, INCLUDING, BUT NOT LIMITED TO, THE IMPLIED WARRANTIES OF MERCHANTABILITY AND FITNESS FOR A PARTICULAR PURPOSE ARE DISCLAIMED. IN NO EVENT SHALL THE AUTHOR(S) BE LIABLE FOR ANY DIRECT, INDIRECT, INCIDENTAL, SPECIAL, EXEMPLARY, OR CONSEQUENTIAL DAMAGES (INCLUDING, BUT NOT LIMITED TO, PROCUREMENT OF SUBSTITUTE GOODS OR SERVICES; LOSS OF USE, DATA, OR PROFITS; OR BUSINESS INTERRUPTION) HOWEVER CAUSED AND ON ANY THEORY OF LIABILITY, WHETHER IN CONTRACT, STRICT LIABILITY, OR TORT (INCLUDING NEGLIGENCE OR OTHERWISE) ARISING IN ANY WAY OUT OF THE USE OF THIS SOFTWARE, EVEN IF ADVISED OF THE POSSIBILITY OF SUCH DAMAGE.

(l) resample. Copyright 1994-2002 by Julius O. Smith III. Resample is distributed under the GNU Lesser General Public License. A copy of the GNU Lesser General Public License may be found at <http://www.gnu.org/licenses/lgpl.html>. Portions of the code (SNDLIB) are Copyright 2000 by Bill Schottstaedt. Portions of the work were modified by Zing Systems, Inc. 2005-2006. The original and modified source code can be found at [www.sirius.com/opensource](http://www.sirius.com/opensource). THIS SOFTWARE IS PROVIDED BY THE AUTHOR(S) "AS IS" AND ANY EXPRESS OR IMPLIED WARRANTIES, INCLUDING, BUT NOT LIMITED TO, THE IMPLIED WARRANTIES OF MERCHANTABILITY AND FITNESS FOR A PARTICULAR PURPOSE ARE DISCLAIMED. IN NO EVENT SHALL THE AUTHOR(S) BE LIABLE FOR ANY DIRECT, INDIRECT, INCIDENTAL, SPECIAL, EXEMPLARY, OR CONSEQUENTIAL DAMAGES (INCLUDING, BUT NOT LIMITED TO, PROCUREMENT OF SUBSTITUTE GOODS OR SERVICES; LOSS OF USE, DATA, OR PROFITS; OR BUSINESS INTERRUPTION) HOWEVER CAUSED AND ON ANY THEORY OF LIABILITY, WHETHER IN CONTRACT, STRICT LIABILITY, OR TORT (INCLUDING NEGLIGENCE OR OTHERWISE) ARISING IN ANY WAY OUT OF THE USE OF THIS SOFTWARE, EVEN IF ADVISED OF THE POSSIBILITY OF SUCH DAMAGE.

(m) uClibc. Copyright (C) 2000-2003 Erik Andersen. UClibc is distributed under the GNU General Public License. A copy of the GNU General Public License may be found at <http://www.gnu.org/copyleft/gpl.html>. Portions of the work were modified by Zing Systems, Inc. 2005-2006. The original and modified source code can be found at [www.sirius.com/opensource](http://www.sirius.com/opensource). THIS SOFTWARE IS PROVIDED BY THE AUTHOR(S) "AS IS" AND ANY EXPRESS OR IMPLIED WARRANTIES, INCLUDING, BUT NOT LIMITED TO, THE IMPLIED WARRANTIES OF MERCHANTABILITY AND FITNESS FOR A PARTICULAR PURPOSE ARE DISCLAIMED. IN NO EVENT SHALL THE AUTHOR(S) BE LIABLE FOR ANY DIRECT, INDIRECT, INCIDENTAL, SPECIAL, EXEMPLARY, OR CONSEQUENTIAL DAMAGES (INCLUDING, BUT NOT LIMITED TO, PROCUREMENT OF SUBSTITUTE GOODS OR SERVICES; LOSS OF USE, DATA, OR PROFITS; OR BUSINESS INTERRUPTION) HOWEVER CAUSED AND ON ANY THEORY OF LIABILITY, WHETHER IN CONTRACT, STRICT LIABILITY, OR TORT (INCLUDING NEGLIGENCE OR OTHERWISE) ARISING IN ANY WAY OUT OF THE USE OF THIS SOFTWARE, EVEN IF ADVISED OF THE POSSIBILITY OF SUCH DAMAGE.

(n) wpa\_supplicant. Copyright (c) 2003-2006, Jouni Malinen <[jmalaine@cc.hut.fi](mailto:kmalaine@cc.hut.fi)> and contributors. THIS SOFTWARE IS PROVIDED BY THE COPYRIGHT HOLDERS AND CONTRIBUTORS "AS IS" AND ANY EXPRESS OR IMPLIED WARRANTIES, INCLUDING, BUT NOT LIMITED TO, THE IMPLIED WARRANTIES OF MERCHANTABILITY AND FITNESS FOR A PARTICULAR PURPOSE ARE DISCLAIMED. IN NO EVENT SHALL THE COPYRIGHT OWNER OR CONTRIBUTORS BE LIABLE FOR ANY DIRECT, INDIRECT, INCIDENTAL, SPECIAL, EXEMPLARY, OR CONSEQUENTIAL DAMAGES (INCLUDING, BUT NOT LIMITED TO, PROCUREMENT OF SUBSTITUTE GOODS OR SERVICES; LOSS OF USE, DATA, OR PROFITS; OR BUSINESS INTERRUPTION) HOWEVER CAUSED AND ON ANY THEORY OF LIABILITY, WHETHER IN CONTRACT, STRICT LIABILITY, OR TORT (INCLUDING NEGLIGENCE OR OTHERWISE) ARISING IN ANY WAY OUT OF THE USE OF THIS SOFTWARE, EVEN IF ADVISED OF THE POSSIBILITY OF SUCH DAMAGE.

(o) zlib. Zlib is copyright (C) 1995-2004 Jean-loup Gailly and Mark Adler.

(p) uisp. Copyright (C) 1999-2002 Uros Platise. uisp is distributed under the GNU General Public License. A copy of the GNU General Public License may be found at <http://www.gnu.org/copyleft/gpl.html>. Portions of the work were modified by Zing Systems, Inc. 2005-2006. The original and modified source code can be found at [www.sirius.com/opensource](http://www.sirius.com/opensource). THIS SOFTWARE

IS PROVIDED BY THE AUTHOR(S) "AS IS" AND ANY EXPRESS OR IMPLIED WARRANTIES, INCLUDING, BUT NOT LIMITED TO, THE IMPLIED WARRANTIES OF MERCHANTABILITY AND FITNESS FOR A PARTICULAR PURPOSE ARE DISCLAIMED. IN NO EVENT SHALL THE AUTHOR(S) BE LIABLE FOR ANY DIRECT, INDIRECT, INCIDENTAL, SPECIAL, EXEMPLARY, OR CONSEQUENTIAL DAMAGES (INCLUDING, BUT NOT LIMITED TO, PROCUREMENT OF SUBSTITUTE GOODS OR SERVICES; LOSS OF USE, DATA, OR PROFITS; OR BUSINESS INTERRUPTION) HOWEVER CAUSED AND ON ANY THEORY OF LIABILITY, WHETHER IN CONTRACT, STRICT LIABILITY, OR TORT (INCLUDING NEGLIGENCE OR OTHERWISE) ARISING IN ANY WAY OUT OF THE USE OF THIS SOFTWARE, EVEN IF ADVISED OF THE POSSIBILITY OF SUCH DAMAGE.

(g) YAFFS. Copyright (C) 2002 Aleph One Ltd. . YAFFS is distributed under the GNU Lesser General Public License. A copy of the GNU Lesser General Public License may be found at <http://www.gnu.org/licenses/lgpl.html>. Portions of the work were modified by Zing Systems, Inc. 2005-2006. The original and modified source code can be found at [www.sirius.com/opensource](http://www.sirius.com/opensource). THIS SOFTWARE IS PROVIDED BY THE AUTHOR(S) "AS IS" AND ANY EXPRESS OR IMPLIED WARRANTIES, INCLUDING, BUT NOT LIMITED TO, THE IMPLIED WARRANTIES OF MERCHANTABILITY AND FITNESS FOR A PARTICULAR PURPOSE ARE DISCLAIMED. IN NO EVENT SHALL THE AUTHOR(S) BE LIABLE FOR ANY DIRECT, INDIRECT, INCIDENTAL, SPECIAL, EXEMPLARY, OR CONSEQUENTIAL DAMAGES (INCLUDING, BUT NOT LIMITED TO, PROCUREMENT OF SUBSTITUTE GOODS OR SERVICES; LOSS OF USE, DATA, OR PROFITS; OR BUSINESS INTERRUPTION) HOWEVER CAUSED AND ON ANY THEORY OF LIABILITY, WHETHER IN CONTRACT, STRICT LIABILITY, OR TORT (INCLUDING NEGLIGENCE OR OTHERWISE) ARISING IN ANY WAY OUT OF THE USE OF THIS SOFTWARE, EVEN IF ADVISED OF THE POSSIBILITY OF SUCH DAMAGE.

(f) rload. Copyright (C) 2002 RidgeRun, Inc. rload is distributed under the GNU General Public License. A copy of the GNU General Public License may be found at <http://www.gnu.org/copyleft/gpl.html>. Portions of the work were modified by Zing Systems, Inc. 2005-2006. The original and modified source code can be found at [www.sirius.com/opensource](http://www.sirius.com/opensource). THIS SOFTWARE IS PROVIDED BY THE AUTHOR(S) "AS IS" AND ANY EXPRESS OR IMPLIED WARRANTIES, INCLUDING, BUT NOT LIMITED TO, THE IMPLIED WARRANTIES OF MERCHANTABILITY AND FITNESS FOR A PARTICULAR PURPOSE ARE DISCLAIMED. IN NO EVENT SHALL THE AUTHOR(S) BE LIABLE FOR ANY DIRECT, INDIRECT, INCIDENTAL, SPECIAL, EXEMPLARY, OR CONSEQUENTIAL DAMAGES (INCLUDING, BUT NOT LIMITED TO, PROCUREMENT OF SUBSTITUTE GOODS OR SERVICES; LOSS OF USE, DATA, OR PROFITS; OR BUSINESS INTERRUPTION) HOWEVER CAUSED AND ON ANY THEORY OF LIABILITY, WHETHER IN CONTRACT, STRICT LIABILITY, OR TORT (INCLUDING NEGLIGENCE OR OTHERWISE) ARISING IN ANY WAY OUT OF THE USE OF THIS SOFTWARE, EVEN IF ADVISED OF THE POSSIBILITY OF SUCH DAMAGE.

# Copyrights & Trademarks

## Copyrighted Broadcast Material

Several features of the Stiletto 100 enable you to record and store broadcast content for playback. Broadcast content is subject to copyright laws, and distribution of copyrighted material is prohibited by law without the express permission of the copyright holder. To prevent unlawful distribution of copyrighted material, the Stiletto 100 prevents you from electronically copying stored (recorded) songs or shows to another device.

## Copyrights & Trademarks

© 2006 Sirius Satellite Radio Inc. All Rights Reserved.

® "SIRIUS" and related marks, the SIRIUS dog logo, channel names and logos are registered trademarks of Sirius Satellite Radio Inc. "NFL" and the NFL Shield logo, and the NFL Sunday Drive name and logo are registered trademarks of the National Football League. "NHL" and the NHL Shield are registered trademarks of the National Hockey League. "NBA" and the NBA silhouette logo are registered trademarks of NBA Properties Inc. Microsoft, Windows, and Windows Media are registered trademarks of Microsoft Corporation. T-Mobile is a registered trademark of Deutsche Telekom AG. All other trademarks, service marks, sports team names, album art, and logos are the property of their respective owners. All Rights Reserved.

™ My Sirius Studio and Stiletto Series are trademarks of Sirius Satellite Radio Inc. Yahoo! Music Engine is a trademark of Yahoo! Inc.

MPEG Layer-3 audio coding technology licensed from Fraunhofer IIS and Thomson.

Hardware, subscription, and activation fee required. For full Terms & Conditions, visit <http://sirius.com>. Prices and programming are subject to change. Not available in HI and AK. Equipment and subscription sold separately. Installation required with some equipment.

# SIRIUS ID

Write down the SIRIUS ID (SID) of your Stiletto 100 in the space provided below.

SID: \_\_\_\_\_



# Index

## A

- Activating the Stiletto 100 . . . . . 21
- Antenna
  - Antenna Aiming . . . . . 20, 59
  - Antenna Headphones . . . . . 20
  - Receiving the SIRIUS Signal . . . . . 20
- Audio . . . . . See Sounds and Volume

## B

- Back Button . . . . . 15
  - Use of . . . . . 19
- Battery
  - Average Listening Time . . . . . 9
  - Battery Disposal . . . . . 11
  - Battery Life when Stiletto is Off . . . . . 17
  - Charging . . . . . 11
  - Increasing Time Between Charges . . . . . 9
  - Installation and Removal . . . . . 10
- Brightness, Display . . . . . 58

## Broadcasts

- Fast Forwarding and Rewinding . . . . . 31
- Pausing . . . . . 30
- Playing . . . . . 30
- Browsing and Navigating Channels
  - Internet Radio . . . . . 41
  - Satellite Radio . . . . . 27

## C

- Canadian Compliance . . . . . 4
- Channel Presets . . . . . 28
  - Removing . . . . . 29
  - Saving . . . . . 28

- Tuning . . . . . 28
- Cleaning the Stiletto . . . . . 6
- Computer, Connecting to . . . . . 23
- Copyrighted Broadcast Material . . . . . 78
- Copyrights and Trademarks . . . . . 78
- Customer Service . . . . . 85

## D

- Deleting Content . . . . . 48
- Device Information . . . . . 60
- Display Button . . . . . 15
  - Use of . . . . . 27
- Display Screen
  - Backlight Timer . . . . . 58
  - Brightness . . . . . 58
- Downloading Files *See also My Sirius Studio*
  - Storage Limits . . . . . 49
  - Supported File Formats . . . . . 49

## E

- End User License Agreement . . . . . 70

## F

- Fast Forward Function . . . . . 14
  - Selecting . . . . . 16
- Favorites
  - Library . . . . . 48
  - Radio Replays . . . . . 53
  - Satellite Radio . . . . . 42
- FCC Caution . . . . . 4
- FM Transmitter, Turning On/Off . . . . . 61

<b>G</b>	
Game Alert. . . . .	34
<i>See also</i> Sports	
General Precautions. . . . .	4
<b>H</b>	
Hiding/Showing Channels and Genres. . . . .	37, 59
Home Button. . . . .	15
Use of. . . . .	18, 19
Home Screen. . . . .	18
<b>I</b>	
Internet Radio. . . . .	24, 38
Adding Songs as Favorites. . . . .	42
Browsing and Navigating Channels. . . . .	41
Connecting to a Wireless Network. . . . .	40
<i>See also</i> Wi-Fi	
MAC Address. . . . .	39
Supported Wi-Fi Networks. . . . .	39
MAC Address. . . . .	39, 60
Now Playing Screen. . . . .	39
<b>L</b>	
Legal Information. . . . .	60
Library. . . . .	24, 43
Adding Songs as Favorites. . . . .	48
Browsing and Navigating. . . . .	44, 48
By Albums. . . . .	45
By Artists. . . . .	45
By Genres. . . . .	46
By Playlists. . . . .	46
By Sirius Recordings. . . . .	45
By Titles. . . . .	45
Checking Memory Usage. . . . .	60
Deleting Content. . . . .	48
Now Playing Screen. . . . .	44
Storage Limits. . . . .	49

Supported File Formats. . . . .	49
Locked Crystal Precautions. . . . .	5
Locked Channels. . . . .	36
<i>See also</i> Parental Controls	
Locking/Unlocking. . . . .	62
Lock Switch. . . . .	<i>See</i> Power/Lock Switch
Love Function. . . . .	14, 31
Recording a Block of Time. . . . .	32
Saving a Song or Show. . . . .	31
Selecting. . . . .	16

<b>M</b>	
MAC Address. . . . .	39, 60
Media Dial. . . . .	14
Use of. . . . .	16, 19
Memory	
Checking Usage. . . . .	60
Storage Limits. . . . .	49
My Sirius Studio Software. . . . .	6, 23
Installation. . . . .	64

<b>N</b>	
Navigating	
Channels, Internet Radio. . . . .	41
Channels, Satellite Radio. . . . .	27
Library. . . . .	44, 48
Menus and Lists. . . . .	18
Radio Replays. . . . .	53
Now Playing Screen	
Internet Radio. . . . .	39
Library. . . . .	44
Radio Replays. . . . .	52
Satellite Radio. . . . .	26

<b>O</b>	
Operating Temperature. . . . .	6
Optional Accessories	
Executive Sound System. . . . .	67

Home Kit . . . . .	8, 66
Vehicle Kit . . . . .	8, 66
Options Button . . . . .	15
<b>P</b>	
Package Contents . . . . .	7
Parental Controls . . . . .	36
<i>See also</i> Locked Channels	
Turning On/Off . . . . .	62
Play/Pause Function . . . . .	13
Selecting . . . . .	16
Power/Lock Switch . . . . .	13
Locking the Stiletto . . . . .	17
Powering the Stiletto Off . . . . .	17
Sleep Mode. . . . .	17
Presets, Channel. . . . .	<i>See</i> Channel Presets
<b>R</b>	
Radio Replays . . . . .	24, 51
Adding Songs as Favorites . . . . .	53
Navigating . . . . .	53
Now Playing Screen . . . . .	52
Turning Feature On/Off. . . . .	62
Recording . . . . .	24, 54
Editing . . . . .	57
Scheduling . . . . .	55
Reference Guide	
Buttons, Controls, Connectors . . . . .	12
Reset and Erase . . . . .	61
Rewind Function . . . . .	13
Selecting . . . . .	16
<b>S</b>	
Safety Precautions. . . . .	5
Satellite Radio . . . . .	24, 25
Browsing and Navigating Channels . . . . .	27
Now Playing Screen . . . . .	26
Saving Content	

Recording a Block of Time . . . . .	32
Saving a Song or Show. . . . .	31
Scheduling a Recording . . . . .	55
Scheduled Recording . . . . .	<i>See</i> Recording
Select Button . . . . .	15
Use of. . . . .	16
Service Information . . . . .	60
Settings . . . . .	58
Audio & Display. . . . .	58
Backlight Timer . . . . .	58
Brightness . . . . .	58
Say Chan Name . . . . .	59
System Sounds . . . . .	59
System Volume . . . . .	59
Channels . . . . .	59
Hidden Channels. . . . .	59
Hidden Genres . . . . .	59
Device . . . . .	59
Antenna Aiming . . . . .	59
Device Info . . . . .	60
Legal Info. . . . .	60
Memory Usage. . . . .	60
Reset and Erase . . . . .	61
Service Info . . . . .	60
Sirius ID . . . . .	59
Time Zone . . . . .	60
Dock . . . . .	61
FM Transmit. . . . .	61
Traffic/Weather . . . . .	62
Parental Controls. . . . .	62
Locked Channels. . . . .	62
Parental Controls. . . . .	62
Radio Replays . . . . .	62
Settings Description . . . . .	24, 58
Sports . . . . .	62
Favorite Teams. . . . .	62

Game Alerts . . . . .	62	Troubleshooting . . . . .	65
Sports Ticker . . . . .	62	<b>U</b>	
Wi-Fi . . . . .	63	USB Connection . . . . .	23
Network List . . . . .	63	<b>V</b>	
Wi-Fi Status . . . . .	63	Volume	
Sirius ID . . . . .	59, 79	System Volume . . . . .	59
Sleep Mode . . . . .	17	Volume Control . . . . .	13
Sounds		Volume and Hearing Safety Precautions . . . . .	5
Spoken Channel Names . . . . .	59	<b>W</b>	
System Sounds . . . . .	59	Warning and Safety Information . . . . .	4
Specifications . . . . .	68	Warranty . . . . .	69
Sports		Wi-Fi . . . . . <i>See also</i> Internet Radio	
Game Alert Feature . . . . .	34	Connecting to a Wireless Network . . . . .	40
Adding/Removing Teams . . . . .	62	MAC Address . . . . .	39, 60
Turning On/Off . . . . .	62	Network List . . . . .	63
Game Zone Category . . . . .	35	Supported Networks . . . . .	39
Sports Ticker Feature . . . . .	36	Turning On/Off . . . . .	63
Turning On/Off . . . . .	62	Windows Media Player . . . . .	23
Subscribing to the SIRIUS Service . . . . .	21	Wireless . . . . . <i>See</i> Wi-Fi	
<b>T</b>		<b>Y</b>	
Table of Contents . . . . .	2	Yahoo! Music Engine . . . . .	23, 64
Time Zone, Setting . . . . .	60		
Traffic/Weather, Selecting City . . . . .	62		



**SIRIUS**   
**SATELLITE RADIO**

THE BEST RADIO ON RADIO™

**SIRIUS Customer Service: 1-888-539-7474**

[customercare@sirius-radio.com](mailto:customercare@sirius-radio.com)

**SIRIUS Satellite Radio Inc.**

1221 Avenue of the Americas

New York, NY 10020

1-888-539-7474

<http://www.sirius.com>

**SIRIUS Satellite Radio Inc.**

1221 Avenue of the Americas

New York, NY 10020

(800) 869-5590

<http://sirius.com>

**SIRIUS**   
**SATELLITE RADIO**

THE BEST RADIO ON RADIO™