

Withings Pulse

9454 

Quick Installation Guide

Thank you for choosing the Withings Pulse

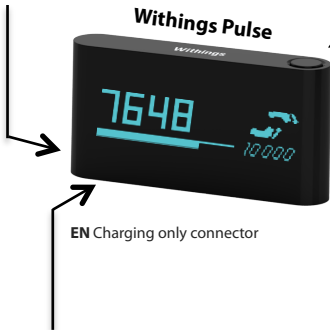
HELP?

BESOIN D'AIDE | BRAUCHEN SIE HILFE | NECESITAS AYUDA | TI SERVE AIUTO

 <http://support.withings.com/pulse>

BOX CONTENT

EN Touch screen



EN Hard button

EN Charging only connector



Belt Clip

FR Clip ceinture



Power Cable

FR Câble d'alimentation



Sleep Wristband

FR Bracelet sommeil

1

Let's set up your Pulse



iPhone,
iPad & iPod touch



Android

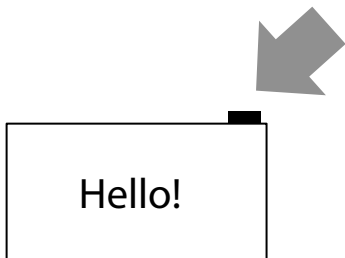


**Installation requires compatible smartphone / tablet.
No installation from computer.**



2

Press the top button for 3 seconds



No « Hello »? Charge your product.



PC/Mac USB port
Smartphone charger

3

Settings / Bluetooth / ON -> Withings Pulse



Settings





4

Install the Withings app from the App Store



App already installed? Update it, then:



5



5

Launch the app and follow the instructions



Additional information

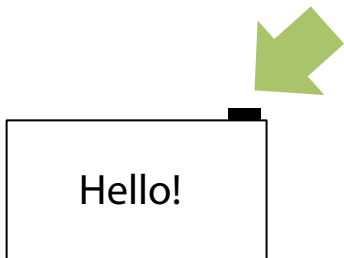


10



6

Press the top button for 3 seconds



No « Hello »? Charge your product.



PC/Mac USB port
Smartphone charger

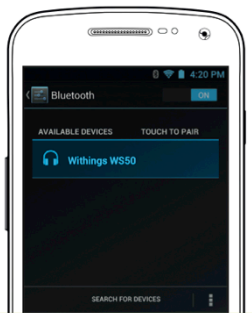
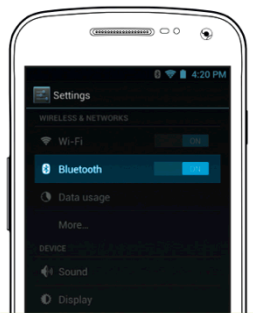


7

Settings / Bluetooth / ON -> Withings Pulse



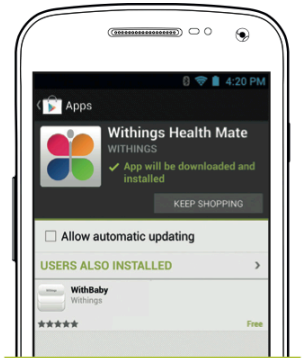
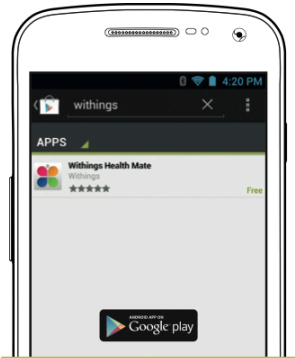
Settings





8

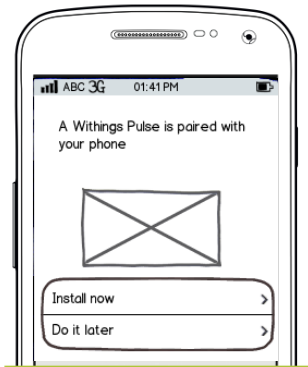
Install the Withings app from the Play Store



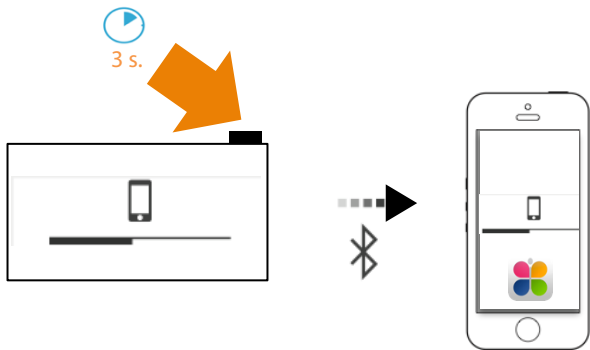


9

Launch the app and follow the instructions



10 How to sync your Pulse?



Picto
synchro

Plug your Pulse to computer to charge it not to synchronize your data.

Safety instructions

Please take care not to expose the Withings Pulse to moisture.

Store the product in a clean, dry place at 0° to 50° C.

Use the product exclusively at temperatures between 10°C and 50°C.

Federal Communications Commission (FCC) Statement

FCC ID: XNAWAM01

This equipment has been tested and found to comply with the limits for a Class B digital device, pursuant to part 15 of the FCC rules. These limits are designed to provide reasonable protection against harmful interference in a residential installation. This equipment generates, uses and can radiate radio frequency energy and, if not installed and used in accordance with the instructions, may cause harmful interference to radio communications. However, there is no guarantee that interference will not occur in a particular installation. If this equipment does cause harmful interference to radio or television reception, which can be determined by turning the equipment off and on, the user is encouraged to try to correct the interference by one or more of the following measures:

- Reorient or relocate the receiving antenna.
- Increase the separation between the equipment and receiver.
- Connect the equipment into an outlet on a circuit different from that to which the receiver is connected.
- Consult the dealer or an experienced radio/TV technician for help.

CAUTION

Any changes or modifications not expressly approved by the party responsible for compliance could void the user's authority to operate the equipment.

This device complies with Part 15 of the FCC Rules. Operation is subject to the following two conditions:

- 1) this device may not cause harmful interference and
- 2) this device must accept any interference received, including interference that may cause undesired operation.

Withings

Withings Pulse QIG | v 0.11 | May 3rd, 2013

© 2013 Withings. All right reserved.

iPad, iPhone and iPod touch are trademarks of Apple inc.

Android is a trademark of Google Inc.