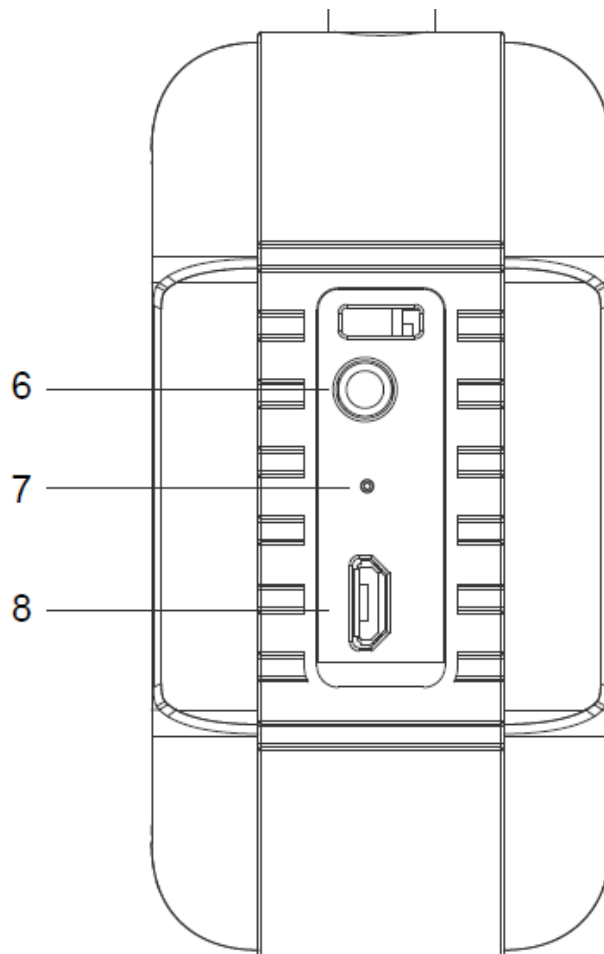
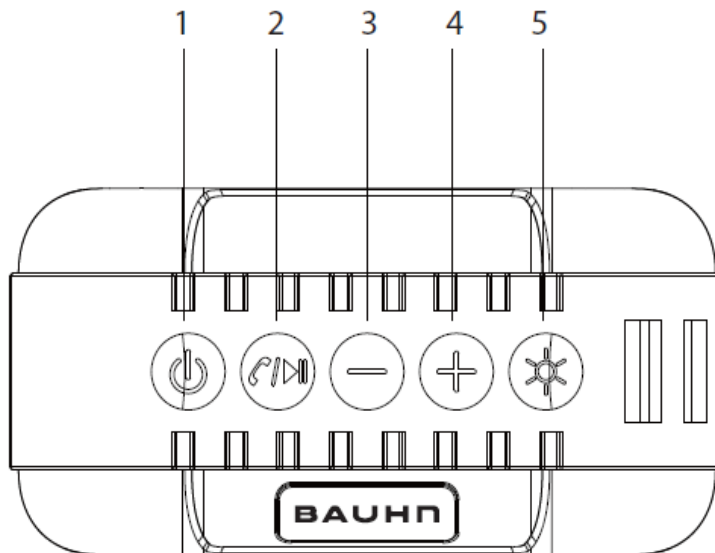


BLUETOOTH LED SPEAKER


DS-1591 Quick Guide


Product View







1. Power On/Off
2. Pause/ Unpair /Hands free
3. Volume Down
4. Volume Up
5. Light Intensity
6. AUX in Slot
7. Bluetooth mode indicator
8. USB charging Jack

Bluetooth Connection SetUp



1. Press the  3S to turn on the speaker. Enable bluetooth on your device and choose from your list.
2. If prompted, Your speaker is connected .and the green light will change from blue to light of seven colors.
3. Your speaker will automatically power off after 10 minutes of unpaired inactivity
4. Once paired ,your speaker will power off if you pause the party for 15 minutes or more.

Note: Press and Hold button  to end the bluetooth connection between the speaker and the devices.

Control Buttons

1. Press the button , You can increase the volume. .
2. Press the button , You can decrease the volume .
3. Press  to play or pause the audio
4. When the speaker is connected , You can press the button  to change the light.

Hands-free Function

1. Press  to answer/end the coming call.
2. Press and hold  to end the coming call

Using AUX input

Requires a 3.5mm audio cable (Included).

1. Connect your audio device to the speaker
2. Speaker switches to Line In mode automatically. The Aux-in mode indicator light turns to light of seven
3. Press the Vol-/+ button or native controls on the connected MP3 player to control volume.

Charging

- 1, Charge 3hours for up 5 hours play time

Specifications

- Model No.: DS-1591
- Speaker size : 87 x87x43mm
- Bluetooth A2DP function
- Rechargeable Li-ion battery included
- Battery capacity: 3.7V 1400mAh
- Battery life: 4Hrs (Volume at 50%)
- Mini USB jack, power by USB cable (USB cable included)
- 3.5mm Aux jack for connection to other MP3, CD, Laptop...
- Output power: 1.5W X 2 (THD=10%)
- Working distance: < 10 M
- Can be paired up to 6 mobile or audio players

FCC Statement:

This device complies with part 15 of the FCC Rules. Operation is subject to the following

two conditions: (1) This device may not cause harmful interference, and (2) this device

must accept any interference received, including interference that may cause undesired operation.

This equipment has been tested and found to comply with the limits for a Class B digital

device, pursuant to part 15 of the FCC Rules. These limits are designed to provide reasonable protection against harmful interference in a residential installation. This equipment generates, uses and can radiate radio frequency energy and, if not installed

and used in accordance with the instructions, may cause harmful interference to radio

communications. However, there is no guarantee that interference will not occur in a particular installation. If this equipment does cause harmful interference to radio or television reception, which can be determined by turning the equipment off and on, the

user is encouraged to try to correct the interference by one or more of the following measures:

- Reorient or relocate the receiving antenna.
- Increase the separation between the equipment and receiver.
- Connect the equipment into an outlet on a circuit different from that to which the receiver is connected.
- Consult the dealer or an experienced radio/TV technician for help.

Caution: Any changes or modifications not expressly approved by the party responsible

for compliance could void the user's authority to operate the equipment.

This equipment complies with FCC radiation exposure limits set forth for an uncontrolled environment.

This transmitter must not be co-located or operating in conjunction with any other antenna or transmitter.