

HMDX™

RAVE™ BLUETOOTH® PORTABLE SPEAKER

Por manual de instrucciones e Información de garantía en español visitenos en www.hmdxaudio.com

CONGRATULATIONS ON YOUR PURCHASE

Thank you for purchasing the HMDX RAVE, Bluetooth Portable Speaker. Although you may want to thank us since this speaker will rock your world!

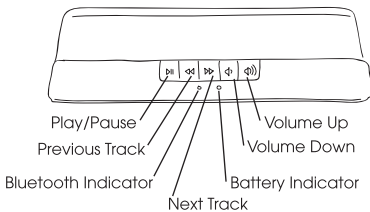
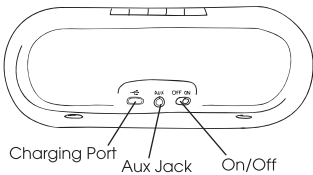
Be sure to check out the entire HMDX product line on our website www.hmdxaudio.com - living life out loud!

Please take a few moments to read through this manual for a quick and easy explanation of the features and operation of your new Rave.

GETTING STARTED

Unpack the unit carefully. Remove all the accessories from the box. Do not remove any labels or stickers on the bottom of the unit or adapter. Before setting up the unit, verify that the following contents are present:

- Rave Bluetooth Speaker x 1
- USB to Micro USB charging cord x 1



INDICATORS

Battery Indicator	Status
Solid Red	Charging
Light Off	Fully Charged (light will only show when unit is plugged in)
Bluetooth Indicator	Status
Quickly Flash Blue	Pairing Mode
Slowly Flash Blue	Paired
RED	Line-In Mode


PLEASE TAKE A MOMENT NOW TO REGISTER YOUR PRODUCT AT www.HMDXaudio.com

Your valuable input will help us create even better products in the future.

CHARGING THE UNIT

Approximately 3 hours is required for a full charge. Unit can be charged by using the USB to Micro USB cord (included) through a computer or AC adapter with USB jack (not included).

NOTE: Battery will last up to 4 hours when connected wirelessly and up to 12 hours when connected through Line-In Audio Jack.



LISTENING TO YOUR DEVICE WIRELESSLY OVER BLUETOOTH®

To listen to your music over Bluetooth® wireless connection, you need to pair your device with the HMDX Rave:

1. Make sure your device has Bluetooth® capability and that it is enabled.
2. Slide the POWER switch to turn on the Rave, Bluetooth® indicator will begin to flash.
3. Follow the instructions of your device to pair the speaker.
4. Pair your device with the speaker by selecting HMDX RAVE from your Bluetooth® listings on your device or selecting YES.
5. Press play on your device and use controls on the speaker to adjust desired volume.
6. Please be sure volume settings on your device are at an appropriate level.
7. When a call is coming, short press PLAY/PAUSE button to answer a call or end the call. If you would like to reject it, long press the PLAY/PAUSE button.

NOTE: Once you have successfully paired your device, you may not need to repeat the above steps. Please ensure the AUX cable is unplugged and your device has been Bluetooth® enabled.

NOTE: When pairing with a computer please consult your computer manufacturer for Bluetooth® pairing instructions and/or the latest Bluetooth® Drivers.

LISTENING TO YOUR DEVICE THROUGH THE LINE IN AUDIO JACK

1. Connect Aux-in cable (not included) to the headphone or line-out jack of an audio device and plug the other end of the cable into the Line-In Audio Jack on the back of the speaker.
2. Slide the POWER SWITCH to turn on the unit.
3. Press PLAY on the device and use controls on the speaker to adjust desired volume.

NOTE: Track forward/reverse and play/pause controls on Rave will not work when using Line In Audio Jack.

MAINTENANCE

To Store:

You may leave the speaker on display, or you can store it in its box in a cool, dry place.

To Clean:

Use only a soft dry cloth to clean the enclosure of the speaker. NEVER use liquids or abrasive cleaner to clean.



FCC DISCLAIMER:

This device complies with Part 15 of the FCC Rules. Operation is subject to the following two conditions: (1) this device may not cause harmful interference, and (2) this device must accept any interference received, including interference that may cause undesired operation.

NOTE: The manufacturer is not responsible for any radio or TV interference caused by unauthorized modifications to this equipment. Such modifications could void the user authority to operate the equipment.

NOTE: This equipment has been tested and found to comply with the limits for a Class B digital device, pursuant to Part 15 of the FCC Rules. These limits are designed to provide reasonable protection against harmful interference in a residential installation. This equipment generates, uses, and can radiate radio frequency energy and, if not installed and used in accordance with the instructions, may cause harmful interference to radio communications. However, there is no guarantee that interference will not occur in a particular installation. If this equipment does cause harmful interference to radio or television reception, which can be determined by turning the equipment off and on, the user is encouraged to try to correct the interference by one or more of the following measures:

- Reorient or relocate the receiving antenna.
- Increase the separation between the equipment and receiver.
- Connect the equipment into an outlet on a circuit different from that to which the receiver is connected.
- Consult the dealer or an experienced radio/TV technician for help.

Changes or modifications not expressly approved by HDMX could void the user's authority to operate the equipment.

IMPORTANT SAFEGUARDS:

When using an electrical product, basic precautions should always be followed, including the following:

READ ALL INSTRUCTIONS BEFORE USING

- Close supervision is necessary when this product is used by, on or near children, invalids or disabled persons.
- **WARNING:** Do not place speakers too close to ears. May cause damage to ear drums, especially in young children.
- Use this product only for its intended use as described in this manual. Do not use attachments not recommended by HMDX.
- Do not place or store this product where it can fall or be dropped into a tub or sink.
- Do not place or drop into water or any other liquid.
- Not for use by children. THIS IS NOT A TOY.
- Turn off product when not in use.
- Never operate this product if it has a damaged cord, plug, cable or housing.
- Keep away from heated surfaces.
- Only set on dry surfaces. Do not place on surface wet from water or cleaning solvents.

SAVE THESE INSTRUCTIONS

CAUTION: Please read all instructions carefully before operating.

- Never leave the product unattended, especially if children are present.
- Never cover the product when it is in operation.
- This unit should not be used by children without adult supervision.
- Always keep the product away from high temperature and fire.

BATTERY PRECAUTIONS

- Use only the size and type of batteries specified.
- When installing batteries, observe proper +/- polarities. Incorrect installation of battery may cause damage to the unit.
- If the unit is not going to be used for a long period of time, remove batteries to prevent damage due to possible battery leakage.
- Do not dispose of batteries in fire. Batteries may explode or leak.

This product contains small parts that may present a choking hazard for young children.

CAUTION: All servicing of this product must be performed by authorized HMDX Service Personnel only

ONE YEAR LIMITED WARRANTY

HMDX sells its products with the intent that they are free of defects in manufacture and workmanship for a period of one year from the date of original purchase, except as noted below. HMDX warrants that its products will be free of defects in material and workmanship under normal use and service. This warranty extends only to consumers and does not extend to Retailers.

To obtain warranty service on your HMDX product, contact a Consumer Relations Representative by telephone at 1-800-753-3000 or email cservice@hmdxaudio.com for assistance. Please make sure to have the model number of the product available. Representatives are available 8:30am-7:00pm EST Monday-Friday.

No COD's will be accepted.

HMDX does not authorize anyone, including, but not limited to, Retailers, the subsequent consumer purchaser of the product from a Retailer or remote purchasers, to obligate HMDX in any way beyond the terms set forth herein. This warranty does not cover damage caused by misuse or abuse; accident; the attachment of any unauthorized accessory; alteration to the product; improper installation; unauthorized repairs or modifications; improper use of electrical/power supply; loss of power; dropped product; malfunction or damage of an operating part from failure to provide manufacturer's recommended maintenance; transportation damage; theft; neglect; vandalism; or environmental conditions; loss of use during the period the product is at a repair facility or otherwise awaiting parts or repair; or any other conditions whatsoever that are beyond the control of HMDX.

This warranty is effective only if the product is purchased and operated in the country in which the product is purchased. A product that requires modifications or adoption to enable it to operate in any other country than the country for which it was designed, manufactured, approved and/or authorized, or repair of products damaged by these modifications is not covered under this warranty.

THE WARRANTY PROVIDED HEREIN SHALL BE THE SOLE AND EXCLUSIVE WARRANTY. THERE SHALL BE NO OTHER WARRANTIES EXPRESS OR IMPLIED INCLUDING ANY IMPLIED WARRANTY OF MERCHANTABILITY OR FITNESS OR ANY OTHER OBLIGATION ON THE PART OF THE COMPANY WITH RESPECT TO PRODUCTS COVERED BY THIS WARRANTY. HMDX SHALL HAVE NO LIABILITY FOR ANY INCIDENTAL, CONSEQUENTIAL OR SPECIAL DAMAGES. IN NO EVENT SHALL THIS WARRANTY REQUIRE MORE THAN THE REPAIR OR REPLACEMENT OF ANY PART OR PARTS WHICH ARE FOUND TO BE DEFECTIVE WITHIN THE EFFECTIVE PERIOD OF THE WARRANTY.

NO REFUNDS WILL BE GIVEN. IF REPLACEMENT PARTS FOR DEFECTIVE MATERIALS ARE NOT AVAILABLE, HMDX RESERVES THE RIGHT TO MAKE PRODUCT SUBSTITUTIONS IN LIEU OF REPAIR OR REPLACEMENT.

This warranty does not extend to the purchase of opened, used, repaired, repackaged and/or resaled products, including but not limited to sale of such products on Internet auction sites and/or sales of such products by surplus or bulk resellers. Any and all warranties or guarantees shall immediately cease and terminate as to any products or parts thereof which are repaired, replaced, altered, or modified, without the prior express and written consent of HMDX.

This warranty provides you with specific legal rights. You may have additional rights which may vary from state to state. Because of individual regulations, some of the above limitations and exclusions may not apply to you. For more information regarding our product line in the USA, please visit:

www.hmdxaudio.com

HMDX is a trademark of HMDX.
©2013 HMDX. All Rights Reserved.
HX-P205A

HMDX Service Center
Email: cservice@hmdxaudio.com
Phone: 1-800-753-3000
(8:30 am-7 pm EST M-F)

