

QUICK START GUIDE
GUIDE DE DÉMARRAGE RAPIDE / GUÍA DE INICIO RÁPIDO

EN For a complete user guide and to register your product, visit us online.
FR Pour consulter un guide complet de l'utilisateur et enregistrer votre appareil, visitez notre site Web.
ES Para la Guía de Uso completa, y para registrar su producto con nosotros, por favor visítenos en nuestro sitio web.

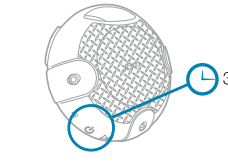
CONTENTS
CONTENU / CONTENIDO

- A - Speaker**
Haut-parleur
Altavoz
- B - Charging cord**
Câble de recharge
Cable de recarga
- C - Legal card**
Carte de renseignements importants
Tarjeta de asuntos legales

CHARGING
CHARGE / RECHARGE DE BATERIAS

EN Charge 3 hours for up to 6 hours of play time. AC adapter not included.
FR Une charge de 3 heures donne jusqu'à 6 heures d'autonomie. Adaptateur c.a. non inclus.
ES Una recarga de 3 horas entrega hasta 6 horas de reproducción. La fuente de poder no está incluida.

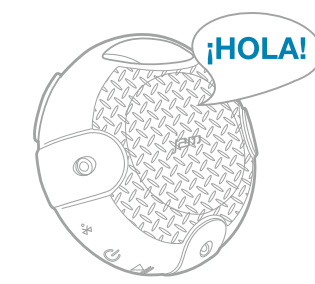
BLUETOOTH® CONNECTION
CONNEXION BLUETOOTH® / CONECCIÓN BLUETOOTH®



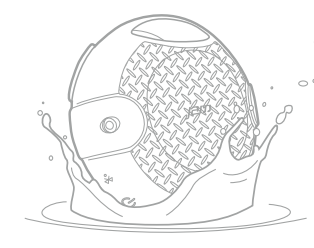
EN Turn on the speaker. Enable Bluetooth on your device and choose JAM Xterior from the list. If prompted, enter code "0000."
FR Allumez le haut-parleur. Activez la fonction Bluetooth de votre appareil et choisissez JAM Xterior dans la liste des signaux détectés. Si l'appareil vous le demande, inscrivez le code « 0000 ».
ES Encienda el altavoz. Habilite la función Bluetooth en su dispositivo y elija JAM Xterior de la lista. Si se requiere, ingrese el código "0000".

VOICE PROMPTS
GUIDE VOCAL / INDICACIONES DE VOZ

EN To choose a different language, press + and - together.
FR Pour choisir une autre langue, appuyer sur + et - en même temps.
ES Para elegir un idioma diferente, pulse + y - al mismo tiempo.



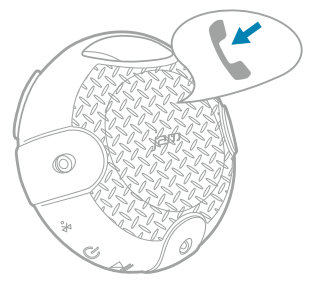
RUGGED CONSTRUCTION
CONSTRUCCIÓN ROBUSTE / CONSTRUCCIÓN ROBUSTA



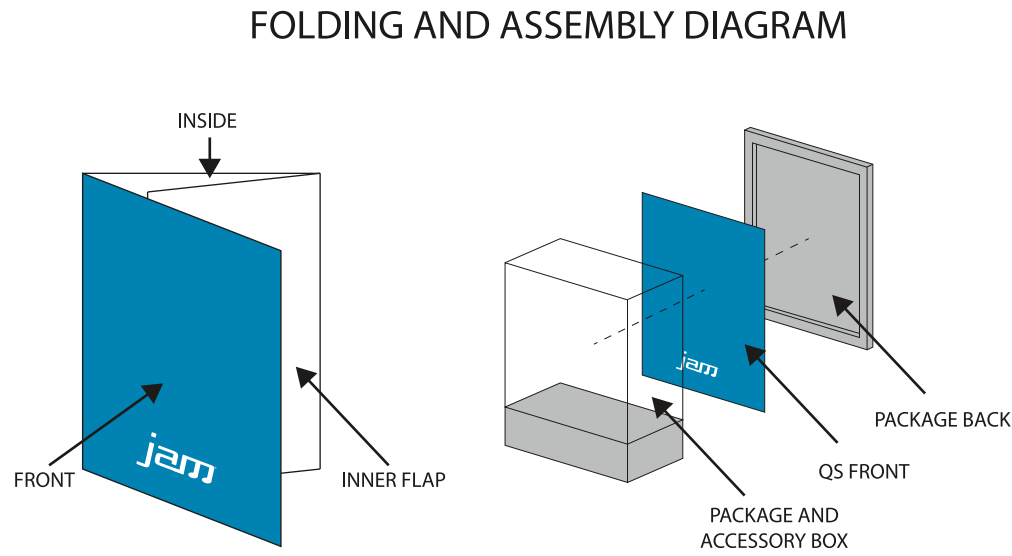
EN The Xterior is dirt proof, drop proof, and submersible up to one meter for 30 minutes. Attach it to a bike mount to listen while you ride.
FR Xterior est à l'épreuve de la saleté, résistant en cas de chute, et submersible jusqu'à un mètre pendant 30 minutes. Fixez-le à un support de vélo pour écouter tout en conduisant.
ES El Xterior es a prueba de suciedad, a prueba de golpes, y sumergible hasta un metro de profundidad. Adjúntelo a un soporte para bicicleta para escuchar mientras anda.z-le pendant que vous roulez.

SPEAKERPHONE
TÉLÉPHONE À HAUT-PARLEUR / ALTAVOZ DEL TELÉFONO

EN Press play/pause to answer and end a call. See the full user guide for complete details.
FR Appuyez sur le bouton lecture/pause pour répondre ou raccrocher. Consultez le guide complet de l'utilisateur pour obtenir de plus amples directives.
ES Presionar el botón reproducir/pausa para recibir y finalizar la llamada. Revise la guía de uso para los detalles de uso completos.



SWATCH: JAM METALLIC BLUE
PMS 10279C METALLIC



CONTROLS
COMMANDES / CONTROLES



- A - Bluetooth light**
Indicateur Bluetooth / Luz de Bluetooth
- B - On/off**
Marche/arrêt
Encendido/apagado
- C - Play/pause**
Lecture/pause
Reproducir/pausa
- D - Volume down / previous track (⊖3s)**
Diminution du volume / piste précédente (⊖3s)
Bajar el volumen / pista anterior (⊖3s)
- E - Volume up / next track (⊕3s)**
Augmentation du volume / piste suivante (⊕3s)
Subir el volumen / pista siguiente (⊕3s)
- F - Battery light**
Indicateur de la batterie
Luz de la batería

Battery light
Indicateur de la batterie / Luz de la batería

- Low battery**
Batterie faibles
Batería baja
- Charging**
Charge
Recargando
- Ready to party**
Prêt pour la fête
Listo para la fiesta

Bluetooth light
Indicateur Bluetooth / Luz de Bluetooth

- Pairing mode**
Mode synchronisation
Modo de vinculación
- Connected**
Connexion établie
Conectado
- Auxiliary mode**
Mode auxiliaire
Modo auxiliar

CONTACT US
CONTACTEZ-NOUS / COMUNICATE CON NOSOTROS

USA
 ✉ cservice@jamaudio.com
 ☎ 1.888.802.0040
 8:30am-7:00pm EST M-F / L-V

CANADA
 ✉ cservice@homedicsgroup.ca
 ☎ 1.888.225.7378
 8:30am-5:00pm EST M-F / L-V

QC-XP480 ©2016 HMDX
All rights reserved / Tous droits réservés / Todos derechos reservados

FCC Statement:

This device complies with part 15 of the FCC Rules. Operation is subject to the following two conditions: (1) This device may not cause harmful interference, and (2) this device must accept any interference received, including interference that may cause undesired operation.

This equipment has been tested and found to comply with the limits for a Class B digital device, pursuant to part 15 of the FCC Rules. These limits are designed to provide reasonable protection against harmful interference in a residential installation. This equipment generates, uses and can radiate radio frequency energy and, if not installed and used in accordance with the instructions, may cause harmful interference to radio communications. However, there is no guarantee that interference will not occur in a particular installation. If this equipment does cause harmful interference to radio or television reception, which can be determined by turning the equipment off and on, the user is encouraged to try to correct the interference by one or more of the following measures:

- Reorient or relocate the receiving antenna.
- Increase the separation between the equipment and receiver.
- Connect the equipment into an outlet on a circuit different from that to which the receiver is connected.
- Consult the dealer or an experienced radio/TV technician for help.

Caution: Any changes or modifications not expressly approved by the party responsible for compliance could void the user's authority to operate the equipment.



PULL / TIRER / HALAR
↓

INNER FLAP

BACK

FRONT