


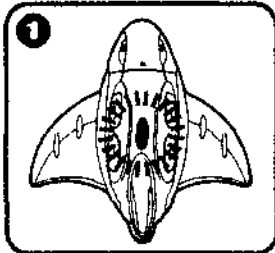
R & D

ITEMS NO 0210

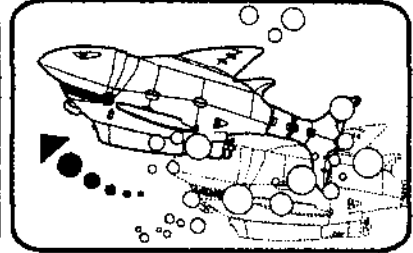
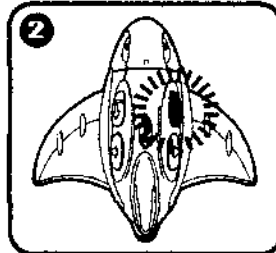
**FULLY DIRECTIONAL REMOTE CONTROL,  
WORKS ON LAND AND UNDERWATER!!!**

**CYBER SHARK OPERATING INSTRUCTIONS**

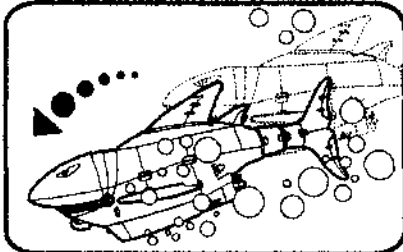
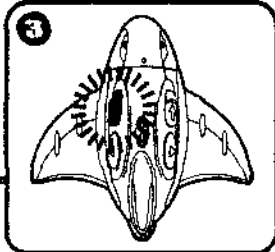
**REMOTE CONTROL OPERATION:**




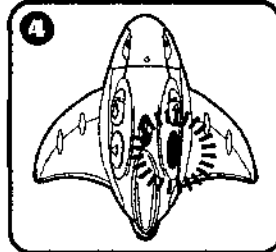
● Press this button to swim forward.



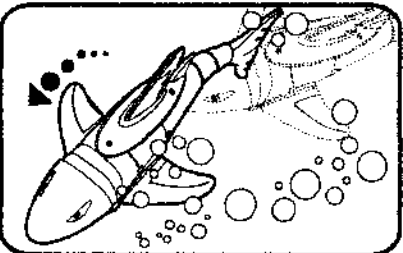
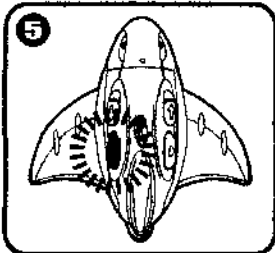
● Press this button to ascend.



● Press this button to dive.



● Press this button to swim in a right direction.



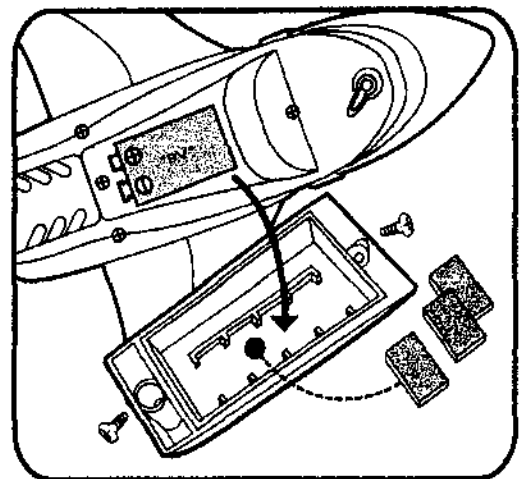
● Press this button to swim in a left direction.

**BALANCING THE CYBER SHARK:**

Because different brands of batteries are not of the same weight, a problem of unequal weight distribution may arise. This could affect how the item balances in the water and therefore impair its performance.

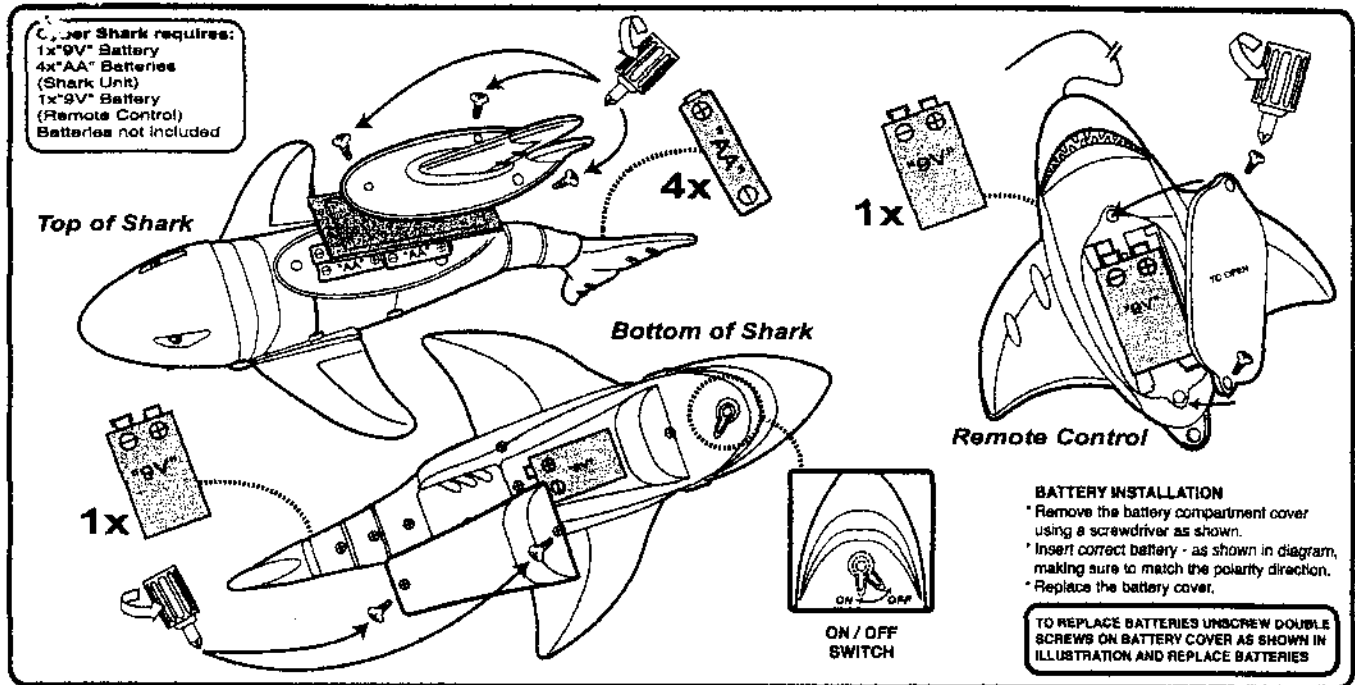
On the inside of the battery compartment lid are several slots into which the user can insert a few small weights (supplied). Weights can be inserted or removed as required until the shark is balanced LEVEL in the water.

The shark is best balanced when the water level covers the shark's body, leaving only the top fin visible above the water surface. To improve diving performance, simply add a few weights.



# BATTERY & ON/OFF SWITCH DIAGRAM:

# R & D



**CAUTION :** After each use of the Cyber Shark remove all batteries from the product, and drain any water that has accumulated inside. Moisture allowed to remain inside the product will damage the electronic components and batteries. Store the product with the battery compartment door open to allow the compartment to dry completely.

### CAUTION!!!

Children playing with this toy should be supervised by an ADULT, as with any products designed to be used in or around water. To prevent unstable operation your cyber shark should not be operated in water depths that exceed 3.5 feet.

### ATTENTION !!! IMPORTANT BATTERY INFORMATION

- Use only fresh batteries of the required size and recommended type. Do not mix old and new batteries, different types of batteries (standard alkaline, or rechargeable), or rechargeable batteries of different capacities. We suggest the use of alkaline batteries for best results.
- Please respect the correct polarity ⊕ and ⊖
- Do not try to recharge batteries, nor to open them
- Do not throw batteries into the fire
- Remove rechargeable batteries from the toy before being charged
- Rechargeable batteries are only to be charged under adult supervision
- Use only the battery types as recommended
- Replace all batteries of same type/brand at the same time
- Do not short-circuit the battery contacts
- Remove exhausted batteries from the toy

This device complies with Part 15 of the FCC Rules. Operation is subject to the following two conditions:

- (1) This device may not cause harmful interference, and
- (2) This device must accept any interference received, including interference that may cause undesired operation.

Warning: Changes or modifications to this unit not expressly approved by the party responsible for compliance could void the user's authority to operate the equipment.

NOTE: This equipment has been tested and found to comply with the limits for a Class B digital device, pursuant to Part 15 of the FCC Rules. These limits are designed to provide reasonable protection against harmful interference in a residential installation. This equipment generates, uses and can radiate radio frequency energy and, if not installed and used in accordance with the instructions, may cause harmful interference to radio communications.

However, there is no guarantee that interference will not occur in a particular installation. If this equipment does cause harmful interference to radio or television reception, which can be determined by turning the equipment off and on, the user is encouraged to try to correct the interference by one or more of the following measures: Reorient or relocate the receiving antenna. Increase the separation between the equipment and receiver. Connect the equipment into an outlet on a circuit different from that to which the receiver is needed. Consult the dealer or an experienced radio/TV technician for help.

**THIS PRODUCT IS DESIGNED FOR POOLS AND PONDS  
DO NOT USE THE CYBER SHARK IN SALT WATER.**

### WARNING:

Changes or modifications to this unit not expressly approved by the party responsible for compliance could void the user's authority to operate the equipment.

Manufactured and Distributed by:  
©2001 WowWee  
All rights reserved.  
WowWee, Unit 301C,  
92 Granville Rd. T.S.T East, Kowloon, H.K.  
website: <http://www.wowwee.com>  
MADE IN CHINA

