

TOTALLY EXTREME ROCK CLIMBER


TOTALLY EXTREME ROCK CLIMBER OPERATING INSTRUCTIONS

2 5 7 2 2

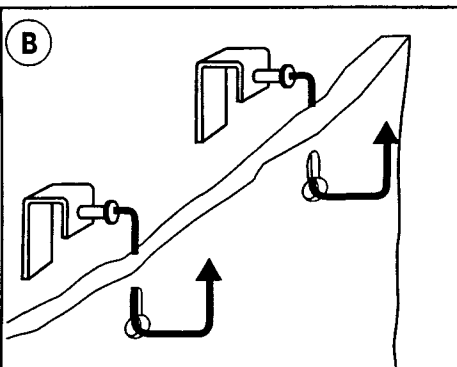
Contents :

1. Hand held remote controller.
2. Ceiling Hook.
3. Rock Climber action figure.
4. Belay Rope.
5. Climbing Wall x 5.
6. Door Hook x 2.

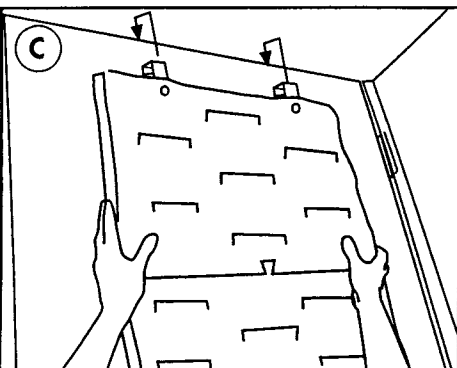
Assembling the climbing wall



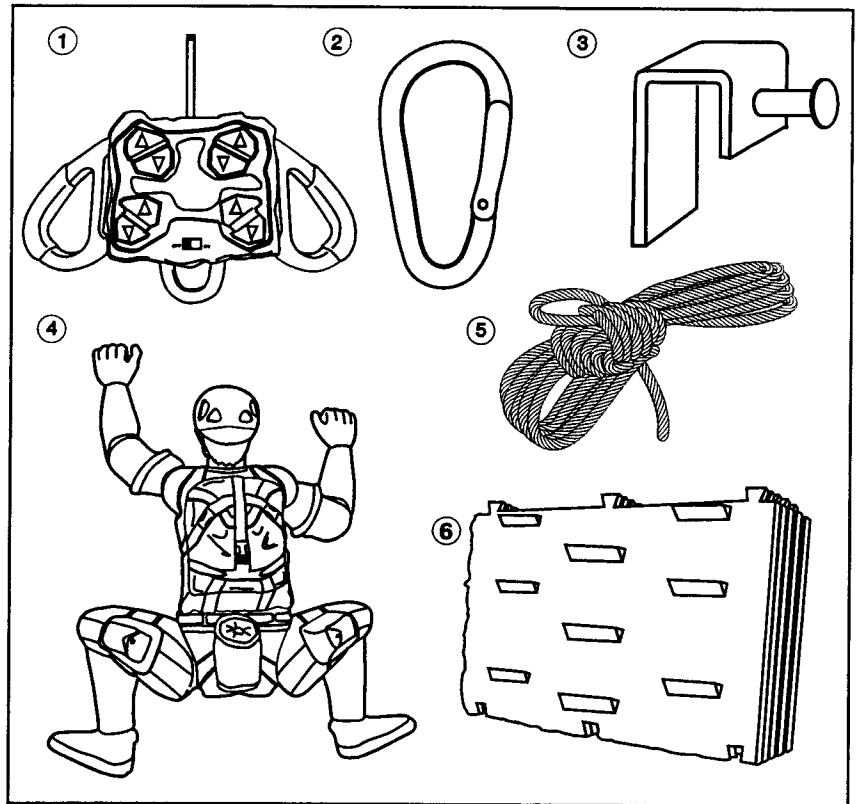
A. Clip the five sections of wall together as shown in the diagram.



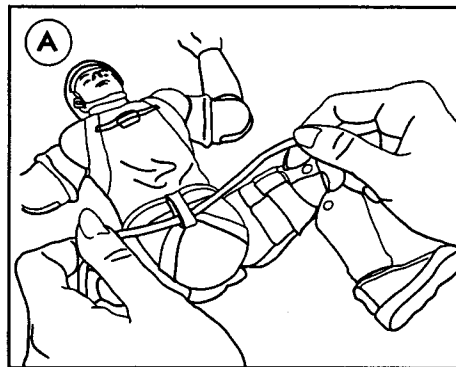
B. Attach the door hooks to the top of the climbing wall.



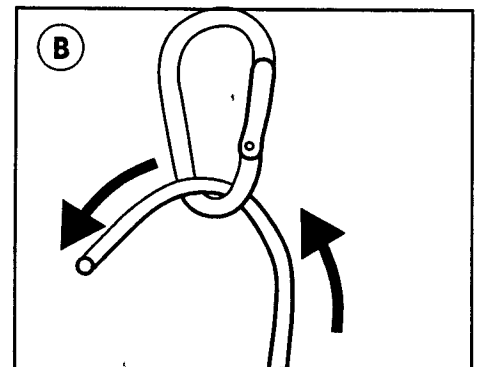
C. Carefully attach the climbing wall to the door, using the hooks to clip over the top of the door frame.



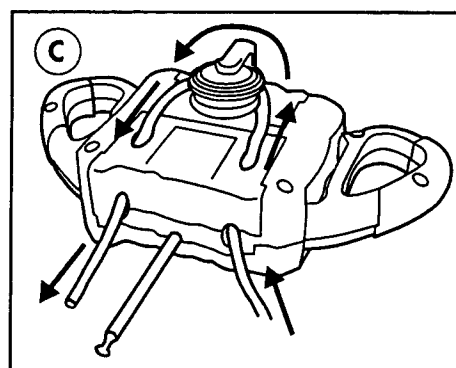
Threading the belay rope:




A. Carefully thread the belay rope through the climber's belt hook.



B. Thread the belay rope through the hook on the ceiling.



C. Thread the belay rope through the left hole on the controller around the belay device and back through the right hole.



D. Everything is set up, you should now be ready to play.