



Manufactured and distributed by
© 2014 WowWee Group Limited.
All Rights Reserved.

WowWee Group Limited.

Energy Plaza, 301A-C, 92 Granville Road
T.S.T. East, Hong Kong

WowWee Canada Inc.

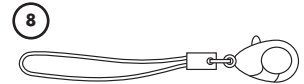
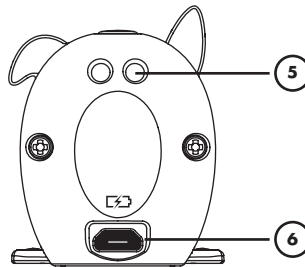
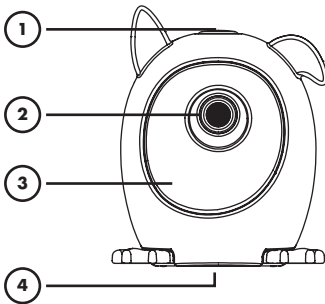
3700 Saint-Patrick Street, Unit 206, Montreal
QC H4E 1A2, Canada

Customer Service:

www.wowweezone.com

INSTRUCTION MANUAL

Contents: 1 x SnapPets™; 1 x USB Cable; 1 x Lanyard; 1 x Instruction Manual



1. Shutter Button
5. Lanyard Loop

2. Camera Lens
6. Micro USB Port (Charging)


3. Selfie Mirror
7. USB Cable

4. Reset Pin
8. Lanyard

SHUTTER BUTTON LED STATUS

STATUS	LED	ACTION
Power ON	Flashing RED and BLUE	Out-of-the-box: Hold SHUTTER BUTTON for 3secs Press SHUTTER BUTTON once
Power OFF	Flash RED 2 times then off	
Take Photo [Non-App Mode]	BLUE for 2secs, then Flash BLUE for 2secs	Hold SHUTTER BUTTON for 5secs Press SHUTTER BUTTON once
Memory Full	RED for 3secs	After SHUTTER BUTTON pressed
Low Battery	Slow Flashing RED for 3secs	After SHUTTER BUTTON pressed
Reset	Flashing RED and BLUE	After RESET PIN pressed

Charging:



Battery Information:
1 x 3.7V/130mAh LiPo Battery
(Included).

Troubleshooting:

- Q. My SnapPets™ won't show in the App.
- A. (1) Ensure the SnapPets™ is charged.
(2) Close the App.
(3) Turn Bluetooth Off/On on your device and/or restart.
- Q. My SnapPets™ disconnects often and/or is slower than usual.
- A. Ensure no other Bluetooth devices (including audio) are connected. Repeat steps 1-3 above.
- Q. The App says it is incompatible with my device.
- A. SnapPets™ only works with Bluetooth Smart-Ready™ devices running compatible operating systems.

Downloading the App:



For iPhone and iPod touch:
Go to the App Store™ and search for SnapPets. Alternatively, open a browser and use the following link: appstore.com/SnapPets. Then, click download.

For Android:
Go to the Google Play Store or Amazon Appstore and search for SnapPets App. Then, click download.

App Compatibility

SnapPets™ works with iPhone® 4s and above, iPod touch® 5G, iPad® 3, iPad® 4, iPad® Mini, iPad Air®, or select Android™ Bluetooth Smart-Ready™ devices. Apple™ devices must be running iOS 8 or above. Android™ devices must be running Android™ 4.4 or above.



- Do not put any foreign objects in the USB port.
- Charge the battery in an isolated area and keep away from flammable material.
- Do not expose product to direct sunlight as it may result in a risk of battery exploding, overheating, or igniting.
- Do not disassemble, modify, short circuit or heat the battery.
- Do not place it in fire or leave in a hot place.
- Only charge the battery with the specified USB cable.
- In the unlikely event of leakage or explosion, use sand or a chemical fire extinguisher to extinguish.
- LiPo Battery must be recycled or disposed of properly.
- The Micro USB cable is tailor-made for the LiPo rechargeable battery used in your SnapPets™. Do not use it to charge any item other than the SnapPets™.

Manufactured and distributed by © 2014 WowWee Group Limited. Product names, designations, and logos are trademarks or registered trademarks of WowWee Group Limited. All rights reserved.

Customer Service Website: www.wowweezone.com

We recommend that you retain our address for future reference.

Product and colors may vary.

Packaging printed in China.

Warning! This product is not suitable for children under 3 years because of small parts - choking hazard.

Apple, the Apple logo, iPhone, iPad, and iPod touch are trademarks of Apple Inc. Registered in the U.S. and other countries. App Store is a service mark of Apple Inc.

Android and Google Play are trademarks of Google Inc.

MADE IN CHINA.

CAUTION

Changes or modifications not expressly approved by the party responsible for compliance could void the user's authority to operate the equipment.

NOTE

This equipment has been tested and found to comply with the limits for a class B digital device, pursuant to part 15 of the FCC rules. These limits are designed to provide reasonable protection against harmful interference in a residential installation. This equipment generates, uses and can radiate radio frequency energy and, if not installed and used in accordance with the instructions, may cause harmful interference to radio communications.

However, there is no guarantee that interference will not occur in a particular installation. If this equipment does cause harmful interference to radio or television reception, which can be determined by turning the equipment off and on, the user is encouraged to try and correct the interference by one or more of the following measures:

- Reorient or relocate the receiving antenna
- Increase the separation between the equipment and receiver
- Connect the equipment into an outlet on a circuit different from that to which the receiver is connected
- Consult the dealer or experienced radio/TV technician for help

This Device complies with Part 15 of the FCC Rules. Operation is subject to the following two conditions:

- (1) This device may not cause harmful interference, and
- (2) This device must accept any interference received, including interference that may cause undesired operation.

This device complies with Industry Canada Licence-exempt RSS-210. Operation is subject to the following two conditions:

- (1) This device may not cause interference, and
- (2) This device must accept any interference, including interference that may cause undesired operation of the device.

CAN ICES-3(B)/NMB-3(B)

For these purposes, the party responsible is:

WowWee USA Inc.

875 Prospect Street
Suite 204A
La Jolla, CA 92037

1-800-310-3033

1400US01TOP_IJL

WARNING! This equipment may experience difficulty and/or memory loss when subjected to any electrostatic discharge, radio frequency interference, or sudden power surge/interruption. The user is encouraged to reset the equipment should any of these occur.

