


PLAY-DOH Littlest Car Shop Instruction Building Your Play-Doh® Car

CAR BODY MOLDS:

1. Fill the large car body mold with compound. Impress with the smaller car mold and remove any excess compound.




2. Then lift out the small car mold with molded compound attached to reveal your Play-doh car creation. Keep molded compound fixed to small car mold during play.



BODY PARTS PLATE MOLDS:

1. Fill plate molds with flattened compound and press shut. Remove any spare compound and open.



2. Then lift out the small car mold with molded compound attached to reveal your Play-doh car creation. Keep molded compound fixed to small car mold during play.



ASSEMBLE BODY PARTS AND CAR:

1. Match body parts with their imprinted outline on the car.



2. Lightly press body parts onto car.



3. Place completed car creation on chassis.



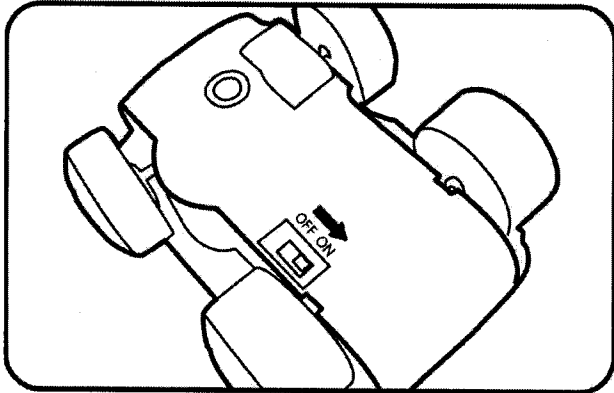
Helpful Tip for Car Body:

If it is difficult to remove the small car body mold with the compound attached at the same time, then first take out the small car body mold. Then extrude the molded compound with the trimmer knife and place on the small car mold.

DRIVE YOUR PLAY-DOH® CAR:

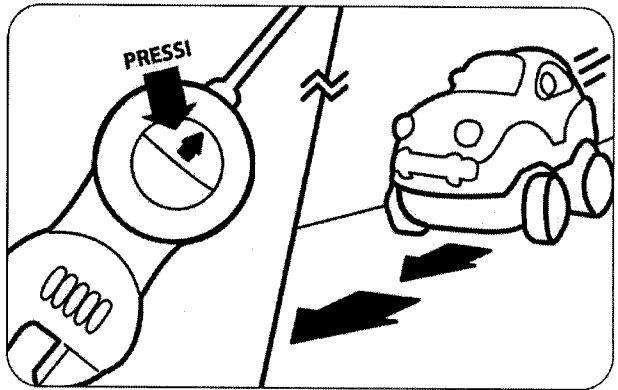
POWER ON/OFF

The power On/Off switch is situated on the underside of the chassis. Turn the switch to On and your Play-Doh car is ready to drive.




FORWARD

To drive forward, press the top of the steering button.




REVERSE and TURN

To drive in reverse and turn, press the bottom of the steering button.

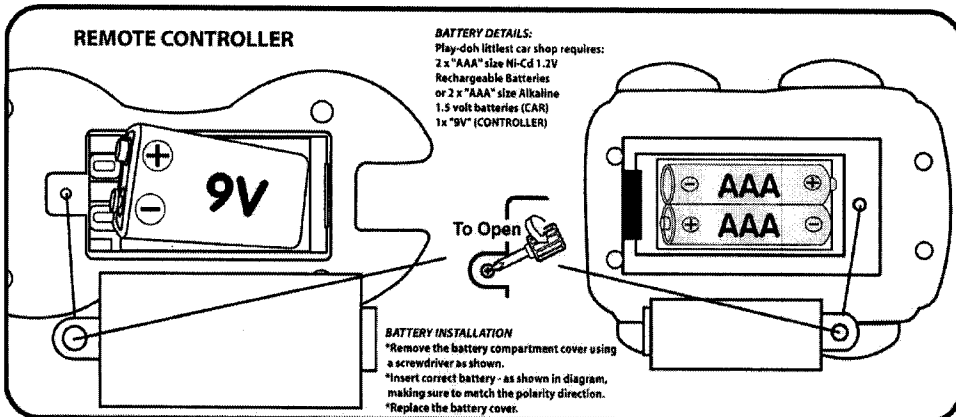


STOP

To stop, release the steering button.



BATTERY DIAGRAM



IMPORTANT BATTERY INFORMATION

- * Do not dispose of batteries in fire, batteries may explode or leak.
- * Do not mix old and new batteries.
- * Do not mix alkaline, standard (Carbon zinc) or rechargeable (Nickel-cadmium) batteries.
- * Only batteries of the same or equivalent type as recommended are to be used.
- * Batteries should be replaced by adults because of small parts.
- * Batteries are to be inserted with the correct polarity.
- * Exhausted batteries are to be removed from the toy.
- * The supply terminals are not to be short-circuited.
- * Non-rechargeable batteries are not to be recharged.

* RECHARGEABLE BATTERIES:

- Rechargeable batteries are recommended.
- Rechargeable batteries are to be removed from the toy before being charged.
- Rechargeable batteries are only to be charged under adult supervision.

Warning: Changes or modifications to this unit not expressly approved by the party responsible for compliance could void the user's authority to operate the equipment. Please note: Quality of control function may deteriorate when battery power is low.

This device complies with Part 15 of the FCC Rules. Operation is subject to the following two conditions: (1) This device may not cause harmful interference, and (2) This device must accept any interference received, including interference that may cause undesired operation.

NOTE: This equipment has been tested and found to comply with the limits for a Class B digital device, pursuant to Part 15 of the FCC Rules. These limits are designed to provide reasonable protection against harmful interference in a residential installation. This equipment generates, uses and can radiate radio frequency energy and, if not installed and used in accordance with the instructions, may cause harmful interference to radio or television reception, which can be determined by turning the equipment off and on, the user is encouraged to try to correct the interference by one or more of the following measures:

- * Reorient or relocate the receiving antenna.
- * Increase the separation between the equipment and receiver.
- * Connect one equipment into an outlet on a circuit different from that to which the receiver is needed.
- * Consult the dealer or an experienced radio / TV technician for help.

WowWee
-anything else is just a toy-

Hasbro

Manufactured and Distributed by
© 2002 WowWee
All rights reserved
WowWee (Asia Office)
Unit 301A-C, 92 Granville Rd.,
T.S.T. East, Kowloon, H.K.
WowWee (North America Office)
4480 Cote de Liesse, Suite 320,
T.M.R. Quebec, H4N 2R1, Canada
Consumer Hotline: (514) 344-1250
<http://www.wowwee.com>
Printed in China