



For the best experience, charge your doorbell before setup

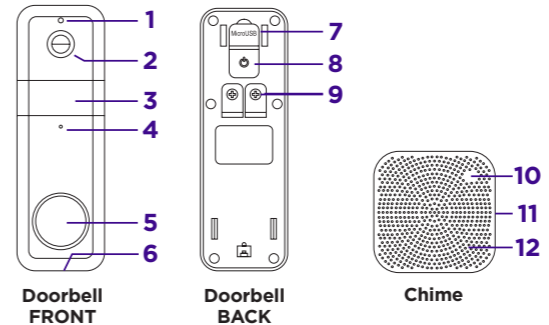
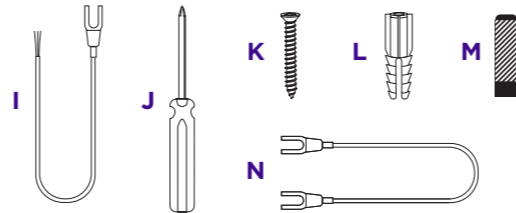
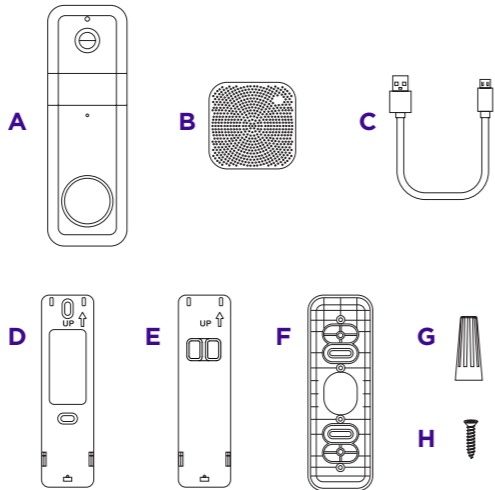
To charge doorbell: Plug one end of the charging cable into the micro USB port on the back of your doorbell. Connect the other end to a standard USB power adaptor (like your phone charger).

What's included

- A** Roku Wire-free Video Doorbell SE
- B** Roku Enhanced Chime SE
- C** USB charging cable
- D** Screw back plate
- E** Back plate
- F** Corner kit
- G** Wire caps (x3)
- H** Short screws (x3)
- I** Extension wires (x2)
- J** T8 screwdriver
- K** Long screws (x3)
- L** Plastic anchors (x3)
- M** Adhesive strip
- N** Jump wire

What you'll need

- Your smartphone



- 1** Light sensor
- 2** Lens
- 3** Motion sensor

- 4** Microphone
- 5** Doorbell button
- 6** Speaker

- 7** Micro USB charging port
- 8** Power button
- 9** Screw terminals

- 10** Status light
- 11** Setup button
- 12** Speaker

Let's get started

STEP 1: Download the Roku Smart Home app

Scan the QR code below to download the Roku Smart Home app on your smartphone. Sign in with your Roku account or create one.

You'll need



Smartphone & app



Message & data rates may apply.

Continue on back

STEP 2: Install your doorbell & chime

In the Roku Smart Home app, tap the “+” button, then “**Add Device**” to find “**Wire-free Video Doorbell.**” Follow the instructions to install your camera and complete setup.

Recommended location

Install your doorbell less than 6.5 feet above ground level.



What's that light mean?

Doorbell	State
WHITE - Solid	Charging
BLUE - Solid	Fully charged

Chime	State
RED - Flashing	Connecting to doorbell
YELLOW - Flashing	Waiting for connections
BLUE - Flashing	Connecting to network
BLUE - Solid	Connected



More features are waiting

Unlock the full potential of your doorbell with a **Roku Smart Home Subscription.**

Learn more at go.roku.com/rokusmarthome

Need help?



Setup videos



Common questions



Tips and tricks

Visit go.roku.com/doorbells

Roku

© 2023 Roku, Inc. All rights reserved. Roku, the Roku logo, Roku Smart Home, and the Roku Smart Home logo are the trademarks or registered trademarks of Roku, Inc.



Roku™

Wire-free Video Doorbell & Chime SE

Quick Start Guide

