

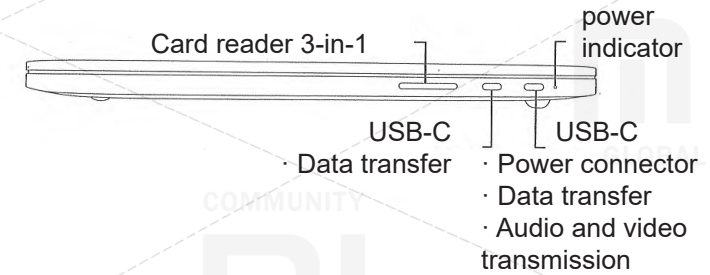
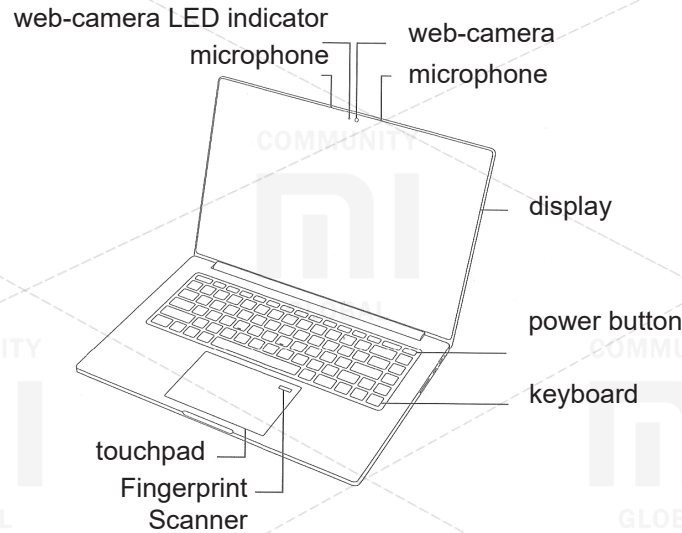
## Mi Notebook Pro

## Overview

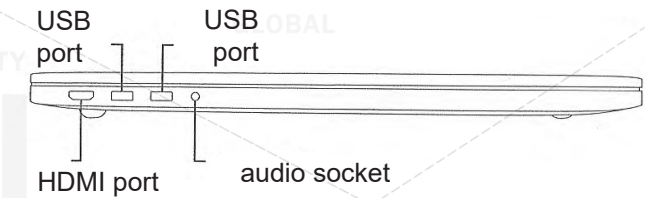
## View of a right side

Thank you for choosing Mi Notebook Pro!  
Make sure all accessories are included:

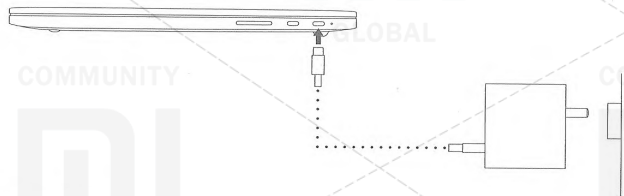
- Mi Notebook Pro(main unit);
- Adapter; USB-C cable
- Manual (waranty card).



## View of a left side



## Using the device

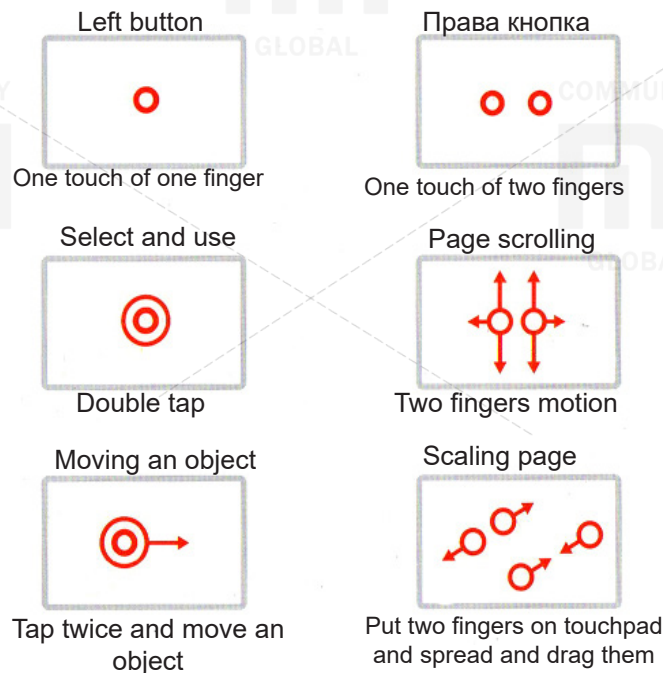


**A first step:** Connect a power adapter to supply.  
Before first use, fully charge the battery.

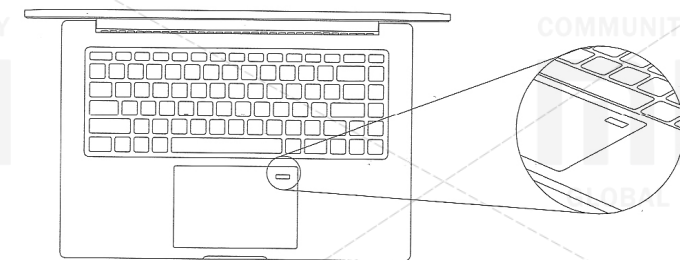
**A second step:** Turn on power button.

**A third step:** Complete an operating system setup,  
following the instructions of an operating system and  
preinstalled Mi software. Do not turn off the power  
before completing OS setting and opening a Home  
screen.

## Touchpad operations



## Instructions for using fingerprints



**Step 1:**  
Activate the unlock with a fingerprint: During Windows  
activation, the system will automatically ask the user about  
the activation of the Windows Hello fingerprint unlock  
feature, complete the unlock settings for fingerprinting with  
prompts.

## Instruction for using fingerprints

If user at the time of Windows activation chose to skip this function, on the Windows desktop, go to Settings - Account - Login Options, in this section add fingerprints to activate the unlock function with a fingerprint.

Step 2:  
Using fingerprints: Gently press your finger against the fingerprint sensor to enter the system using a fingerprint or unlock the device.

## Energy efficiency class of device

Energy efficiency class of this product meets a requirements of GB28380-2012 standard. Thanks to the improved energy-saving features and optimizing, Mi Notebook complies to high level of energy efficiency. To determine an energy efficiency class of the device, see a labeling on outside of device package.

## Information on the use of wireless devices

In some situations, there are restrictions on the use of wireless devices. Use the product in accordance with all laws and regulations.

For example: Using a variety of wireless devices during flight may create some interference to navigational equipment.

## About HDMI

This product has been certified for the requirements of the HDMI Association.

The HDMI, HDMI High-Definition Multimedia Interface and the HDMI logo are trademarks or registered trademarks of HDMI LA LCC in the US and other countries.



## Information about a Battery

Self-extracting or replacing of a battery may cause of damage or breakage, and this can lead to overheating of the device, injury to user or third parties.

Built-in battery can be replaced only at Mi service centers and other authorized providers. This battery must be disposed of separately from household waste. The use and disposal of the batteries should be carried out in accordance with the instructions and local laws.

Not recommended: immerse a battery in water; Repair or disassemble a battery.

Please do not attempt to repair or reconstruct a battery. Doing so may cause battery explosion or internal leakage of harmful substances.

The warranty does not cover a disassembled and reconstructed battery. Improper battery replacement or maintenance can cause it to burst.

Inside battery contains a small amount of harmful substances.

## Electric current safety Information

Threat: Electric current in power supply, passing through communication electric cables, has some risk.

To avoid the risk of electric shock:

- Do not use this device during a thunderstorm and lightning.
- During a thunderstorm, and lightning, do not connect or disconnect any power cable and do not perform any installation or maintenance of this unit.
- It is recommended to connect a power cable to a grounded outlet.

- Before opening an outer case of the device (unless otherwise specified), please unplug a power cord and other cables.
- If power cord is damaged, it must be replaced by a qualified technician from the manufacturer or authorized service center representative.

## Caution

This device is used with a standard peripheral devices with shielded cables between components and other conditions, that meet the EMC standard.

Using standards-compliant peripherals with shielded cables reduces interference from radio, TV and other electronic devices. It is recommended to use shielded HDMI cable with ferrite cores.

Operating temperature range: 5C- 35C;  
Storage Temperature: -15C - 45C;  
Relative humidity: 5% -90% non-condensing.

## Technical support

If in a course of using the notebook, you are experiencing any problems and you need help, contact Xiaomi technical support.

Manufacturer: «Xiaomi Technology Beijing»

**Note:** Please provide all necessary information. Warranty service is only possible if a serial number on the bottom of the device, the same as serial number in a warranty form and sales receipt. For repair, replacement or return of goods you must present warranty card and receipt.

## The presence of toxic and hazardous substances

Name of component	Harmful substances					
	Pb	Hg	Cd	Cr(VI)	PBB	PBDE
Printed circuit board	X	0	0	0	0	0
HDD	X	0	0	0	0	0
Display	X	0	0	0	0	0
Housing	X	0	0	0	0	0
Battery	X	0	0	0	0	0
Keyboard	X	0	0	0	0	0
Dynamics	X	0	0	0	0	0
Radiator module	X	0	0	0	0	0
Microphone	X	0	0	0	0	0
Wi-Fi Module	X	0	0	0	0	0
AC adapter	X	0	0	0	0	0

These tables are provided in accordance with position of SJ / T 11364.

0: toxic and harmful substances in all components of the device are contained in an amount below the limit value according to GB / T 26572 standard.

X: presence of toxic and harmful substances, at least one of components of this product, excess of the limit value, according to GB / T 26572.

In terms of environmentally friendly use of the device indicates that under normal operating conditions, leak of hazardous substances or elements of a laptop computer (not including the battery) and its accessories is impossible. Using of electronic information devices has no harmful effects on environment, human health, and may not cause any serious injuries.

