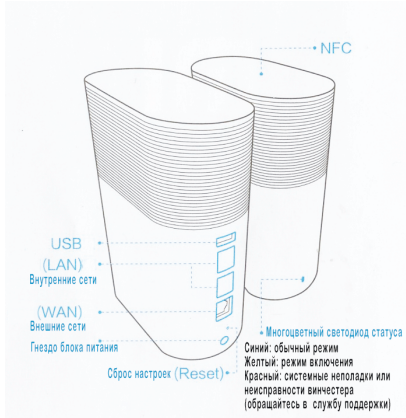




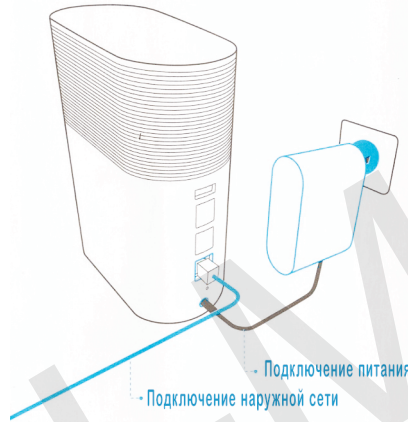
Options for a good mood

The options are very simple. There are only three stages to activate Internet immediately.



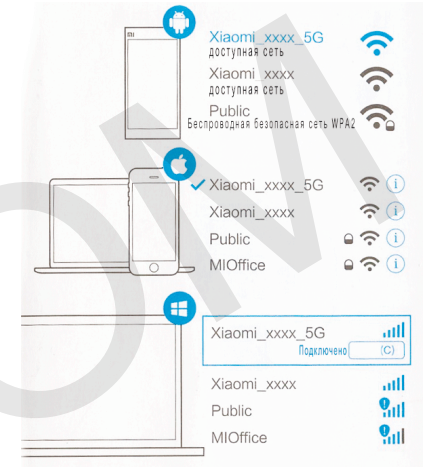
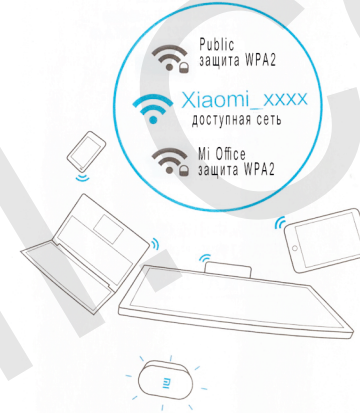
1. Connecting the power supply and power cable

To connect the router to Xiaomi power supply and network cable: Connect one end of the network cable to blue connector of Xiaomi router, the second – to the external network connector of the router as well as a broadband modem, that is a standard modem.



2. WIFI connection

To get connected your phone or computer with Xiaomi router, activate WIFI Wireless Internet and connect to the network Xiaomi WIFI



Xiaomi_xxxx frequency band 2.4 ГГц

Xiaomi_xxxx_5G frequency band 5 ГГц

xxxxx MAC-address of the router

3. Authorization

To authorize Xiaomi Router open the

miwifi.com

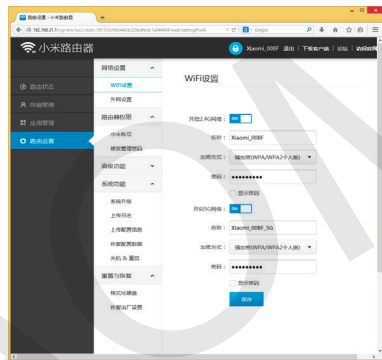
web-browser once (or specify the modem IP address 192.168.31.1) Go to Xiaomi router interface, and the connection will be established.

You are will prompted to sign in with your Mi-acont. If you haven't one. you need to sign up on

<https://i.mi.com/>.

You need to name the device and set the network password ad shown at the picture.

Additionally, you can change a MAC-address of the router and control a traffic.



setting a name of the device and the network password

4. Congratulations!

You have successfully completed the full installation of Xiaomi router.

Configuration

Partial description of the configuration



CPU

Broadcom BCM4709 dual-core processor with a frequency of 1 GHz



WIFI

(2.4ГГц) Broadcom CM43217, (5ГГц) Broadcom BCM4352



RAM

256MB DDR3-1600 memory



HDD

built-in 1T HDD SATA-controller



NFC

NFC support

High-speed WIFI 5GHz

Interoperability of the two radio blocks in the range 2.4 GHz and 5 GHz. Working simultaneously in two bands, Xiaomi WIFI supports 802.11ac.



maximum connection speed 300 Mbit / s

Microwave oven, Bluetooth and other devices located within the WIFI coverage area can create specific interference.



maximum connection speed 866 Mbit / s

Connection speed is higher. This contributes to the suppression of interference. Internet speed is higher and more stable, but the bandwidth

is weaker.



XIAOMI-MI.COM

Data storage

High speed RAM

Internal hard disk 1T HDD SATA

Read / write speed of RAM is 20 times higher than than USB2.0

USB support

Provides high-speed operation of flash cards with more memory, as well as portable hard drives

Kingsoft Cloud

Allows you to create a backup copy of the personal data on the Internet

The internal 1TB hard drive



Information storage (about 1000 Gb)

300 000 songs

200 movies

340 000 pictures



Do not disassemble the device yourself
Set the device on a hard surface
Pay attention to the presence of the alarm control center router

Synchronization with "Cloud"



All files can be synchronized with "Cloud"



Fast synchronization

When the signal of Xiaomi router is inaccessible, the file is synchronized with the «cloud» data storage



The continuous memory increase

The continuous memory increase in addition to the existing 1000 Gb



How to make yourself a backup?

Open the router control app and enable the «Router Cloud».

High Speed Downloading

Built-in client program Xunlei (Thunder), offline (standalone) download.



High compatibility client Xunlei (Thunder)

High speed download, linked up to a VIP-account.



Remote downloading

Downloading music, movies and large files anywhere on any device at any time.



Xunlei (Thunder) Media Player (media player)

Multimedia player allows quickly finding and playing your favorite audio and video files.

More Entertainment

Xiaomi router is designed not only for connection to the Internet, but also for providing an access to a wide variety of games



Remote control of Wireless Internet

For example: TV, webcam, WIFI switch, infrared remote control and other devices we use at home.



Weekly Update

Supports firmware upgrade as well as router updates

Bbs.xiaomi.cn

Plugins

A wide variety of plugins. Have fun using the router!

Use Apple Store

Quick Search and fast downloading from Apple store

MAC Data Backup

You can make backup of data from a Mac to Xiaomi router.

More

For more information, log in. We will be glad if you add an application TaskQueue

How to use the plugin?

Log in Web / App "plugins".

Connecting (management) of other devices

Optimal operation of the router with Xiaomi phones, TV-s and TV-boxes of the same company.



Xiaomi Smartphone

Полное подключение и управление роутером, при этом нет необходимости включать телевизор.



Xiaomi TV/ Xiaomi TV-box

Connection to Xiaomi router provides the ability to search and playback multimedia files.

Fast installation of Router Control App

Use the application to manage devices using the Xiaomi router at any time, in any place.



Useful Tips

Fast solution of the problems and issues.



Can a wireless router Xiaomi do harm to a person?

Xiaomi wireless router complies with international standards for wireless devices and has minimal radiation, so it cannot cause any harm to humans.



The router is standard, so is still limited access to some websites.

Please check the connection to the Internet with Internet provider.

Account password

Make a password strong, use uppercase and lowercase letters, numbers, special symbols to prevent the unlocking the device by other persons.

Record the details of your account Store in a safe place

Supporting site

<http://www.xiaomi-mi.com/>



Download the full manual:

<http://miui.com.ua/wp-content/uploads/2014/11/Xiaomi-manual-v1.0.pdf>