

WIERELESS LUMINOUS BLUETOOTH SPEAKER

USER MANUAL

Model No.: BTS-568



Please kindly read this user manual before using the product carefully, and keep it for future reference.

In the box

1. Bluetooth Speaker: x 1
2. Micro USB Charging Cable: x 1
3. 3.5mm Aux cable : x 1
4. User Manual: x 1

Product Features

Bluetooth Wireless Luminous Mirror Party Speaker

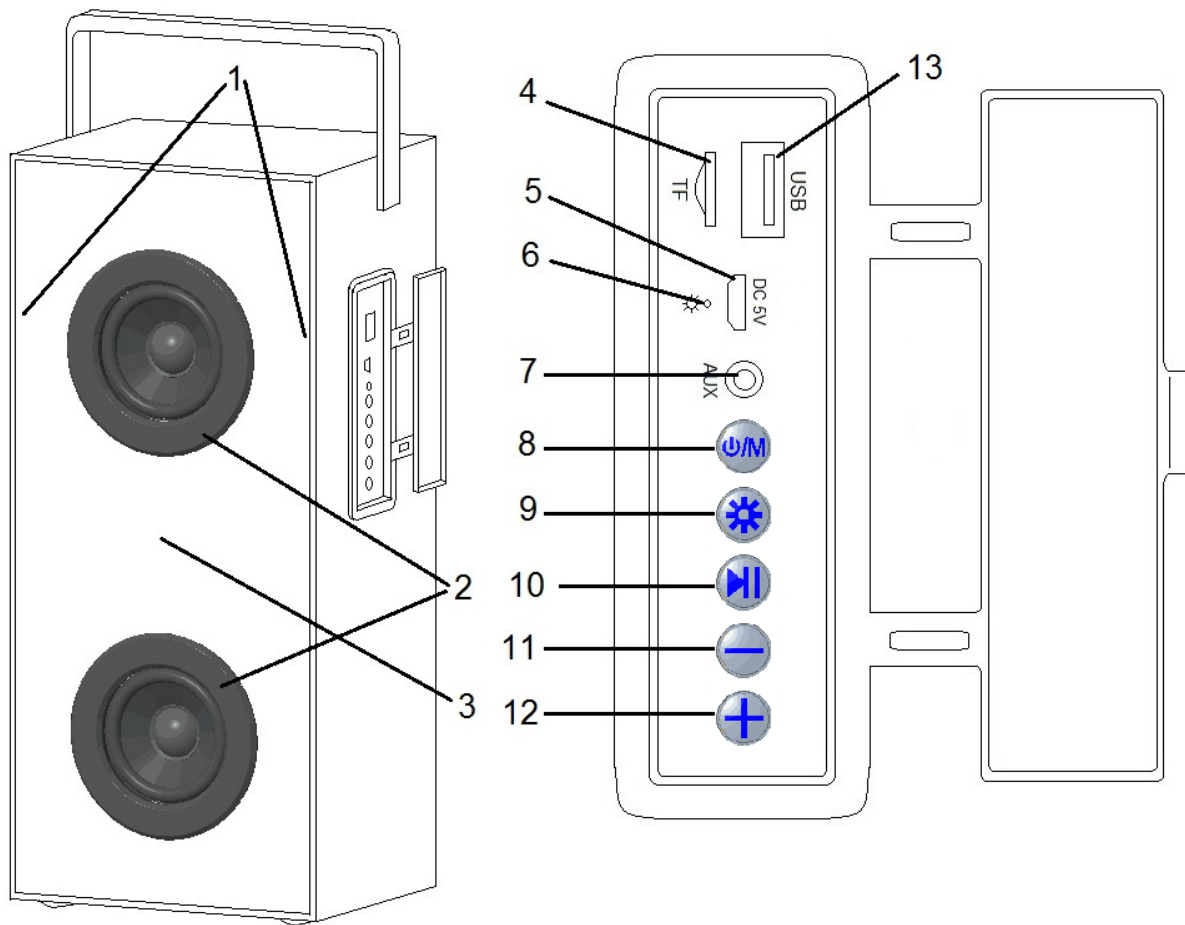
Portable design with built-in handle

Compatible to iPad, iPhone, android phones, laptops & more

Built-in USB / Micro SD (TF) slot

AUX-in mode

Description of Parts



1	Flashing Led Lights (Inside)
2	Speakers
3	Mirror Panel
4	Micro Sd (Tf) Card Slot
5	Charging Port
6	Led Indicator
7	Aux-In Port
8	Power On/Off/Mode Button
9	Led Flashing Lights On/Off Button
10	Pause/Play
11	Skip Backward/Volume Decrease
12	Skip Forward/Volume Increase
13	Usb Flash Drive Slot

Charging the speaker






To charge the Bluetooth speaker, connect the supplied micro USB cable to the USB charging port and the other end to your computer or USB charging device.

Make sure you charge your Bluetooth speaker for at least 4 hours before using it for the first time.

Pairing speaker with bluetooth device

1. Turn on the Bluetooth speaker.
2. Open Bluetooth function on your device and search for "BTS-568".
3. If required, enter the password '0000' to confirm to finalize pairing.
4. Connect it with your bluetooth enabled device

Button functions

	Press and hold to turn on/ turn off speaker. Short press to switch mode: Bluetooth/ Aux/ TF card/USB playing
	Press the button to pause a song while playing music; Press again to resume playing.
	Press and hold the button to increase the volume, press shortly to next track
	Press and hold the button to decrease the volume; press shortly to previous track
	While the unit is playing with LED flashing lights, short press the LED FLASHING LIGHTS ON/OFF button can turn on/off the LED flashing lights.

Specifications

Bluetooth® Version : 4.2
Working distance : Up to 10 meters in open space
Speaker output : 3W*2
Power Input : DC 5V
Play time : about 2.5-3 hours
Charging Time : about 3 -4 hours
Built-In Rechargeable Battery : 3.7V /1800mAh
Micro SD (TF) Card/USB Drive : Support up to 32GB
Unit Size: 159 x 120 x 340 mm

(Note: Battery life & charging time may vary based on usage, types of devices connected & wireless distance.)

FCC Instructions

This equipment has been tested and found to comply with the limits for a Class B digital device, pursuant to Part 15 of the FCC Rules. These limits are designed to provide reasonable protection against harmful interference in a residential installation. This product generates, uses and can radiate radio frequency energy and, if not installed and used in accordance with the instructions, may cause harmful interference to radio communications.

However, there is no guarantee that interference will not occur in a particular installation. If the product does cause harmful interference to radio or television reception, which can be determined by turning the equipment off and on, the user is encouraged to try to correct the interference by one or more of the following measures :

- Reorient or relocate the receiving antenna.
- Increase the separation between the product and receiver.
- Connect the product into an outlet on a circuit different from that to which the receiver is connected.
- Consult the dealer or an experienced radio/TV technician for help

This device complies with part 15 of the FCC Rules. Operation is subject to the following two conditions: (1) This device may not cause harmful interference, and (2) this device must accept any interference received, including interference that may cause undesired operation.

Note: Changes or modifications not expressly approved by the party responsible for compliance could void the user's authority to operate the equipment.