

## Statements

### United States—Federal Communication Commission (FCC)

This device complies with Part 15 of the FCC Rules. Operation is subject to the following two conditions: (1) this device may not cause harmful interference, and (2) this device must accept any interference received, including interference that may cause undesired operation.

NOTE: This equipment has been tested and found to comply with the limits for a Class A digital device, pursuant to Part 15 of the FCC Rules. These limits are designed to provide reasonable protection against harmful interference when the equipment is operated in a commercial environment. This equipment generates, uses, and can radiate radio frequency energy and, if not installed and used in accordance with the instruction manual, may cause harmful interference to radio communications. Operation of this equipment in a residential area is likely to cause harmful interference in which case the user will be required to correct the interference at his own expense.

### Canada—Industry Canada

The term "IC:" before the certification/registration number only signifies that Industry Canada technical specifications were met.

## Warranty

Instantel's products are warranted against defects in materials and workmanship and shall perform in accordance with published specifications for a period of one year. Instantel Inc. reserves the right to change specifications without notice.

## Limitation of Liability

This Product has been designed for use to assist in the prevention of infant abduction and/or mother/infant mismatching.

The range, accuracy, function and performance of this Product may vary from the published specifications due to many factors, including, without limitation, site impairments from structural effects, metal objects in the vicinity, placement of the receiver and transmitter, interference from other electrical devices, atmospheric effects, installation, and maintenance. There may be other factors, which also affect performance of this Product.

Instantel does not guarantee that this Product will detect 100% of infant abductions and/or mother/infant mismatches. Instantel does not guarantee that this Product will not return false reports of infant abductions and/or mother/infant mismatches.

Monthly testing and maintenance of this Product, as described in the Product documentation, is essential to verify the system is operating correctly and to ensure that the probability of detecting an alarm and/or locating the transmitter are maximized.

The failure to undertake regular testing and maintenance will increase the risk of system failure and failure to detect infant abductions and/or mother/infant mismatches. The failure to undertake regular


testing and maintenance will increase the risk of false reports of infant abductions and/or mother/infant mismatches.

Instantel hereby disclaims all warranties, express or implied, arising out of or in connection with any of its Products of the use or performance thereof, including but not limited to, where allowable by law, all other implied warranties or conditions of merchantable quality and fitness for a particular purpose and those arising by statute or otherwise in law or from a course of dealing or usage of trade.

Instantel's liability to you or anyone claiming through or on behalf of you with respect to any claim or loss arising out of the use or misuse of Instantel's Product, defective products or materials, improper installation or maintenance of Instantel's Product or products or the system in which they are incorporated, or alleged to have resulted from an act or omission of Instantel or any person, negligent or otherwise, shall be limited to:



- A) the repair or replacement of defective Product or materials supplied by Instantel during the warranty period as set out in the Product documentation; or, at the option of Instantel,
- B) refund of the purchase price of the Product supplied by Instantel.

In no event shall Instantel be liable for general, specific, indirect, consequential, incidental, exemplary or punitive damages or any losses or expenses suffered by you or anyone else, whether or not Instantel, or its employees, officers, agents, resellers or installers has been informed of the risk of such loss or expense and whether or not such losses or expenses were foreseeable.



309 Legget Drive  
Kanata, ON K2K 3A3 Canada **or**  
808 Commerce Park Drive  
Ogdensburg, NY 13669 USA

**Telephone:** 1-613-592-4642  
**Facsimile:** 1-613-592-4296  
**Web Site:** [www.xmarksystems.com](http://www.xmarksystems.com)



**Kisses Tag Instructions**  
Part Number 806A2201

*Certified to the ISO 9001 Quality Standard*

© 2002 Instantel Inc. All Rights Reserved. Instantel and Hugs are registered trademarks of Instantel Inc. in North America. Kisses, the hearts logo and Xmark and are trademarks of Instantel Inc. Xmark is a division of Instantel Inc. Printed in Canada. May 2002. 806U2201 Rev A. **Preliminary**

# Instructions for the Kisses Mother Tag

## Introduction

The Kisses tag is part of the Kisses Mother/Infant Matching component of the Hugs Infant Protection System. Kisses is designed to confirm that the correct infant is matched with the correct mother each time they are brought together.

The Kisses tag is given to a new mother after it has been bonded with the Hugs tag attached to her baby. The two tags remain bonded throughout the mother's and infant's stay in hospital, until the Hugs tag is discharged from the Hugs System.

**Note:** The tag is not sterilized at the factory. You may wish to clean the tag prior to first use.

## Bonding the Tags

The Hugs tag and Kisses tag can be bonded any time during the one-hour period after the Hugs tag is attached to the infant.

- 1 Attach the Hugs tag to the infant.
- 2 With no other Kisses tags in the area, bring the Kisses tag within 16 inches of the Hugs tag.
- 3 The Hugs tag gives a bonding indication within a few seconds:  
**2 short beeps, repeated once:** successful bond  
**persistent long beeps:** the Hugs tag is seeing more than one Kisses tag  
**no beep:** battery problem
- 4 If the bond is successful, attach the Kisses tag to the mother's wrist using a standard hospital ID band.



## If the Tags Aren't Bonding...

Make sure that the tags are no more than 16 inches apart.

**Persistent long beeps:** Check that there are no other Kisses tags within two feet.

**No beeps:** Check the Xmark software for battery warnings. The Hugs tag will not bond with a low-battery Kisses tag. Try the bonding with a different Kisses tag.

## Matching the Tags

“Matching” means confirming that the right infant has been brought to the right mother. The Hugs tag provides a match or mismatch indication every time the infant is brought to its mother, when they have been apart for more than two minutes.

- 1 Bring the Hugs tag and Kisses tag within 16 inches of each other.
- 2 The Hugs tag gives a match/mismatch indication within two seconds:  
**2 short beeps, repeated once:** correct match  
**persistent long beeps:** incorrect match  
**no beep:** possible mismatch

## If There Is a Mismatch...

Is there another mother with a Kisses tag within two feet? If yes, ask that mother to move away and try the match again. If you still get a mismatch, then the two tags do not belong to each other. Follow your hospital's procedure for correcting a mismatch.

## If There Is No Match...

Make sure that the tags are no more than 16 inches apart, and that there are no other Kisses tags within two feet. Check the Xmark software to confirm that the Hugs tag bonded properly during attachment. If you still cannot get a match or mismatch indication, contact your System Administrator.

## Discharge and Reuse

You do not need to discharge the Kisses tag. It is automatically discharged from the system when the Hugs tag is discharged in the Xmark software. Return the tag for cleaning and reuse, following the “first in, first out” method so that tags are cycled regularly.

## Cleaning the Tag

The Kisses tag can be cleaned using a soft-bristle brush and a disinfectant soap or similar solution with no more than 20% alcohol content (for example, Butcher's Heptagon Disinfectant Cleaner, or KleenAseptic from Metrex Research Corp.). Dry the tag thoroughly before use.

### Notes:

- Do not use an autoclave to clean the tag or serious damage may result.
- Do not soak the tag in alcohol or alcohol-based cleaners.

## Handling Information

**Battery Handling** - this device contains a lithium battery. Do not force open, heat to 100° C, or dispose of in fire.

**X-Rays** - Do not directly expose the tag to X-rays. (The tag is not affected by stray radiation.)

## Storage

Store Kisses tags at room temperature.

## Specifications

Frequency	125 kHz
Battery Life	1 year (warranted)
Temperature	30° to 122° F (0° to 50° C)
Dimensions	1.9 x 1.6 x 0.6 in (48 x 40 x 15 mm)
Weight	1 oz. (28 g)