







<p>USER MANUAL MANUEL D'UTILISATION</p>  <p>XOOPAR BOY mini Model: XBOY81001</p>	 <p>SELFIE Take great selfies with xooparboy Bouton télécommande pour vos photos</p>	 <p>LIGHTING FACE Enjoy the music experience with dynamic lights Jeu de lumière multi-led pour une expérience nouvelle</p>	 <p>HANGER Take it anywhere with you Attachez le où vous souhaitez grâce au lien intégré.</p>
---	--	--	---

<p>ON/OFF Press & Hold for 3 seconds Appuyer 3 secondes</p>  <p>PAIRING Go to bluetooth setting of your device and select "XooparBoy Mini" Aller dans le menu Bluetooth de votre appareil Sélectionner « Xooparboy Mini »</p> 	<p>SELFIE Open your phone camera press twice on the Xoopar Boy to take a picture Ouvrez l'application photo de votre appareil. Appuyez Deux fois sur le Xoopar Boy pour prendre une photo</p>  <p>Recharged by Micro USB cable Rechargez via le câble micro USB</p> 	<p>SPECIFICATIONS - FR</p> <p>Bluetooth Version: 2.0+EDR Transmission Distance: Up to 10M Output Power: 0.79mW Frequency Response: 100Hz~15KHz SNR: >80dB Battery Type: Li-Polymer 300mAh, Rechargeable Battery Life: 3hours play time Input Power/Current: DC 5V/300mAh Recharge: Micro USB Lumière multi-Led : lecture Led Rouge : en cours de chargement</p> <p>Compatible with</p> 	<p>SPECIFICATIONS - EN</p> <p>Bluetooth Version: 2.0+EDR Transmission Distance: Up to 10M Output Power: 0.79mW Frequency Response: 100Hz~15KHz SNR: >80dB Battery Type: Li-Polymer 300mAh, Rechargeable Battery Life: 3hours play time Input Power/Current: DC 5V/300mAh Interface: Micro USB (Recharge) Light in Colorful: Working Light in Red: Charging</p> <p>Specification & appearance subject to change without notice. All trademarks and registered trademarks are the property of their respective owners © 2016 Xoopar Ltd.</p> <p>CE  Made in China www.xoopar.com</p>
---	--	--	---

FCC Warning:

Any Changes or modifications not expressly approved by the party responsible for compliance could void the user's authority to operate the equipment.

This device complies with part 15 of the FCC Rules. Operation is subject to the following two conditions: (1) This device may not cause harmful interference, and (2) this device must accept any interference received, including interference that may cause undesired operation.

This equipment complies with FCC radiation exposure limits set forth

Note: This equipment has been tested and found to comply with the limits for a Class B digital device, pursuant to part 15 of the FCC Rules. These limits are designed to provide reasonable protection against harmful interference in a residential installation. This equipment generates, uses and can radiate radio frequency energy and, if not installed and used in accordance with the instructions, may cause harmful interference to radio communications. However, there is no

guarantee that interference will not occur in a particular installation. If this equipment does cause harmful interference to radio or television reception, which can be determined by turning the equipment off and on, the user is encouraged to try to correct the interference by one or more of the following measures:

- Reorient or relocate the receiving antenna.
- Increase the separation between the equipment and receiver.
- Connect the equipment into an outlet on a circuit different from that to which the receiver is connected.
- Consult the dealer or an experienced radio/TV technician for help.

FCC Radiation Exposure Statement:

This equipment complies with FCC radiation exposure limits set forth for an uncontrolled environment.

This transmitter must not be co-located or operating in conjunction with any other antenna or transmitter.