

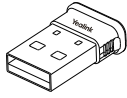
Yealink

## Bluetooth USB Dongle BT41 User Guide

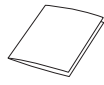
This Bluetooth USB dongle BT41 adds Yealink phones (Bluetooth-enabled) connectivity to a wide variety of Bluetooth Headset, compatible with Bluetooth specification V4.2

### Packaging Contents

The following items are included in your package. If you find anything missing, contact your system administrator.



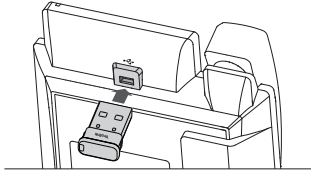
USB Dongle



User Guide

### Assembling the USB Dongle

Assemble the USB dongle, as shown below:



1

2

**To answer an incoming call:**  
1 With the Bluetooth headset paired and connected, press the multifunction key on the Bluetooth headset to answer an incoming call.  
If there is already an active call on the phone, the original call is placed on hold after answering the new incoming call.

### Answering Calls

Note: The USB dongle provided by Yealink supports hot plug.  
You can plug and unplug the USB dongle without rebooting the phone.

1 Turn on the Bluetooth headset.  
2 Long press the multifunction key on the Bluetooth headset until the indicator LED alternately flashes red and blue.  
The Bluetooth headset is in pairing mode.  
3 Assemble the USB dongle.  
4 Activate the Bluetooth feature on the phone.  
Refer to corresponding user guide of the phone to activate the Bluetooth feature.  
5 Select **Scan** on the phone.  
The phone starts searching for Bluetooth headsets within the working range of 10 meters (32 feet) and displays all detected Bluetooth headsets.  
6 Select the desired one from the detected list on the phone.

### Pairing and Connecting the Bluetooth Headset to a Phone

### Adjusting the Earphone Volume

**To adjust the earphone volume during a call:**

With the Bluetooth headset paired and connected, you can do the following:

- Press the Volume key (+) on the Bluetooth headset to increase the volume.
- Press the Volume key (-) on the Bluetooth headset to decrease the volume.

### Ending Calls

With the Bluetooth headset paired and connected, press the multifunction key on the Bluetooth headset to end a call.

### Troubleshooting

**Why can't the phone detect the Bluetooth headset?**

- Ensure the Bluetooth headset is turned on.
- Ensure the Bluetooth headset is in pairing mode when the phone is searching for Bluetooth headsets.

**Why there is a noise?**

- Check the battery level. If the battery level is low, charge the Bluetooth headset.
- Ensure the Bluetooth headset and the phone are within the working range of 10 meters (32 feet) and there is no obvious interference (walls, doors, etc.) between them.

3

### FCC WARNING

This device complies with Part 15 of the FCC Rules. Operation is subject to the following two conditions:

- (1) This device may not cause harmful interference, and
- (2) this device must accept any interference received, including interference that may cause undesired operation.

NOTE 1: Any changes or modifications to this unit not expressly approved by the party responsible for compliance could void the user's authority to operate the equipment.

### IC WARNING

This device complies with Industry Canada's licence-exempt RSSs. Operation is subject to the following two conditions:

- (1) This device may not cause interference; and
- (2) This device must accept any interference, including interference that may cause undesired operation of the device.

Le présent appareil est conforme aux CNR d'Industrie Canada applicables aux appareils radio exempts de licence. L'exploitation est autorisée aux deux conditions suivantes: (1) l'appareil ne doit pas produire de brouillage, et (2) l'utilisateur de l'appareil doit accepter tout brouillage radioélectrique subi, même si le brouillage est susceptible d'en compromettre le fonctionnement.

Yealink(Xiamen) Network Technology Co.,Ltd.  
309, 3th Floor, No.16, Yun Ding North Road, Huli District,  
Xiamen City, Fujian, P.R.C

YEALINK(EUROPE) NETWORK TECHNOLOGY B.V.  
Address: WTC Schiphol Airport, B tower, 5th floor,  
Schiphol Boulevard 231, 1118 BH Amsterdam Schiphol, the  
Netherlands

YEALINK(USA) NETWORK TECHNOLOGY CO., LTD.  
Address: Sutherland Asbill & Brennan LLP, 999 Peachtree  
Street NE, Atlanta, GA 30309-3996