

ELECTRIC BASS BB404F

SERVICE MANUAL

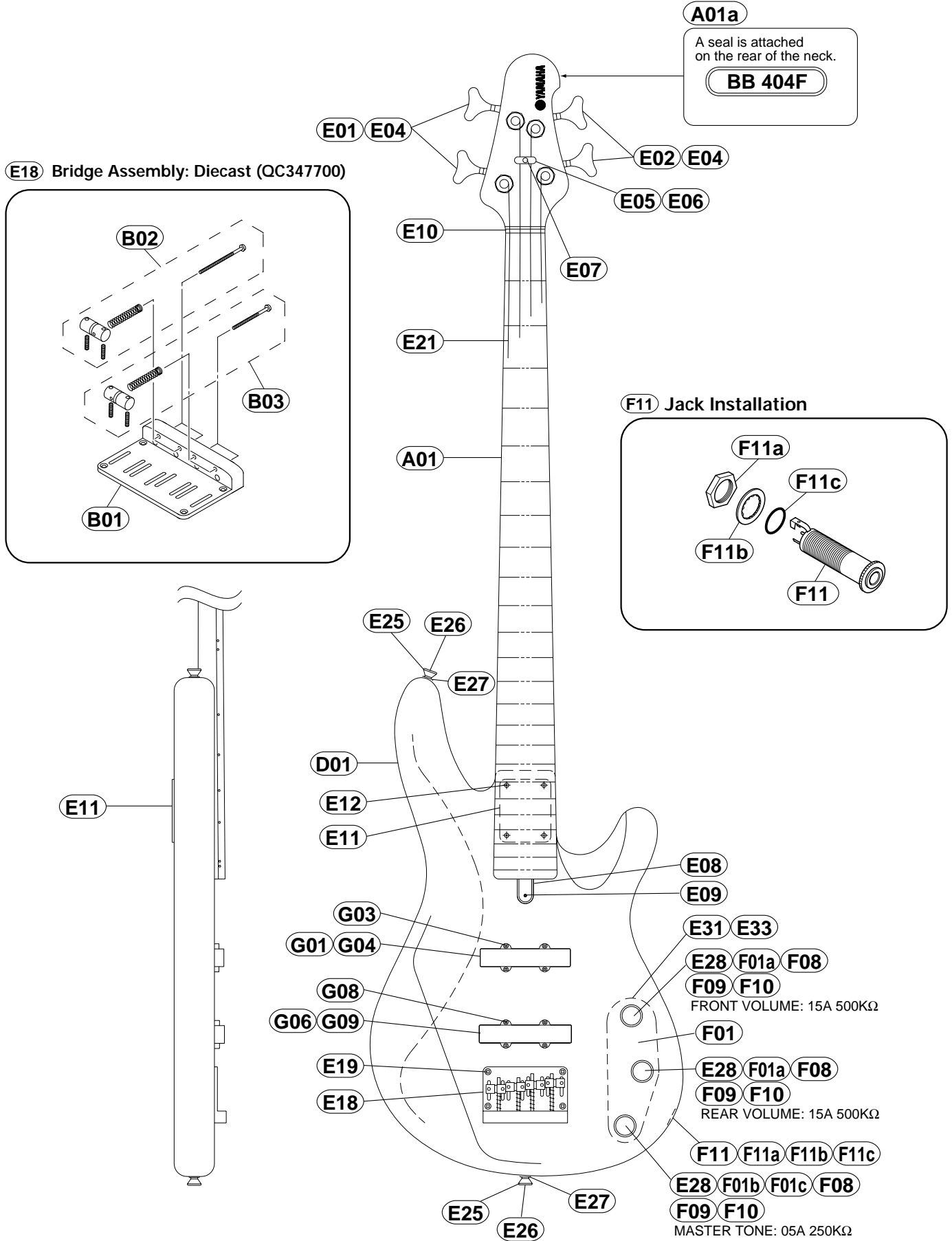


BB404F (YNS)

■ CONTENTS

OVERALL ASSEMBLY	2
CIRCUIT DIAGRAM	4
WIRING	4
SPECIFICATIONS	5

OVERALL ASSEMBLY

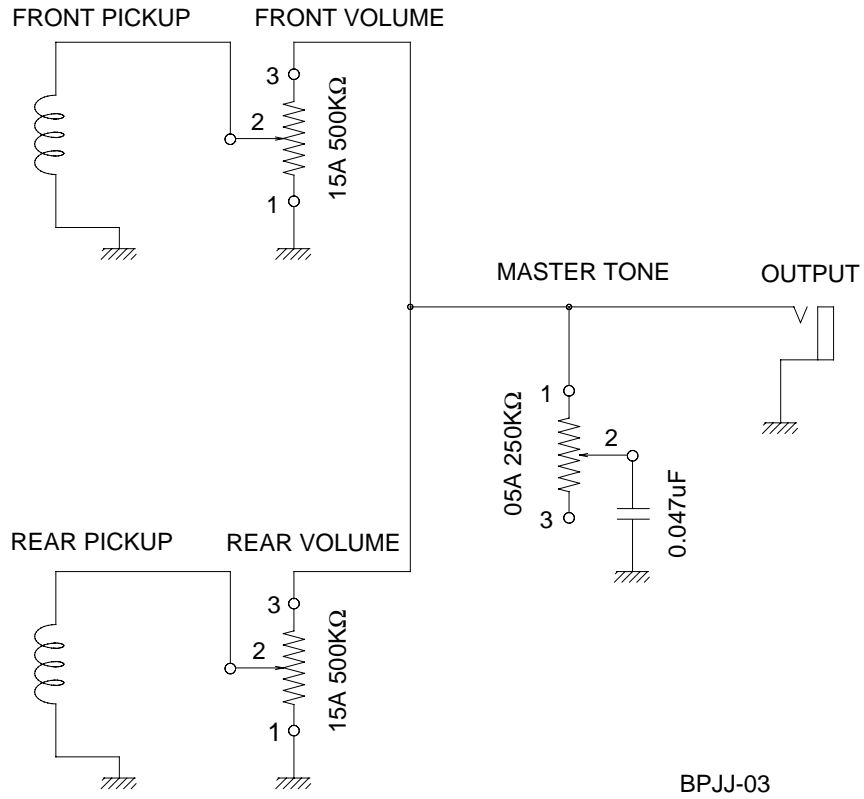


REF NO.	PART NO.	DESCRIPTION		REMARKS	QTY	RANK
		OVERALL ASSEMBLY		BB404F		
* A01	AAx43800	Neck Assembly		YNS		
* A01	AAx43810	Neck Assembly		BL		
A01a	--	Seal		(QC73710)		
D01	--	Body				
E01	QC207000	Tuning Machine Assembly	RM1243C (Chrome)	RIGHT	2	09
E02	QC236900	Tuning Machine Assembly	RM1243CL (Chrome)	LEFT	2	09
E04	EA620040	Round Head Wood Screw	2.4X10 FCM33G	Chrome	4	01
E05	VB518600	String Guide	Chrome			05
E06	VJ382000	Spacer	Black			01
E07	03706370	Round Head Wood Screw	2.7X20 FCM33G	Chrome		02
E08	CB821460	Rod Cover	Black			03
E09	03706220	Oval Head Wood Screw	2.1X10 FCM3BL	Black		01
E10	CB821090	Nut	Urea 40mm (Ivory)			07
E11	AA819690	Neck Plate	Chrome			03
E12	EN240060	Oval Head Tapping Screw	4.0X45 FNM33G	Nickel	4	01
E18	QC347700	Bridge Assembly	Diecast (Chrome)			10
E19	EN230140	Oval Head Tapping Screw	3.0X25 FNM33G	Nickel	4	04
E21	--	Strings	H4030	1set (QC35100)		
E25	BB801510	Strap Button	ST-type (Chrome)		2	04
E26	EN230140	Oval Head Tapping Screw	3.0X25 FNM33G	Nickel	2	04
E27	VB793700	Spacer	Felt (Black)		2	01
E28	CB807760	Knob	Black	FRONT/REAR VOLUME, M.TONE	3	03
E31	CB809560	Back Cover	Electrical (Black)			05
E33	EB620020	Oval Head Wood Screw	2.7X13 FCM3BL	Black	4	03
F01	--	Electrical Unit		(QC26630)		
F01a	HS120070	Variable Resistor	15A 500K ohm	FRONT VOLUME, REAR VOLUME	2	03
F01b	HS120100	Variable Resistor	05A 250K ohm	MASTER TONE		03
F01c	UA154470	Mylar Capacitor	0.047uF 50 J			01
F08	--	Hexagonal Nut	8S	with Volume	3	
F09	--	Flat Washer	8S	with Volume	3	
F10	--	Toothed Lock Washer	8S	with Volume	3	
F11	QA209900	Jack	Gold			07
F11a	--	Hexagonal Nut				
F11b	--	Toothed Lock Washer				
F11c	--	Rubber Ring				
G01	QC670100	Pickup Assembly	S/C KPBO (Black)	FRONT		
G03	VJ388800	Pan Head Tapping Screw	2.6X35 FCM3BL	Black	4	02
G04	CB815450	Pickup Cushion	85X17X15			02
G06	QC670200	Pickup Assembly	S/C KPBO (Black)	REAR		09
G08	VJ388800	Pan Head Tapping Screw	2.6X35 FCM3BL	Black	4	02
G09	CB815450	Pickup Cushion	85X17X15			02
H01	QC354000	Accessory Unit	G-1	1set		07
	QA262600	Cord	D			05
	AA804050	Wrench	#1.5			01
	AA805430	Wrench	#5			04
B01	QC347700	Bridge Assembly	Diecast (Chrome)			10
B02	QC347900	Bridge Base	Chrome			06
B02	NX818300	Bridge Piece Assembly	1,2 (Chrome)	1,2 Strings	2	05
B03	NX818310	Bridge Piece Assembly	3,4 (Chrome)	3,4 Strings	2	05

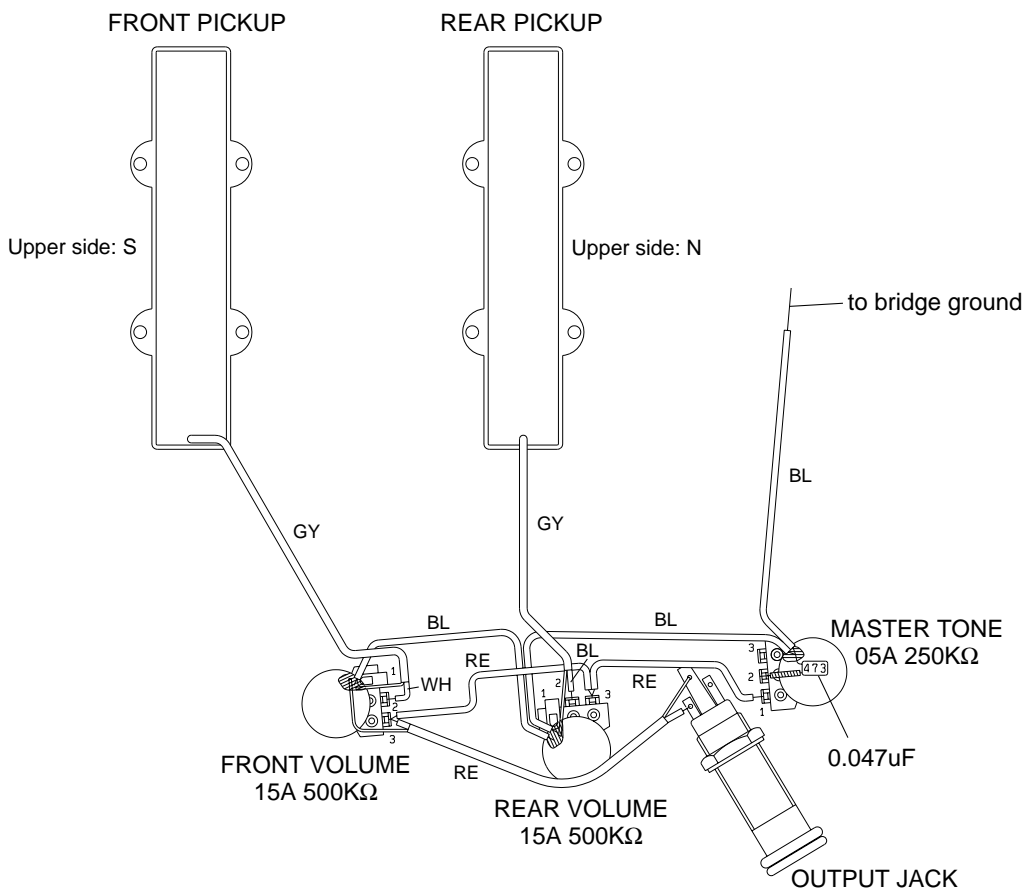
*: New Parts

RANK: Japan only

■ CIRCUIT DIAGRAM



■ WIRING



■ SPECIFICATIONS

● **STANDARD SPECIFICATIONS**

Scale Length 863.6mm
 Body-Neck Construction Bolt On
 Length 1141.0mm
 Width 318.5mm
 Net Weight 3.9kg

● **COLOR**

Body
 YNS Yellow Natural Satin
 BL Black
 Neck
 YNS Yellow Natural Satin
 BL Black

● **BODY**

Material Alder
 Body Depth 41mm

● **FINGERBOARD**

Material Rosewood
 Fingerboard Width 0-F 40.0mm, 12-F 56.4mm

● **NECK**

Material Maple
 Neck Thickness 1-F 21.0mm, 12-F 24.4mm

● **PARTS**

Hardware Chrome Plated
 Nut Urea
 Bridge Korea: Diecast (Chrome)
 Strings H4030

● **CONTROLS**

Volume 15A 500K Ω x 2
 Tone 05A 250K Ω x 1

● **PICKUPS**

Front/Rear Single Coil
 Magnet
 Front/Rear Ferrite

WARNING : CHEMICAL CONTENT NOTICE!

The solder used in the production of this product contains LEAD. In addition, other electrical/electronic and/or plastic (Where applicable) components may also contain traces of chemicals found by the California Health and Welfare Agency (and possibly other entities) to cause cancer and/or birth defects or other reproductive harm.

DO NOT PLACE SOLDER, ELECTRICAL/ELECTRONIC OR PLASTIC COMPONENTS IN YOUR MOUTH FOR ANY REASON WHAT SO EVER!

Avoid prolonged, unprotected contact between solder and your skin! When soldering, do not inhale solder fumes or expose eyes to solder/flux vapor!

If you come in contact with solder or components located inside the enclosure of this product, wash your hands before handling food.