



OPERATING INSTRUCTIONS

KEEP THIS INSERT FOR REFERENCE SINCE IT CONTAINS IMPORTANT INFORMATION.

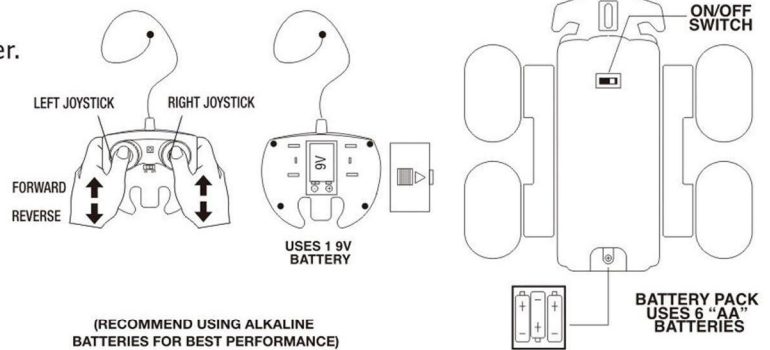
BATTERY WARNING:

- Do not mix alkaline, standard (carbon-zinc) and rechargeable batteries (Nickel Metal Hydride).
- Do not mix old and new batteries.
- Non-rechargeable batteries are not to be recharged.
- Rechargeable batteries are to be removed from the item before being charged (if removable).
- Rechargeable batteries are only to be charged under adult supervision (if removable).
- Exhausted batteries should be removed immediately and must be recycled or disposed of properly according to state or local government ordinances and regulations.
- The supply terminals are not to be short-circuited.
- Only batteries of the same or equivalent type as recommended are to be used.
- Batteries are to be inserted with the correct polarity.
- Do not dispose batteries in a fire - batteries may leak or explode.

BATTERY INFORMATION

The operation requires six "AA" 1.5V batteries for car and one 9V battery for remote controller.

- Carefully remove items from package.
- Locate the battery compartment on the back of each item. (see diagram on right)
- unscrew latch on bottom of car to release battery pack and replace batteries following the correct polarities
- replace the battery compartment door
- Slide open the battery compartment door of the controller.
- Insert the 9V battery following the correct polarities
- Replace the battery compartment door.
- Switch both car and radio control buttons to "ON" position

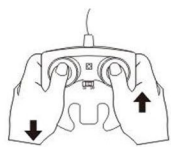
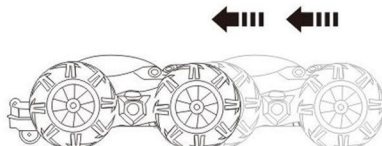


(RECOMMEND USING ALKALINE BATTERIES FOR BEST PERFORMANCE)

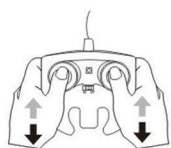
PERFORMING STUNTS



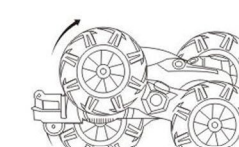

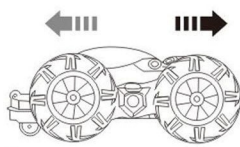
Press single joystick forward: forward



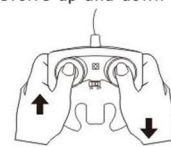

Press the sticks in opposite direction : full spin



Press both joysticks forward: forward
Press both joysticks backward: backward
with both side wheels revolve up and down



Press single joystick backward: spin with the side wheels revolve up and down



Press the sticks in opposite direction : full spin



SAFETY PRE-CAUTIONS

- Do not operate during thunderstorms or rain.
- Avoid water, sand or snow when operating your car.
- Do not submerge car or controller in water.
- Never operate your car on the street or highway.
- Adult supervision is recommended when operating this car.
- Remove all batteries when not in use to avoid accidental operation.
- Never operate your car in a confined or crowded area, and do not use people or animals as obstacles.
- Do not run your car into furniture, objects or hard surfaces, as this will cause damage to both the objects and the car.
- Keep fingers, hair and loose clothing away from this tires, gears and motor while the car is switched to "ON".
- Do not leave car or controller near sources of heat or under direct sunlight for long periods of time.
- Do not leave car or controller outdoors overnight. Dampness is harmful to interior components.

The user is cautioned that changes or modifications not expressly approved by the party responsible for compliance could void the user's authority to operate the equipment

Note: This equipment has been tested and found to comply with the limits for a Class B digital device, pursuant to part 15 of the FCC Rules. These limits are designed to provide reasonable protection against harmful interference in a residential installation. This equipment generates, uses and can radiate radio frequency energy and, if not installed and used in accordance with the instructions, may cause harmful interference to radio communications. However, there is no guarantee that interference will not occur in a particular installation. If this equipment does cause harmful interference to radio or television reception, which can be determined by turning the equipment off and on, the user is encouraged to try to correct the interference by one or more of the following measures:

- Reorient or relocate the receiving antenna.
- Increase the separation between the equipment and receiver.
- Connect the equipment into an outlet on a circuit different from that to which the receiver is connected.
- Consult the dealer or an experienced radio/TV technician for help.

This device complies with Part 15 of the FCC Rules. Operation is subject to the following two conditions: (1) this device may not cause harmful interference, and (2) this device must accept any interference received, including interference that may cause undesired operation.