

# Catalog

<b>1 ATTENTION.....</b>	<b>2</b>
<b>2 PRODUCT DESCRIPTION .....</b>	<b>7</b>
2.1 BRIEF INTRODUCTION .....	7
2.2 TABLET PC INTRODUCTION .....	8
2.3 OPEN THE BOX AND CHECK.....	9
<b>3 BASIC INFORMATION .....</b>	<b>10</b>
3.1 SYSTEM STATUS INSTRUCT .....	10
3.2 SCREEN.....	10
3.3 WIRELESS INTERNET & NETWORK .....	10
<b>APPENDIX A: SPEC .....</b>	<b>11</b>

## Attention

### Respect users,

Thank you for your purchase and use of our products. For your security and interests , read the product instructions and all the attached data before using it. If you do not operate the product in accordance with product instructions, resulting in any personal injury, property or other losses, the company will not be responsible for that.

### About the product instructions (hereinafter referred “instructions”)

- ◆ Copyright of instructions belongs to our company;
- ◆ Mentioned trademarks, type size in the instructions belongs to their respective owners;
- ◆ If the content of instructions is inconsistent with the actual products, whichever are actual products.

## FCC Statement

This equipment has been tested and found to comply with the limits for a Class B digital device, pursuant to Part 15 of the FCC Rules. These limits are designed to provide reasonable protection against harmful interference in a residential installation. This equipment generates uses and can radiate radio frequency energy and, if not installed and used in accordance with the instructions, may cause harmful interference to radio communications. However, there is no guarantee that interference will not occur in a particular installation. If this equipment does cause harmful interference to radio or television reception, which can be determined by turning the equipment off and on, the user is encouraged to try to correct the interference by one or more of the following measures:

- Reorient or relocate the receiving antenna.
- Increase the separation between the equipment and receiver.
- Connect the equipment into an outlet on a circuit different from that to which the receiver is connected.
- Consult the dealer or an experienced radio/TV technician for help.

### Information to user.

Any Changes or modifications not expressly approved by the party responsible for compliance could void the user's authority to operate the equipment.

### Labelling requirements.

This device complies with part 15 of the FCC Rules. Operation is subject to the following two conditions: (1) This device may not cause harmful interference, and (2) this device must accept any interference received, including interference that may cause undesired operation.

## 1 Attention

### 1.1 Special tips

In order to make you pay reasonable attention on certain note, please see the following notice:

- 【DANGER】 -- Attention! High danger
- 【WARNING】 -- Attention! Medium danger
- 【ATTENTION】 -- Attention! Danger!
- 【FORBIDDEN】 -- Do not do this dangerous operation
- 【REMIND】 -- Take care

The security information provided in this chapter is not the whole. For safe reason, please pay enough attention to all security information wherever it was marked, as well as other instruction in this manual.

## 1.2 Important tips of using tablet PC

### 1. LCD maintenance:

Don't put any heavy goods on the screen

Please make sure that you haven't put too many things in the bag or besides the device when using suitcase or backpack

Don't grasp, twist or impact the surface of the LCD

Don't put LCD in environment beyond 55 degrees or less than minus 20degrees

Don't use the LCD in the environment beyond 40 degrees or humidity over 90%

Don't expose LCD in the direct sunlight or strong fluorescent

Please don't use corrosive cleaning agent to clean LCD to avoid any damage.

2. Please don't take the case apart when the system is working or data would be damaged, even lost. Please copy those important files by yourself timely, especially, before you decide to format the disks.

3. Resetting the tablet PC will delete all data on it, please backup first. Be sure your important data have backed up in other storage media, Data loss caused by no-backup the company will not assume responsibility.

4. Please use the power adapter according to the safe usage rules. Do not take the tablet PC and adapter apart.

5. Do please only use the power adapter we enclosed in the device package.

6. Make sure the computer work in normal environment, make sure computer away from the harsh environment (high-temperature, low temperature, high humidity) to ensure that the life of the computer.

7. Do not use MODEN, ADAPTER in lightning weather.

8. Do not pick-and-place Tablet PC with one hand or make it imbalance.

9. Only the authorized people of our agency can assemble or disassemble the device, please prevent the seal from any damage for after-sales service.

10. Against operate tablet PC incorrectly.

## 1.3 Attention

### Applicable group

【attention】

You'd better operate this device with the related basic common sense. Children only

can operate it besides adult.

## Working environment

### 【danger】

content	Available range
Storage & transportation temperature	-20°C to 55°C
power	5V $\overline{\text{---}}$ , 2A
working humidity	30% - 90%
working temperature	5°C - 35°C

### 【warning】

To avoid computer damaged by environment (humidity, dust, food, liquid, direct exposure in the sunlight ). It should be placed in ventilation, dry place.

To avoid magnetic interference and damage please keep away from other home appliances such as TV, air conditioner and so on.

Please don't splash liquids or other debris into the computer or it would cause the short circuit of other internal components and get electric shock or fire.

### 【attention】

Please make sure that the tablet PC has been placed under 10 degree or above for at least 2 hours, or when turning on, that would damage your data.

## Before usage

### 【warning】

After a transportation below 10 degree, please at least wait for 2 hours under normal temperature before your usage. And do not unfold the package during this period.

### 【attention】

Before using, please make sure the tablet PC connection, power supply and other matters all under the manual instruction.

## Move, Transportation,Storage

### 【attention】

Please be attention to lightly take and put when moving computer  
Computer should be put in the package case and put according to the package storage logo, also use close carton to carry .  
Please keep the package beyond children's touch.

### 【attention】

Do please change the battery under professional staffs' instruction; only use the battery

manufacturer recommends; appropriately dispose the used battery.

## 1.4 Important tips of using batteries

### **New battery:**

Please charge the battery only after completely used out.

### **Battery life:**

Improper use and maintenance may shorten battery life. Please make the battery used out and re-charged fully every time.

### **Save battery power :**

A. advanced power management

Your tablet PC has function of advanced intelligent power saving ,which could slow down CPU and surrounding parts speed .Using these functions would help save power

B. LCD brightness

LCD would consume a lot of power,you can save the power by reducing the brightness.

### **Q & A:**

#### **How to make the battery used out?**

Support the tablet PC via battery till it turns off automatically. Do not do it manually even there is any sound or notice for low power.

#### **How to charge completely?**

When the battery is charging, usually you must wait till the battery light displaying on the tablet shows it is completely charged, then the charger is full. **Please refer to the power instruct of this handbook for detail information.**

#### **How to maintain battery?**

At least every 30days or after incomplete discharging every 20 times ,then do one completely charge or discharge.

### **Special attention:**

This battery is only for this tablet PC

If changing improper battery type, this may be in danger of explosion .It is only allowed to use the same model of factory battery or same grade of battery type recommended and admitted by factory to change.

Please don't dismantle battery.

Please don't expose battery in fire or water.

To prevent fire ,burning or battery broken, please don't let the battery pole touch metal

goods.

Please be specially careful on handling broken or leakage battery. If you touch the battery fluid carelessly, please hurry to wash by soap and water. If you touch eyes, please wash them with water within 15 minutes and go to hospital as soon as possible.

If the environment temperature is pretty high ,please don't charge.  
Please don't expose the battery in high temperature when storage.

## **Power**

### **【danger】**

You should be accord to power plug and socket description to make sure power meets computer use requirement when you use the power, qualified power and good grounding connection is important guarantee for computer to run normally or it would bring serious results.

### **【danger】**

If using products during thunderstorm, this may be harmful to computer, even yourself and other property safety .So don't use computer in thunderstorm weather and cut off phone line ,net line ,power line and other possible electrical conductor connecting outside world .Don't plug these cables when thunder.

### **【warning】**

Don't try to plug the 110V power line in the 220V power and also don't change voltage selector switch of machine power. Any change may lead to person damage or equipment broken.

### **【attention】**

Check carefully AC power line the machine provide randomly ,if there is problem, please contact seller.

## **1.5 Safety tips**

1. Power outlet hole should be placed closed to equipment or place easily to be operated .When plugging the power line,avoid direct way of pulling out .Be sure to pull from the plug to ensure safety and be aware of electric shock.Please don't open power adapter.
2. Please don't put the goods closed to the water.
3. When installing ,Please put the goods in the stable structure.The goods may drop because of not stable place and lead to serious damage .
4. Please don't put the cable of the products in the place of people coming and going to

avoid bad step on electric wires .Please don't put any goods on the electrical line.

5. Please follow all warning information and label on the goods.
6. If you don't plan to use the goods for long time ,please pull the power plug to avoid damage from short-term excessive voltage
7. Please don't spread any liquid on the goods .This action may cause risk of fire or electric shock.
8. If any following situation happens ,please hand to professional people to serve
  - a. When electric line or plug has been damaged or worn
  - b. Liquid is spread on the goods
  - c. The goods has been subjected to rain or spilled water
  - d. When you have run as instruction and this products is not operated normally
  - e. If the goods dropped ever or shell has been damaged
  - f. If the goods appear obvious damage
9. The use of the goods and storage temperature refer to attached product specification. Don't to use and memorize than the stated temperature. This may lead to products permanent damage.
10. Please don't use power adapter next to water or other liquid place .Don't spill liquid on the power adapter

**Notice: All pictures of the handbook are schematic for reference only .Details are subject to actual goods.**

## 2 product description

### 2.1 brief introduction

- Product name: YourWelcome Tablet PC
- Serial and model: YW200

### **Clear LCD**

The Tablet-PC should have LCD display of LED backlight. This would bring clear and bright colorful characters and pictures.

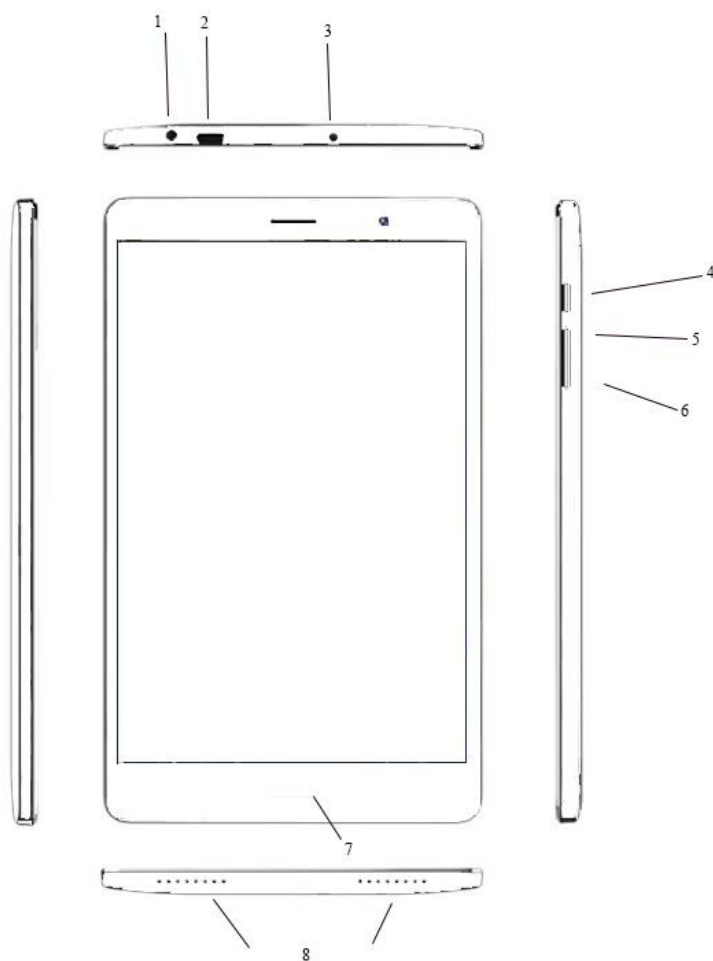
### **Communication feature**

- 1.The Tablet-PC prepares wireless internet solution of 802.11b/g/n.
- 2.The Tablet-PC can built in Bluetooth module.

## **2.2 tablet PC introduction**

**(Note: Following are schematic diagram and subject to actual goods )**





1. Earphone Jack  
4. Power On/Off  
7. Home

2. Type C Charging Hole  
5. Volume +  
8. Dual Box Speakers

3. DC Charging Hole  
6. Volume -

### **SPECIAL NOTICE**

**Do not hit LCD screen with any hard object for protect LCD screen.  
Do not use any corrosive detergent in case of damage screen, Only  
designated LCD cleanser can be used for screen cleaning and  
maintenance.**





## **2.3 Open the box and check**

Normally you would find following components(please refer to packing list for details)

1. Tablet PC
2. Power Charger
3. User manual

### 3 Basic information

#### 3.1 System status indicator

LED Graphic symbol	content	Operating and Radio Frequency
	Power on/off	/
	The battery is under charging when system is charged by battery. 100% means battery is fully charged	/
	WIFI means wireless internet now has been connected	2.4GHZ, 20dBm(Maximum)
	Bluetooth show that the Bluetooth opened	2.4GHZ, 8dBm(Maximum)

#### 3.2 Screen

To make your eyes comfortably, we adopt Full HD screen for the tablet PC. It support high resolution true color, can bring you extraordinary visual. Further more, there is high-sensitivity touch screen.

#### Please follow below rules for extending the life of display

1. Set LCD brightness as lowest comfortable brightness
  2. Please add a external LCD and close laptop screen when using on desk
- 【attention】 To extend your battery life ,please adjust brightness to the lowest on premise of watching comfortable for saving power.

#### Open / close **wireless internet & network**

Your computer built in wireless network function, please add or choose the network while using it.

## Appendix A: Product Spec.

**CPU:** MTK6737

**Display:** 8" IPS LCD panel Touch Screen (1920\*1200)

**RAM:** DDR3 2GB

**PC camera:** Front 2.0 Rear 5.0Mega Pixels

**I/O port:** 1 Earphone hole;

1 Type C port;

1 DC-IN port

**Wi-Fi:** IEEE 802.11b/g/n

**Notice:** For the quick update of product configure., pleas forgive us not advising you if any change of the configure. It depends on the real products consumers purchased.

## Warranty cards (CLIENT STUB)

**NAME:** \_\_\_\_\_ (Mr./Miss)

**ADDRESS:** \_\_\_\_\_

**Zip Code:** \_\_\_\_\_ **TEL:** \_\_\_\_\_

**PRODUCT MODEL:** \_\_\_\_\_

**INVOICE NO. :** \_\_\_\_\_

**PURCHASE DATE:** \_\_\_\_\_

**PURCHASE ADDRESS:** \_\_\_\_\_

**TEL:** \_\_\_\_\_

**SIGNATURE:**

**Attention:** Please keep the warranty card and receipt.  
(The Company reserves the final authority to interpret the warranty card)