



T20 Smart Bracelet

Instruction Manual

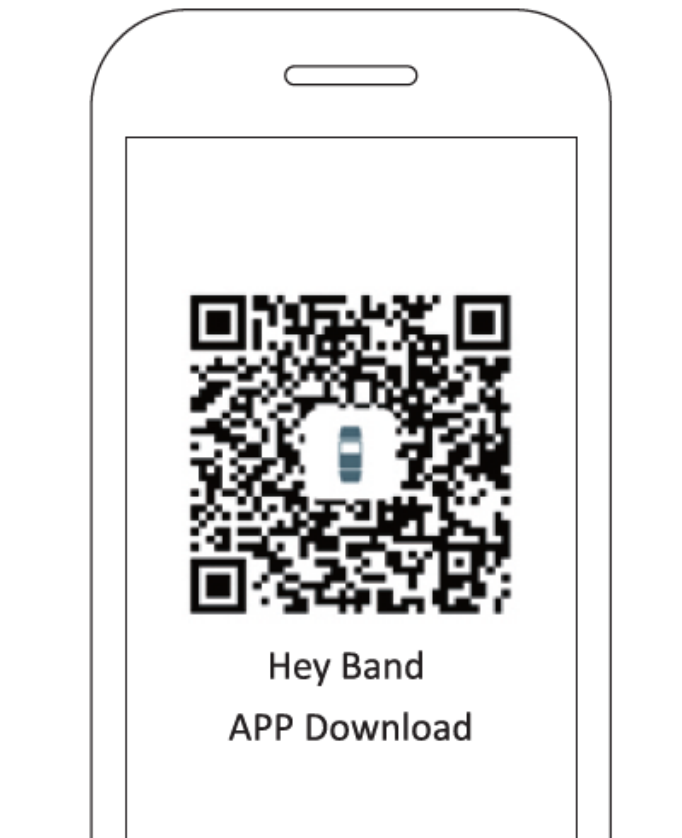


1. APP Download

Scan the QR code to download the app “Hey Band”, or search “Hey Band” in APP Store.

Applicable Models:

iOS- iPhone 4S and above / Android- 4.4 and above

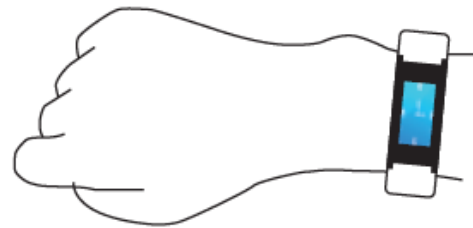
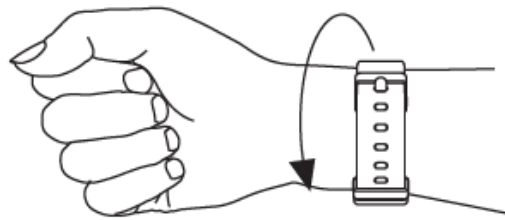
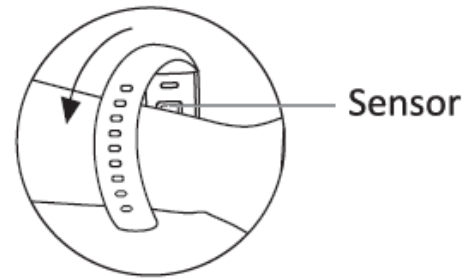
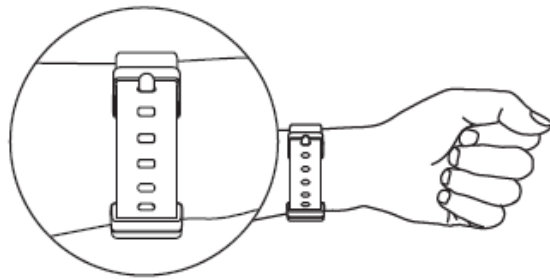


2. Appearance Description



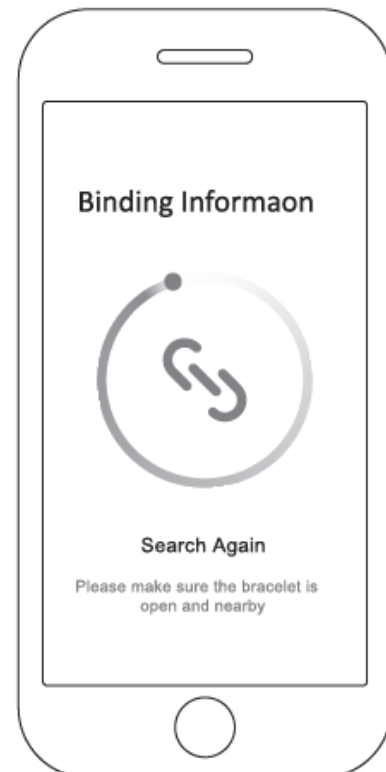
3. Wear

- a. Take out the band, adjust the band to a suitable size and buckle up.
- b. Ensure the sensor against your skin tightly to avoid the sensor moving.
- c. Support raise to wake.



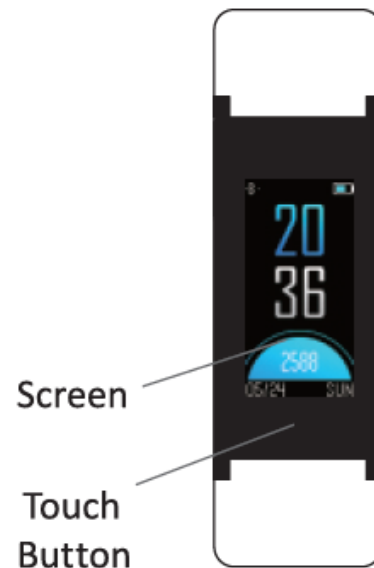
4. Connetion

Downloaded the app, turn on Bluetooth on your phone, open "Connect Device" interface, click "Binding Management", select the search result to complete binding process.



5. Operaon

- Long press the touch buon under the screen to power on when using the band in the first time.
- Switch menu by single click the touch key.
- Long press to start related func - on in heart rate, blood pressure, camera control interface.



6. Display

When wake the band up, short press the botton can turn into the menu, long press to start monitoring in heart rate, blood pressure, camera con trol interface. Steps, calories burned, distance (km), sleep funcon will record automacally, no other operaons required. The home page has 3 styles as shown, change it in APP Device

>> Display page.



Home



Heart Rate



Blood Pressure



Blood oxygen



Fague



Steps



Calories



Distance



Sleep



One-Touch
Physical Test



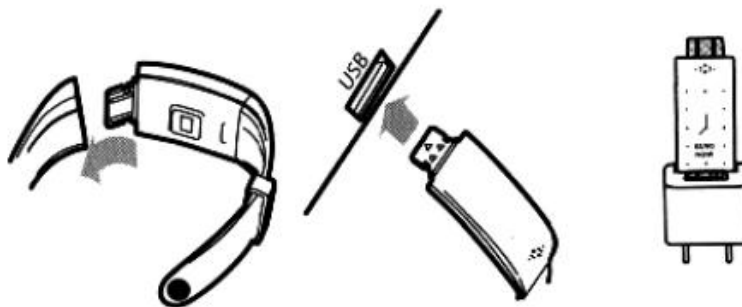
Call



Alarm

7. Charge

- Straight hand ring charging ultra-portable design, unplug the wristband simply, you can charge directly on any computer and USB interface charger.
- Open the "wireless" charging era.



8. Basic Parameter

Standby power consumption: standby 14 days, normal use 5 days (110mAh battery)

Bluetooth type: Bluetooth 4.0

Font promotion categories: Multi-language font

Support APP: Hey Band

Charging voltage: 5.0V

Charge current: 75MA

Bracelet Information Language Support: Simplified Chinese, Traditional Chinese, English, Japanese, Korean, Spanish, German, Italian, French, Greek, Turkish, Russian, Dutch, Portuguese

Mobile system requirements: iPhone 4S / 5 / 5S / 5C / 6/6 Plus / 6s / 6s plus / SE / 7/7 plus compatible with iOS 8.0 and above; Android 4.4 and above compatible with Bluetooth 4.0 Android smart phone

Sports record: pedometer, exercise time, exercise mileage, calorie consumption, sleep monitoring, save 30 days of exercise / sleep data

Health monitoring: real-time heart rate measurement (dynamic, static), blood pressure measurement (set time blood pressure measurement), oximetry, fatigue monitoring

Intelligent reminder: Custom alarm reminder, water remind, sedentary reminder, call reminder, call reject, push information (SMS / QQ / WeChat / Skype / Facebook / Twitter / Line / WhatsApp), anti-lost reminder

Other features: turn wrist bright screen, a key physical examination, time display, remote photography, do not disturb mode settings, find the bracelet, WeChat sports, Style, bracelet refused to answer the phone, support APP air upgrade

FCC Statement

This equipment has been tested and found to comply with the limits for a Class B digital device, pursuant to Part 15 of the FCC Rules. These limits are designed to provide reasonable protection against harmful interference in a residential installation. This equipment generates uses and can radiate radio frequency energy and, if not installed and used in accordance with the instructions, may cause harmful interference to radio communications. However, there is no guarantee that interference will not occur in a particular installation. If this equipment does cause harmful interference to radio or television reception, which can be determined by turning the equipment off and on, the user is encouraged to try to correct the interference by one or more of the following measures:

- Reorient or relocate the receiving antenna.
- Increase the separation between the equipment and receiver.
- Connect the equipment into an outlet on a circuit different from that to which the receiver is connected.
- Consult the dealer or an experienced radio/TV technician for help.

This device complies with part 15 of the FCC Rules. Operation is subject to the following two conditions:(1) This device may not cause harmful interference, and (2) this device must accept any interference received, including interference that may cause undesired operation.

Changes or modifications not expressly approved by the party responsible for compliance could void the user's authority to operate the equipment.