

©2013 Yulong Computer Telecommunication Scientific (Shenzhen) Co., Ltd. All rights reserved. Coolpad is the registered trademark of Yulong Computer Telecommunication Scientific (Shenzhen) Co., Ltd. All other trademarks belong to their respective owners. No portion of this User Guide may be reproduced, distributed, translated or transmitted in any form or by any means, electronic or mechanical, including photocopy, recording, or any information storage and retrieval system, without prior permission in writing from Yulong Computer Telecommunication Scientific (Shenzhen) Co., Ltd.

| | | |
|------------------------------------|-----------|--|
| Table of Contents | | |
| USER GUIDE | 1 | |
| YOUR PHONE | 1 | |
| FUNCTIONS OF KEYS | 2 | |
| REAR COVER AND BATTERY..... | 4 | |
| REMOVAL OF REAR COVER | 4 | |
| REMOVAL OF BATTERY | 4 | |
| SIM AND SD CARDS | 5 | |
| BASIC OPERATIONS | 7 | |
| POWER ON/OFF | 7 | |
| DESKTOP | 7 | |
| CONTACT BOOK | 7 | |
| WRITE SMS/MMS..... | 8 | |
| DIAL PAD | 9 | |
| BROWSER | 10 | |
| NOTEPAD | 11 | |
| ALARM TIME | 11 | |
| CALENDAR | 11 | |
| EMAIL | 12 | |
| MUSIC | 12 | |
| GALLERY | 12 | |

| | | | |
|-----------------------------|----|----------------------------------|----|
| SOUND RECORDER | 12 | TECHNICAL DATA | 16 |
| CAMERA | 12 | LIST OF ACCESSORIES | 18 |
| SETTINGS | 13 | DECLARATION OF HAZARDOUS | |
| CALL SETTINGS..... | 13 | SUBSTANCES | 19 |
| WI-FI..... | 13 | IMPORTANT HEALTH | |
| BLUETOOTH..... | 14 | INFORMATION AND SAFETY | |
| MORE..... | 15 | PRECAUTIONS | 21 |
| SOUND..... | 15 | PREVENTION OF HEARING LOSS | 25 |
| DISPLAY | 15 | TIA SAFETY INFORMATION | 42 |
| STORAGE..... | 15 | FDA CONSUMER UPDATE..... | 60 |
| APPLICATION..... | 15 | TEN DRIVER SAFETY TIPS..... | 75 |
| ACCOUNT..... | 15 | CONSUMER INFORMATION ON SAR | |
| SECURITY | 15 | (SPECIFIC ABSORPTION RATE)..... | 80 |
| CALCULATOR | 16 | STANDARD LIMITED WARRANTY | 92 |

User Guide

Thank you for purchasing Coolpad mobile phone! Before proceeding any further, you are required by Coolpad to comply with the following instructions:

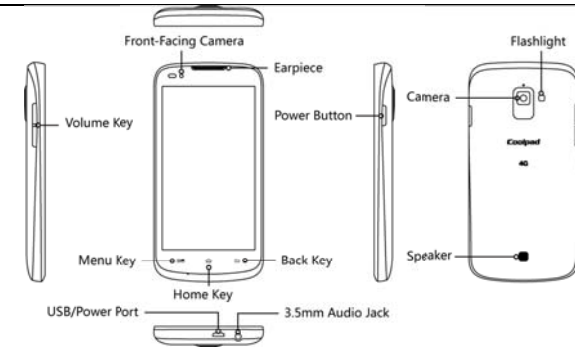
Before operating the new phone, please read carefully this User Guide, especially the contents about security.

The contents of this User Guide are subject to change from the product or the service of the vendor or the carrier without prior notice.

The features and functions of applications may vary between countries, regions or hardware specifications. Coolpad is not responsible for any functional problems caused by third-party applications.

Coolpad is not responsible for any functional or compatibility-related problems caused by any editing of user registration settings.

Your Phone



Functions of Keys

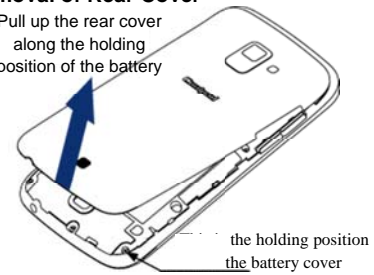
| Keys | Functions |
|------|-----------|
|------|-----------|

| | |
|--------------------------|--|
| Menu Key | Touch the option interface to make the menu pop up. |
| Home Key | Application interface returns to the desktop. |
| Back Key | Back to the previous interface |
| Volume Key | Adjust the volume of calls, ringtone, music and videos. |
| Power/Screen Lock Key | Short press in the normal stage to turn off the background light; short press in dormant state to wake the phone; long press to turn on/off the power. |

Note: Touch Screen Menu, Home and Back are touch keys!

Rear Cover and Battery
Removal of Rear Cover

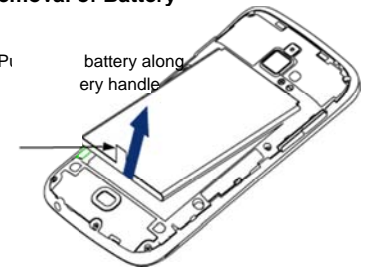
Pull up the rear cover
along the holding
position of the battery



1. Hold tightly one side of the phone with one hand;
2. Pull up the rear cover with the other hand.

Removal of Battery

Pull up the battery along
every handle



1. Hold tightly one side of the phone with one hand;
 2. Pull up the battery with the other hand.
- Note:** You must turn off your phone before replacing or removing the battery.

Battery Charging

1. Connect the end of the battery charging data line that corresponds to the phone to the I/O port of the phone;
2. Connect the other end of the battery charging data line to the travel charger and then connect the charger with a power socket;
3. You can also use a seat charger to charge your phone battery. After finishing battery charging, please unplug the charger from the power socket; if the battery is not used for a long period of time, its power will be gradually lost and the battery has to be recharged for the phone to be started and used normally.

Prompt:

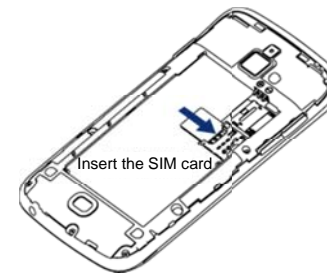
1. The battery icon in the tray shows power information;
2. If the phone is power on when the battery is charged, the battery icon in the tray will show the charging state; if the phone is power off when the battery is charged, the phone screen will show a battery charging icon;
3. When the battery is out of power, the phone will be turned off automatically. The battery has to be charged.

SIM and SD Cards

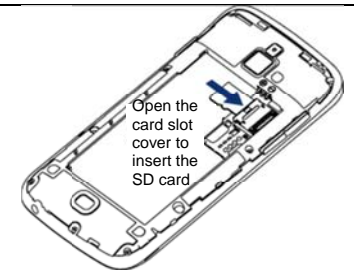
You can operate your phone for some functions even if there is not an SIM card, but you have to have an SIM card to use its network and communication functions. This

Coolpad 酷派

phone is a LTE 4G phone and can be used with the corresponding SIM card.



Coolpad 801E



Note:

1. Please take good care of your SIM card. You must not bend or scratch the card, expose it to static electricity, or soak it in water;

2. Please install the Micro SD card and SIM card in the correct direction to avoid damaging the cards or your phone;
3. Before installing the Micro SD card, please push ahead the card slot to open the card slot and then insert the Micro SD.

Basic Operations

Power On/Off

1. When the phone is power off, long press the power key to turn on the phone;
2. When the phone is power on, long press the power key to make the menu pop up, and then select "Power Off" to turn off the phone.

Desktop

You can conveniently view relevant applications on the desktop. Slide left or right to turn pages. Press the Menu key to perform relevant management and setting operations.

Contact Book

The Contact Book saves contact information including contact name, number, and Email address and supports various communication operations.

Basic Operations

You can use the Contact Book to conveniently view, add and manage contact information, which can be synchronized with your computer.

Search Contacts

Click the "Search" Button on the Contact List interface, type the search characters in the search box, and the system will automatically show the matching results.

New Contact

1. Click the "Add Contact" button on the Contact List interface and select the storage location of the new contact;
2. Type the contact information on the Edit Contact interface and save the new contact in the contact list.

View and Edit Contacts

Enter the Contact Information interface.

1. You can view or edit the contact information;
2. Click the Menu and select "Edit Contact" to enter the Edit interface, where you can

edit relevant information before clicking "Save".

Information**Write SMS/MMS**

1. Click the message icon to enter the main message interface, and then click "New Message" to create a message. Type the recipient number in the recipient field or click the "Recipient" icon to choose the recipient from relevant applications;
2. Type the content of the message in the content field;
3. Click "Send" to send the message, which will be automatically saved in the conversation; if you click "Back", the message will be automatically saved as

- a draft;
4. Choose "Attachment" to add a photo, audio, video or other file as an attachment;
 5. Click "Send" to send the message as a MMS message or "Back" to have the MMS message automatically saved.

Search

Click the "Search" button on the Message interface to search information.

Settings

1. Click Menu on the Message interface and select "settings" from the pop-up menu;
2. You can edit the settings of storage, SMS, MMS, notification, signature, sending and statistics.

Dial Pad

You can dial a call in different methods through the dial pad, contact book or call history. Here only the dialing method through the dial pad is introduced. For the operations through other applications, please refer to the corresponding parts.

Type the number in the dial pad and then click "Dial Out" to have the corresponding dial-out operations.

Functions during a call

The functions available on the call interface include "Mute", in which mode you can hear the other person but cannot be heard; "Hands-free"; "+", which adds a new call; "Keypad"; "Blue-tooth", which switches on/off the Blue-tooth if the phone is connected to a

Bluetooth earphone; and "Hang Up".

Answer Calls

Normally, when a call is coming, you just need to slide the unlock button right to the blue answering button to answer the call.

Call History

Click the "Call History" button on the Dial Pad interface, and you can view the history of outbound and inbound calls.

Basic Operations

1. Click a call history record to view detailed information about the record.
2. Click the "Send Message" button to send a message to the existing number, or "Dial" to dial the number, or "Add to Contacts"

to add the number to the contact book.

Delete Call History

On the Call History interface, click Menu, and select "Clear Call History" from the pop-up menu to clear all contents of the call history.

Browser

Using the Browser function, you can browse news, search online resources, and get online entertainment service, etc. Before using the Internet, you need to set your data account and network configurations.

Note: Before accessing the Internet, please make sure that your Internet Service Provider provides and you have subscribed to the service.

Please consult your Internet Service Provider for details.

Notepad

You can use the Notepad to keep daily notes.

Alarm Time

With this function, you can set alarms, alarming methods, recurrence, etc.

Calendar

The calendar includes calendar and schedule functions. On the Calendar interface, Gregorian date information of the current month is displayed.

Schedule

The Schedule function helps you arrange and plan what you are going to do by reminding you of it at the preset time.

The Schedule can be viewed by day, week or month.

New Schedule

1. Click "New" in any mode of view;
2. Select or type appropriate information in the various schedule fields and then click "Save".

Edit Schedule

On the Schedule Detail interface, click "Edit" to edit the corresponding items and then click "Save".

Delete Schedule

On the Schedule Detail interface, click "Delete" and confirm it to delete the Schedule entry.

Email

With this phone, you can receive, read, create and manage Emails.

Before using Email, you must have an Email account which can be applied from an Email service provider.

New Account

You need to create an Email account to use the powerful Email functions.

Music

Click to enter the Music interface, where you can select songs from the local storage, create playlists and view the songs by album or artist. Operations including Pause/Play, Previous/Next, volume control, and play order are supported.

Gallery

Click to enter the Gallery, where you can view and manage pictures and videos.

Sound Recorder

This phone supports sound recording. You can record sounds and play or delete sound files.

Camera

This phone supports photo and video shooting.

Photo-taking

You can configure your camera such as its white balance. After completing the camera settings, you can take photos with it by pointing the lens to an object and pressing "Take". Click Thumbnail to enter the Gallery, where you can delete, share or manage the pictures.

Video-recording

After configuring your video camera, you can create a video by pointing the lens to an object and pressing "Start". The recording process will show duration. Click "Stop" to stop video recording. Click Thumbnail to enter the Video interface, where you can delete, share and play the existing videos.

Settings

In Settings, you can configure common functions such as Profile and Network Connection, and you can also set language and input method and view system information.

Call Settings**Frequently-used Settings**

You can configure call settings such as ringtone and call forwarding.

Call Forwarding

You can forward an incoming call to another number.

Note: Please consult your Internet Service Provider for details.

Wi-Fi

You can access the Internet rapidly via Wi-Fi and download relevant data.

1. Enable Wi-Fi to scan available services. If Wi-Fi is already enabled, you need to start a manual scan to find available Wi-Fi services.
2. Click one of the available services listed to connect;
3. If prompted, enter the password and then click to connect.

Prompt:

1. To save battery power, please turn off Wi-Fi when it is not needed.
2. If you are in an area covered by a wireless network and your phone's Wi-Fi is enabled, your phone will be automatically connected to the previously used available Wi-Fi network.

Bluetooth

Bluetooth is a short-range wireless communication technology which supports data exchange within approximately ten meters. The effective range may be shorter if there is obstruction between the communicating devices.

1. Enable Bluetooth to scan available devices. If Bluetooth is already enabled, you need to start a manual scan to find available devices.
2. Click to search devices for connection;

3. If prompted, type matching password to establish connection with the device.

Prompt: You can set your device' to decide whether it can be scanned or not by another Bluetooth device.

More

In wireless and Mobile networks, you can configure network sharing and other settings, and you can also enable the Flight Mode directly.

Sound

You can configure prompt sounds and other related operations.

Display

You can set your phone's display brightness, standby time, wallpaper, etc.

Storage

You can view the total capacity and free space of the storage device and manage the SD card.

Application

In Application, you can manage or delete existing applications; you can also view and control running applications.

Account

You can change the settings of automatic synchronization and manage the accounts for synchronization.

Security

You can protect your phone through various methods, including screen saver, credential storage and device management.

Calculator

This phone provides calculator function, which enables you to perform the four basic arithmetic operations and some advanced operations.

Technical Data

Coolpad 酷派

Coolpad 801E

| Specifications | | |
|--------------------------|--|------------|
| Dimensions | 133 mm×66.5 mm×11 mm | |
| Style | Candy Bar | |
| Antenna | Built-in | |
| SIM Card | Micro SIM | |
| Network Mode | CDMA (EVDO) + LTE | |
| Camera | Front camera: 300,000 pixels; rear camera: 5 megapixel | |
| Earphone Jack | American Standard Earphone Jack | |
| Screen Parameters | | |
| Type | Dimensions | Resolution |
| QHD | 4.5 inches | 960*540 |

Coolpad 酷派

Coolpad 801E

| Accessories | | |
|-------------|-----------------|--|
| Battery | Battery Name | Lithium Ion Polymer Rechargeable Battery |
| | Rated Capacity | 1800mAh |
| | Nominal Voltage | 3.7V |

Prompt: The battery capacity changes with battery upgrade.

List of Accessories

| No. | Name | Quantity | No. | Name | Quantity |
|-----|------|----------|-----|------|----------|
|-----|------|----------|-----|------|----------|

Coolpad 酷派


Coolpad 801E

| | | | | | |
|---|----------------|---|---|-----------------------|---|
| 1 | Phone | 1 | 4 | USB Charger Data Line | 1 |
| 2 | Battery | 1 | 5 | Micro SD Card | 1 |
| 3 | Travel Charger | 1 | | | |

Prompt: The items of the accessories are as per the final transaction. Please inquire the dealer for details.

Declaration of Hazardous Substances

| | |
|------------|---|
| Parts Name | Toxic or hazardous substances or elements |
|------------|---|

| | Plumbum (Pb) | Mercury (Hg) | Cadmium (Cd) | Chromium VI (Cr(VI)) | Polybrominated Biphenyls (PBB) | Polybrominated Diphenyl Ethers (PBDE) |
|--|--------------|--------------|--------------|----------------------|--------------------------------|---------------------------------------|
| PCB Board and Accessories | × | ○ | ○ | ○ | ○ | ○ |
| Plastics | ○ | ○ | ○ | ○ | ○ | ○ |
| Metals | × | ○ | ○ | ○ | ○ | ○ |
| Battery | × | ○ | ○ | ○ | ○ | ○ |
| Other | × | ○ | ○ | ○ | ○ | ○ |
| ○: indicates that the content of the toxic or hazardous substance in all homogeneous materials is within the limit the SJ/T11363-2006 standard. | | | | | | |
| ×: indicates that the content of the toxic or hazardous substance in some homogeneous material exceeds the limit the SJ/T11363-2006 standard. | | | | | | |
|  The Environmentally Friendly Use Period of this product is 20 years, as shown by the symbol on the left. The Environmentally Friendly Use Period of replaceable parts such as battery may be different from that of the product. The Environmentally Friendly Use Period is valid only when the product is operated under the | | | | | | |

conditions defined in this User Guide.

IMPORTANT HEALTH INFORMATION AND SAFETY PRECAUTIONS

When using this product, the safety precautions below must be taken to avoid possible legal liabilities and damages. Retain and follow all product safety and operating instructions.

Observe all warnings in the product operating instructions. To reduce the risk of bodily injury, electric shock, fire and damage to the equipment, observe the following precautions.

SAFETY PRECAUTIONS FOR PROPER GROUNDING INSTALLATION

CAUTION: Connecting to improperly grounded equipment can result in an electric shock to either you or your device. This product is equipped with a USB Cable for connecting to a desktop or notebook computer. Be sure your computer is properly grounded before connecting this product to the computer. The power supply cord of a desktop or notebook computer has an equipment-grounding conductor and a grounding plug. The plug must be plugged into an appropriate outlet which is

properly installed and grounded in accordance with all local codes and ordinances.

SAFETY PRECAUTIONS FOR POWER SUPPLY UNIT

Use the correct external power source. A product should be operated only from the type of power source indicated on the electrical ratings label. If you are not sure of the type of power source required, consult your authorized service provider or local power company. For a product that operates from battery power or other sources, refer to the operating instructions that are included with the product.

ELECTRICAL SAFETY

This product is intended for use when supplied with power from the designated battery or power supply unit. Other usage may be dangerous and will invalidate any approval given to this product.

Handle battery packs carefully. This product contains a Li-ion battery. There is a risk of fire and burns if the battery pack is handled improperly. Do not attempt to open or service the battery pack. Do not disassemble, crush, puncture, short external contacts or circuits, dispose of in fire or water, or

expose a battery pack to temperatures higher than 60°C (140°F).

NOTE: Danger of explosion if battery is incorrectly replaced. To reduce risk of fire or burns, do not disassemble, crush, puncture, short external contacts, expose to temperature above 60°C (140°F), or dispose of in fire or water. Replace only with specified batteries. Recycle or dispose of used batteries according to all applicable local regulations, or in accordance with the instructions in the reference guide.

Take these other precautions:

1. Keep the battery or device dry and away from water or any liquid as it may cause a short circuit.
2. The phone should be connected only to products that bear the USB-IF logo or have completed the USB-IF compliance program.
3. Keep metal objects away so they don't come in contact with the battery or its connectors as it may lead to short circuit during operation.

4. Always keep the battery out of the reach of babies and small children, to avoid swallowing of the battery. Consult a doctor immediately if the battery is swallowed.
5. Do not use a battery that appears damaged, deformed, or discolored, or one that has any rust on its casing, overheats, or emits a foul odor.
6. Use of an unqualified battery or charger may present a risk of fire, explosion, leakage or other hazard.
7. Only use the battery with a charging system that has been qualified with the system per this standard: IEEE-Std-1725-200x.
8. Use of an unqualified battery may present a risk of fire, explosion, leakage or other hazard.
9. Replace the battery only with another battery that has been qualified with the system per this standard: IEEE-Std-1725-200x.
10. Avoid dropping the phone or battery. If the phone or battery is dropped, especially on a hard

surface, and the user suspects damage, take it to a service center for inspection.

11. If the battery leaks: Do not allow the leaking fluid to come in contact with eyes. If contact occurs, DO NOT rub; rinse with clean water immediately and seek medical advice. Do not allow the leaking fluid to come in contact with skin or clothing. If contact occurs, flush the affected area immediately with clean water and seek medical advice. Take other precautions to keep a leaking battery away from fire as there is a danger of ignition or explosion.

PREVENTION OF HEARING LOSS

CAUTION: Permanent hearing loss may occur if earphones or headphones are used at high volume for prolonged periods of time.

SAFETY PRECAUTIONS FOR DIRECT SUNLIGHT

Keep this product away from excessive moisture and extreme temperatures. Do not leave the product or its battery inside a vehicle or in places where the temperature may exceed 60°C (140°F), such as on

a car dashboard, window sill, or behind glass that is exposed to direct sunlight or strong ultraviolet light for extended periods of time. This may damage the product, overheat the battery, or pose a risk to the vehicle.

ENVIRONMENTAL RESTRICTIONS

Do not use this product in gas stations, fuel depots, chemical plants or where blasting operations are in progress, or in potentially explosive atmospheres such as fueling areas, fuel storehouses, below deck on boats, chemical plants, fuel or chemical transfer or storage facilities, and areas where the air contains chemicals or particles, such as grain, dust, or metal powders. Please be aware that sparks in such areas could cause an explosion or fire resulting in bodily injury or even death.

AIRCRAFT SAFETY

Due to the possible interference caused by this product to an aircraft's navigation system and its communications network, using this device's phone function on board an airplane is against the law in

most countries. If you want to use this device when use of other electronic devices is permitted on board an aircraft, you must switch to Airplane Mode, which turns off RF functions that could cause interference.

ROAD SAFETY

In many jurisdictions, vehicle operators are not permitted to use communication services with handheld devices while the vehicle is in motion, except in the case of emergency. In some countries, using hands-free devices as an alternative is allowed.

SAFETY PRECAUTIONS FOR RF EXPOSURE

1. Use of non-original, manufacturer-approved accessories may violate your local RF exposure guidelines and should be avoided.
2. Use only original, manufacturer-approved accessories when such accessories contain metal of any kind.

3. Avoid using your phone near strong electromagnetic sources, such as microwave ovens, sound speakers, TV and radio.
4. Avoid using your phone near metal structures (for example, the steel frame of a building).

EXPLOSIVE ATMOSPHERES

When in any area with a potentially explosive atmosphere or where flammable materials exist, the product should be turned off and the user should obey all signs and instructions. Sparks in such areas could cause an explosion or fire resulting in bodily injury or even death. Users are advised not to use the equipment at refueling points such as service or gas stations, and are reminded of the need to observe restrictions on the use of radio equipment in fuel depots, chemical plants, or where blasting operations are in progress. Areas with a potentially explosive atmosphere are often, but not always, clearly marked. These include fueling areas, below deck on boats, fuel or chemical transfer or storage facilities, and areas where the air contains chemicals or particles, such as grain, dust, or metal

powders.

INTERFERENCE WITH MEDICAL EQUIPMENT FUNCTIONS

This product may cause medical equipment to malfunction. The use of this device is prohibited in most hospitals and medical clinics. If you use any personal medical device(s), consult the manufacturer of your device(s) to determine if the device(s) are adequately shielded from external RF energy. Your physician may be able to assist you in obtaining this information. Turn your phone OFF in health care facilities when any regulations posted in these areas instruct you to do so. Hospitals or health care facilities may be using equipment that could be sensitive to external RF energy.

HEARING AIDS

Some digital wireless phones may interfere with some hearing aids. In the event of such interference, you may want to consult your service provider, or call the customer service line to discuss alternatives.

NON-IONIZING RADIATION

Your device has an internal antenna. This product should be operated in its normal-use position to ensure the radiative performance and safety from interference. As with other mobile radio transmitting equipment, users are advised that for satisfactory operation of the equipment and for personal safety, it is recommended that no part of the human body be allowed to come too close to the antenna during operation of the equipment.

Use only the supplied integral antenna. Use of unauthorized or modified antennas may impair call quality and damage the phone, causing loss of performance and SAR levels exceeding the recommended limits, as well as result in non-compliance with local regulatory requirements in your country. To assure optimal phone performance and ensure human exposure to RF energy is within the guidelines set forth in the relevant standards, always use your device only in its normal-use position.

Contact with the antenna area may impair call quality and cause your device to operate at a higher

power level than needed.

Avoiding contact with the antenna area when the phone is in use optimizes the antenna performance and the battery life.

BATTERY INFORMATION AND PRECAUTIONS

To assure product safety, there shall be precautions below.

! Danger

- Use dedicated chargers and follow the specified conditions when charging the cell.
- Use the cell only in the specified equipment.
- Do not heat or put the cell into the fire. Do not wet the cell.
- Do not use, leave cell close to fire or inside of a car where temperature may be above 60°C. Also do not charge /discharge in such conditions.
- Do not put or store cell together with metal articles such as necklaces, hairpins, coins, or screws.

- Do not short circuit the (+) and (-) terminals with metal conductors.
 - Do not place cell in a device with the (+) and (-) in a reverse way.
 - Do not penetrate cell with a sharp articles such as a needle.
 - Do not disassemble the cell.
 - Do not weld the cell directly.
 - Do not use a cell with serious scar or deformation.
 - Thoroughly read the user's manual before use, inaccurate handling of polymer lithium ion cell may results in heat, fire, explosion, damage or the capacity loss of the cell.
- ! Warning**
- Do not put cell into a heating vessel, washing machine or high-pressure container.
 - Do not use cell with primary batteries, or batteries of a different package, type, or brand.
 - Stop charging the cell if charging is not completed within the specified time.

-
- Stop using the cell if abnormal heat, odor, discoloration, deformation or abnormal condition is detected during use, charge, or storage.
 - Keep away from cell immediately when leakage or foul odor is detected.
 - Wash well with clean water immediately if liquid leaks onto your skin or clothes.
 - If liquid leaking from the cell gets into your eyes, do not rub your eyes. Wash them well with clean water and call physician immediately.
- ! Caution
- Store batteries out of reach of children so that they are not accidentally swallowed.
 - If younger children use the cell, their guardians should explain the proper handling.
 - Be sure to read the user's manual and cautions on handling thoroughly before using the cell.
 - Batteries have cycle life. Use one new cell, the same brand, to replace the old one, if work time of the equipment using cell as power sources becomes much shorter than the usual.

- Remove a cell from equipment immediately whose cycle life has expired.
- Remove it from the equipment and store in a place with low humidity and temperature if the cell is not used for an extended period.
- Keep it far away from articles or materials with static electric charges while the cell is charged, used or stored.
- Wipe with a dry clothe before using the cell if the terminals of the cell become dirty.

THE SAFETY INSTRUCTIONS OF TRAVEL CHARGER

Please read the following information carefully.

1. The maximum ambient temperature should not exceed 40°C.
2. The Ravel Charger shall be installed according to specification. The current of load and output power shall not exceed the following value:

Input: AC100-240V~ 50/60Hz 0.15A

Output: DC5V  1A

3. The ravel Charger shall be used for I.T. Equipment only.
4. For indoor use only.
5. Cleaning – Unplug this from the wall outlet before cleaning. Do not use liquid cleaners or aerosol cleaners to clean, but a dryer cloth is permitted.
6. Water and moisture – Do not use this product under moist environment.
7. Servicing – Do not attempt to service this product by yourself as opening or removing covers. It may expose you to dangerous voltage or other hazards. There is no service in it.
8. Unplug this apparatus during lighting storms or unused for a long time.
9. This Travel Charger is not intended to be repaired by service personal in case of failure or component defect.

FCC NOTICE AND CAUTIONS

This device and its accessories comply with Part 15 of FCC Rules.

Operation is subject to the following two conditions:

- (1) This device and its accessories may not cause harmful interference.
- (2) This device and its accessories must accept any interference received, including interference that may cause undesired operation.

Part 15.21 Statement:

Changes or modifications that are not expressly approved by the manufacturer could void the user's authority to operate the equipment.

Part of Statement 15.105:

This equipment has been tested and found to comply with the limits for a class B digital device,

pursuant to Part 15 of the FCC Rules. These limits are designed to provide reasonable protection against harmful interference in a residential installation. This equipment generates, uses, and can radiate radio frequency energy and, if not installed and used in accordance with the instructions, may cause harmful interference to radio communications. However, there is no guarantee that interference will not occur in a particular installation. If you experience interference with reception (e.g., television), determine if this equipment is causing the harmful interference by turning the equipment off and then back on to see if the interference is affected.

If necessary, try correcting the interference by one or more of the following measures:

- Reorient or relocate the receiving antenna.
- Increase the separation between the equipment and receiver.
- Connect the equipment into an outlet on a circuit different from that to which the receiver is

connected.

- Consult the dealer or an experienced radio/TV technician for help.

This device complies with Industry Canada license-exempt RSS standard(s). Operation is subject to the following two conditions:

- (1) this device may not cause interference, and
- (2) this device must accept any interference, including interference that may cause undesired operation of the device.

Cet appareil est conforme aux dispositions de la partie 15 des règles de la FCC et des normes CNR d'Industrie Canada sur les appareils radio exempts de licence. Son utilisation est assujettie aux deux conditions suivantes : (1) Cet appareil ne doit pas causer d'interférence nuisible; et (2) cet appareil doit accepter toute interférence reçue, y compris l'interférence qui pourrait causer un fonctionnement non désiré. Cet équipement a été testé et jugé conforme aux limites d'un appareil numérique de la Classe B, en vertu de la partie 15 des règles de la FCC et de la NMB-003 canadienne. Ces limites sont conçues pour fournir une protection raisonnable contre l'interférence nuisible dans une

installation résidentielle. Cet équipement génère, utilise et peut émettre de l'énergie radiofréquence et, s'il n'est pas installé et utilisé conformément aux instructions, peut causer une interférence nuisible aux communications radio. Toutefois, il n'est pas garanti que l'interférence ne se produira pas dans une installation particulière. Si cet équipement cause une interférence nuisible à la réception radio ou de programmes de télévision, laquelle peut être déterminée en éteignant et en allumant l'équipement, l'utilisateur est encouragé à essayer de corriger l'interférence par l'une ou plusieurs des mesures suivantes :

- Réorientez ou relocalisez l'antenne de réception.

- Augmentez la séparation entre l'équipement et le receveur.
 - Connectez l'équipement à une prise sur un circuit différent de celui auquel de le receveur est connecté.
 - Consultez le vendeur ou un technicien radio/de télévision pour obtenir de l'aide. La FCC ou Industrie Canada peut vous obliger à arrêter d'utiliser votre appareil si une telle interférence ne peut pas être éliminée.
- N850CA n'a pas approuvé les changements ou modifications apportés à cet appareil par l'utilisateur. Tous les changements ou modifications apportés peuvent entraîner la

révocation de l'autorisation d'utilisation de l'appareil.

HAC

This phone meets the M4/T3 level rating.

This phone has been tested and rated for use with hearing aids for some of the wireless technologies that it uses. However, there may be some newer wireless technologies used in this phone that have not been tested yet for use with hearing aids. It is important to try the different features of this phone thoroughly and in different locations, using your hearing aid or cochlear implant, to determine if you hear any interfering noise. Consult your service provider or the manufacturer of this phone for information on hearing aid compatibility. If you have questions about return or exchange policies, consult your service provider or phone retailer.

TIA SAFETY INFORMATION

The following is the complete TIA Safety Information for wireless handheld phones:

Exposure to Radio Frequency Signal

Your wireless handheld portable phone is a low power radio transmitter and receiver. When ON, it receives and sends out Radio Frequency (RF) signals. In August, 1996, the Federal Communications Commissions (FCC) adopted RF exposure guidelines with safety levels for handheld wireless phones. Those guidelines are consistent with the safety standards previously set by both U.S. and international standards bodies:

ANSI C95.1 (1992) *

NCRP Report 86 (1986)

ICNIRP (1996)

* American National Standards Institute; National Council on Radiation Protection and Measurements; International Commission on Non-Ionizing Radiation Protection. Those standards were based on comprehensive and periodic evaluations of the relevant scientific literature. For example, over 120

scientists, engineers, and physicians from universities, government health agencies, and industry reviewed the available body of research to develop the ANSI Standard (C95.1). The design of your phone complies with the FCC guidelines (and those standards).

Antenna Care

Use only the supplied or an approved replacement antenna. Unauthorized antennas, modifications, or attachments could damage the phone and may violate FCC regulations.

Phone Operation

NORMAL POSITION: Hold the phone as you would any other telephone with the antenna pointed up and over your shoulder.

Tips on Efficient Operation

For your phone to operate most efficiently: Don't touch the antenna unnecessarily when the phone is

in use. Contact with the antenna affects call quality and may cause the phone to operate at a higher power level than otherwise needed.

Driving

Check the laws and regulations on the use of wireless phones in the areas where you drive and always obey them. Also, if using your phone while driving when, where and as permitted by law, you **MUST** observe the following:

1. Give full attention to driving -- driving safely is your first responsibility;
2. Use hands-free operation, if available;
3. Pull off the road and park before making or answering a call if driving conditions or the law requires that you do so.

Pacemakers

The Health Industry Manufacturers Association recommends that a minimum separation of six (6)

inches be maintained between a handheld wireless phone and a pacemaker to avoid potential interference with the pacemaker. These recommendations are consistent with the independent research by and recommendations of Wireless Technology Research.

Persons with pacemakers:

1. Should ALWAYS keep the phone more than six (6) inches from their pacemaker when the phone is turned ON;
2. Should not carry the phone in a breast pocket;
3. Should use the ear opposite the pacemaker to minimize the potential for interference;
4. Should turn the phone OFF immediately if there is any reason to suspect that interference is taking place.

Electronic Devices

Most modern electronic equipment is shielded from RF signals. However, certain electronic equipment may not be shielded against the RF signals from your wireless phone.

Hearing Aids

Some digital wireless phones may interfere with some hearing aids. In the event of such interference, you may want to consult your service provider (or call the customer service line to discuss alternatives).

Other Medical Devices

If you use any other personal medical device, consult the manufacturer of your device to determine if it is adequately shielded from external RF energy. Your physician may be able to assist you in obtaining this information.

Vehicles

RF signals may affect improperly installed or inadequately shielded electronic systems in motor

vehicles. Check with the manufacturer or its representative regarding your vehicle. You should also consult the manufacturer of any equipment that has been added to your vehicle.

Health Care Facilities

Turn your phone OFF in health care facilities when any regulations posted in these areas instruct you to do so. Hospitals or health care facilities may use equipment that could be sensitive to external RF energy.

Aircraft

FCC regulations prohibit using your phone while in the air. Switch OFF your phone before boarding an aircraft.

Posted Facilities

Turn your phone OFF in any facility where posted notices so require.

Blasting Areas

To avoid interfering with blasting operations, turn your phone OFF when in a “blasting area” or in areas posted: “Turn off two-way radio”. Obey all signs and instructions.

Potentially Explosive Atmosphere

Turn your phone OFF when in any area with a potentially explosive atmosphere and obey all signs and instructions. Sparks in such areas could cause an explosion or fire resulting in bodily injury or even death.

Areas with a potentially explosive atmosphere are often, but not always marked clearly. Potential areas may include: fueling areas (such as gasoline stations); below deck on boats; fuel or chemical transfer or storage facilities; vehicles using liquefied petroleum gas (such as propane or butane); areas where the air contains chemicals or particles (such as grain, dust, or metal powders); and any other area where you would normally be advised to turn off your vehicle engine.

For Vehicles Equipped with an Air Bag

An air bag inflates with great force. DO NOT place objects, including either installed or portable wireless equipment, in the area over the air bag or in the air bag deployment area. If in-vehicle wireless equipment is improperly installed and the air bag inflates, serious injury could result.

SAFETY INFORMATION

Please read and observe the following information for safe and proper use of your phone and to prevent damage. Also, keep the user guide in an accessible place at all times after reading it.

Violation of the instructions may cause minor or serious damage to the product.

1. Do not disassemble, open, crush, bend or deform, puncture or shred your equipment.
2. Do not modify or remanufacture your equipment. Do not attempt to insert foreign objects into the battery. Do not immerse your equipment in water or other liquids, or expose it to water or other liquids, fire, explosions or other hazards.
3. Do not short circuit the battery or allow metallic conductive objects to contact the battery

terminals.

4. Avoid dropping the phone or battery. If the phone or battery is dropped, especially on a hard surface, and the user suspects damage, take it to a service center for inspection.
5. Only use the battery with the system for which it is specified.
6. Promptly dispose of used batteries in accordance with all applicable laws and regulations.
7. Battery usage by children should be supervised.
8. Only use the battery with a charging system that has been qualified with the system per the standards set forth herein. Use of an unqualified battery or charger may present a risk of fire, explosion, leakage, or other hazard.
9. For those host devices that utilize a USB port as a charging source, check the host device's user manual for the USB-IF logo or some other means to ensure that it has completed the USB-IF compliance program.

Charger and Adapter Safety

1. The charger and adapter are intended for indoor use only.
2. Insert the battery pack charger vertically into the wall power socket.
3. Only use the approved battery charger. Otherwise, you may cause serious damage to your phone.
4. Use the correct adapter for your phone when using the battery pack charger abroad.

Battery Information and Care

1. Please dispose of your battery properly or take it to your local wireless carrier for recycling.
2. The battery doesn't need to be empty before recharging.
3. Use only Coolpad-approved chargers specific to your phone model because they are designed to maximize battery life.
4. Do not disassemble or short-circuit the battery.
5. Keep the battery's metal contacts clean.

6. Replace the battery when it no longer provides acceptable performance. The battery can be recharged several hundred times before replacement.
7. Recharge the battery after long periods of non-use to maximize battery life.
8. Battery life will vary due to usage patterns and environmental conditions.
9. Use of extended backlighting, Browser, and data connectivity kits affect battery life and talk/standby times.
10. The self-protection function of the battery cuts the power of the phone when its operation is in an abnormal state. In this case, remove the battery from the phone, reinstall it, and turn the phone on.

Explosion, Shock, and Fire Hazards

1. Do not put your phone in a place that is subject to excessive dust, and always keep the minimum required distance between the power cord and heat sources.

2. Unplug the power cord prior to cleaning your phone, and clean the power plug pin when it's dirty.
3. When using the power plug, ensure that it's firmly connected.
4. If you put your phone in a pocket or bag without covering the receptacle of the phone (power plug pin), metallic articles (such as a coin, paperclip or pen) may short-circuit the phone. Always cover the receptacle when not in use.
5. Don't short-circuit the battery. Metallic articles such as a coin, paperclip or pen in your pocket or bag may short-circuit the + and – terminals of the battery (metal strips on the battery) upon moving. Short-circuit of the terminal may damage the battery and cause an explosion.

General Notice

1. Using a damaged battery or placing a battery in your mouth may cause serious injury.
2. Do not place items containing magnetic components such as a credit card, phone card, bank

-
- book, or subway ticket near your phone. The magnetism of the phone may damage the data stored in the magnetic strip.
3. Talking on your phone for a long period of time may reduce call quality due to heat generated during use.
 4. When the phone is not used for a long period time, store it in a safe place with the power cord unplugged.
 5. Using the phone in proximity to receiving equipment (i.e., TV or radio) may interfere with the phone's functions.
 6. Do not use the phone if the antenna is damaged. If a damaged antenna contacts skin, it may cause a slight burn. Please contact a Coolpad Authorized Service Center to replace the damaged antenna.
 7. Do not immerse your phone in water. If this happens, immediately turn the phone OFF and

remove the battery. If the phone does not work, take it to a Coolpad Authorized Service Center.

8. Do not paint your phone.
9. Data, including contact information, ringtones, text messages, voice messages, pictures or videos, and other files that saved in your phone may be deleted due to careless use, phone repair , or software upgrades . Please backup your important phone numbers and all other data that you wish to retain. Neither the manufacturer nor any person or entity associated therewith is liable for any damages of any nature whatsoever due to loss of any or all data stored on any device.
10. When you use the phone in public places, set the ringtone to vibration so you don't disturb others.
11. Do not turn your phone on or off while the device is in close proximity to your ear.
12. Use accessories, such as earphones and headsets, with caution. Ensure that cables are tucked away safely and do not touch the antenna unnecessarily.

Caution:**Avoid potential hearing loss.**

Prolonged exposure to loud sounds (including music) is the most common cause of preventable hearing loss. Some scientific research suggests that using portable audio devices, such as portable music players and cellular telephones, at high volume settings for long durations may lead to permanent noise induced hearing loss. This includes the use of headphones (including headsets, earbuds and Bluetooth® or other wireless devices). Exposure to very loud sound has also been associated in some studies with tinnitus (a ringing in the ear), hypersensitivity to sound and distorted hearing. Individual susceptibility to noise induced hearing loss and other potential hearing problems varies. The amount of sound produced by a portable audio device varies depending on the nature of the sound, the device, the device settings and the headphones. You should follow some commonsense recommendations when using any portable audio device:

1. Set the volume in a quiet environment and select the lowest volume at which you can hear adequately.
2. When using headphones, turn the volume down if you cannot hear the people speaking near you or if the person sitting next to you can hear what you are listening to.
3. Do not turn the volume up to block out noisy surroundings. If you choose to listen to your portable device in a noisy environment, use noise-cancelling headphones to block out background environmental noise.
4. Limit the amount of time you listen. As the volume increases, less time is required before your hearing could be affected.
5. Avoid using headphones after exposure to extremely loud noises, such as rock concerts, that might cause temporary hearing loss. Temporary hearing loss might cause unsafe volumes to sound normal.

6. Do not listen at any volume that causes you discomfort. If you experience ringing in your ears, hear muffled speech or experience any temporary hearing difficulty after listening to your portable audio device, discontinue use and consult your doctor.

You can obtain additional information on this subject from the following sources:

American Academy of Audiology

11730 Plaza American Drive, Suite 300 Reston, VA 20190

Voice: (800) 222-2336

Email: info@audiology.org

Internet: www.audiology.org

National Institute on Deafness and Other Communication Disorders

National Institutes of Health

31 Center Drive, MSC 2320 Bethesda, MD USA 20892-2320

Voice: (301) 496-7243

Email: nidcdinfo@nih.gov

Internet: <http://www.nidcd.nih.gov/health/hearing>

National Institute for Occupational Safety and Health

Hubert H. Humphrey Bldg. 200 Independence Ave., SW Washington, DC 20201

Voice: 1-800-35-NIOSH (1-800-356- 4674)

Internet: <http://www.cdc.gov/niosh/topics/noise/default.html>

FDA CONSUMER UPDATE

The U.S. Food and Drug Administration's Center for Devices and Radiological Health Consumer Update on Mobile Phones:

1. What is the FDA's role concerning the safety of wireless phones?

Under the law, the FDA does not review the safety of radiation emitting consumer products such as

wireless phones before they can be sold, as it does with new drugs or medical devices. However, the agency has authority to take action if wireless phones are shown to emit Radio Frequency (RF) energy at a level that is hazardous to the user. In such a case, the FDA could require the manufacturers of wireless phones to notify users of the health hazard and to repair, replace, or recall the phones so that the hazard no longer exists.

Although the existing scientific data does not justify FDA regulatory actions, the FDA has urged the wireless phone industry to take a number of steps, including the following:

1. Support needed research into possible biological effects of RF of the type emitted by wireless phones;
2. Design wireless phones in a way that minimizes any RF exposure to the user that is not necessary for device function; and
3. Cooperate in providing users of wireless phones with the best possible information on possible

effects of wireless phone use on human health.

The FDA belongs to an interagency working group of the federal agencies that have responsibility for different aspects of RF safety to ensure coordinated efforts at the federal level. The following agencies belong to this working group:

1. National Institute for Occupational Safety and Health
2. Environmental Protection Agency
3. Occupational Safety and Health Administration
4. National Telecommunications and Information Administration

The National Institutes of Health participates in some interagency working group activities, as well. The FDA shares regulatory responsibilities for wireless phones with the Federal Communications Commission (FCC). All phones that are sold in the United States must comply with FCC safety guidelines that limit RF exposure. The FCC relies on the FDA and other health agencies for safety

questions about wireless phones.

The FCC also regulates the base stations that the wireless phone networks rely upon. While these base stations operate at higher power than do the wireless phones themselves, the RF exposures that people get from these base stations are typically thousands of times lower than those they can get from wireless phones. Base stations are thus not the subject of the safety questions discussed in this document.

2. Do wireless phones pose a health hazard?

The available scientific evidence does not show that any health problems are associated with using wireless phones. There is no proof, however, that wireless phones are absolutely safe. Wireless phones emit low levels of Radio Frequency (RF) energy in the microwave range while being used. They also emit very low levels of RF when in standby mode. Whereas high levels of RF can produce health effects (by heating tissue), exposure to low level RF that does not produce heating effects causes no

known adverse health effects. Many studies of low level RF exposures have not found any biological effects. Some studies have suggested that some biological effects may occur, but such findings have not been confirmed by additional research. In some cases, other researchers have had difficulty in reproducing those studies, or in determining the reasons for inconsistent results.

3. What are the results of the research done already?

The research done thus far has produced conflicting results, and many studies have suffered from flaws in their research methods. Animal experiments investigating the effects of Radio Frequency (RF) energy exposures characteristic of wireless phones have yielded conflicting results that often cannot be repeated in other laboratories. A few animal studies, however, have suggested that low levels of RF could accelerate the development of cancer in laboratory animals. However, many of the studies that showed increased tumor development used animals that had been genetically engineered or treated

with cancer-causing chemicals so as to be pre-disposed to develop cancer in the absence of RF exposure. Other studies exposed the animals to RF for up to 22 hours per day. These conditions are not similar to the conditions under which people use wireless phones, so we do not know with certainty what the results of such studies mean for human health. Three large epidemiology studies have been published since December 2000. Between them, the studies investigated any possible association between the use of wireless phones and primary brain cancer, glioma, meningioma, or acoustic neuroma, tumors of the brain or salivary gland, leukemia, or other cancers. None of the studies demonstrated the existence of any harmful health effects from wireless phone RF exposures. However, none of the studies can answer questions about long-term exposures, since the average period of phone use in these studies was around three years.

4. What kinds of phones are the subjects of this update?

The term “wireless phone” refers here to handheld wireless phones with built-in antennas, often called

“cell”, “mobile”, or “PCS” phones. These types of wireless phones can expose the user to measurable Radio Frequency (RF) energy because of the short distance between the phone and the user’s head. These RF exposures are limited by FCC safety guidelines that were developed with the advice of the FDA and other federal health and safety agencies. When the phone is located at greater distances from the user, the exposure to RF is drastically lower because a person’s RF exposure decreases rapidly with increasing distance from the source.

The so-called “cordless phones,” which have a base unit connected to the telephone wiring in a house, typically operate at far lower power levels, and thus produce RF exposures far below the FCC safety limits.

5. What is the FDA doing to find out more about the possible health effects of wireless phone RF?

The FDA is working with the U.S. National Toxicology Program and with groups of investigators around the world to ensure that high priority animal studies are conducted to address important

questions about the effects of exposure to Radio Frequency (RF) energy.

The FDA has been a leading participant in the World Health Organization International Electro Magnetic Fields (EMF) Project since its inception in 1996. An influential result of this work has been the development of a detailed agenda of research needs that has driven the establishment of new research programs around the world. The project has also helped develop a series of public information documents on EMF issues. The FDA and the Cellular Telecommunications & Internet Association (CTIA) have a formal Cooperative Research And Development Agreement (CRADA) to do research on wireless phone safety. The FDA provides the scientific oversight, obtaining input from experts in government, industry, and academic organizations. CTIA-funded research is conducted through contracts with independent investigators. The initial research will include both laboratory studies and studies of wireless phone users. The CRADA will also include a broad assessment of additional research needs in the context of the latest research developments around the world.

6. What research is needed to decide whether RF exposure from wireless phones poses a health risk?

A combination of laboratory studies and epidemiological studies of people actually using wireless phones would provide some of the data that are needed. Lifetime animal exposure studies could be completed in a few years. However, very large numbers of animals would be needed to provide reliable proof of a cancer promoting effect, if one exists. Epidemiological studies can provide data that is directly applicable to human populations, but ten or more years follow-up may be needed to provide answers about some health effects, such as cancer.

This is because the interval between the time of exposure to a cancer causing agent and the time tumors develop - if they do - may be many, many years. The interpretation of epidemiological studies is hampered by difficulties in measuring actual RF exposure during day-to-day use of wireless phones.

Many factors affect this measurement, such as the angle at which the phone is held, or which model of phone is used.

7. What has the FDA done to measure the Radio Frequency energy coming from wireless phones?

The Institute of Electrical and Electronic Engineers (IEEE) is developing a technical standard for measuring the Radio Frequency (RF) energy exposure from wireless phones and other wireless handsets with the participation and leadership of FDA scientists and engineers. The standard, “Recommended Practice for Determining the Spatial-Peak Specific Absorption Rate (SAR) in the Human Body Due to Wireless Communications Devices: Experimental Techniques”, sets forth the first consistent test methodology for measuring the rate at which RF is deposited in the heads of wireless phone users. The test method uses a tissue-simulating model of the human head. Standardized SAR test methodology is expected to greatly improve the consistency of measurements made at different laboratories on the same phone. SAR is the measurement of the amount of energy absorbed

in tissue, either by the whole body or a small part of the body. It is measured in watts/kg (or milliwatts/g) of matter. This measurement is used to determine whether a wireless phone complies with safety guidelines.

8. How can I find out how much Radio Frequency energy exposure I can get by using my wireless phone?

All phones sold in the United States must comply with Federal Communications Commission (FCC) guidelines that limit Radio Frequency (RF) energy exposures. The FCC established these guidelines in consultation with the FDA and the other federal health and safety agencies. The FCC limit for RF exposure from wireless phones is set at a Specific Absorption Rate (SAR) of 1.6 watts per kilogram (1.6W/kg). The FCC limit is consistent with the safety standards developed by the Institute of Electrical and Electronic Engineering (IEEE) and the National Council on Radiation Protection and Measurement. The exposure limit takes into consideration the body's ability to remove heat from the

tissues that absorb energy from the wireless phone and is set well below levels known to have effects. Manufacturers of wireless phones must report the RF exposure level for each model of phone to the FCC.

The FCC website (<http://www.fcc.gov/cgb/cellular.html>) gives directions for locating the FCC identification number on your phone, so you can find your phone's RF exposure level in the online listing.

9. What about children using wireless phones?

The scientific evidence does not show a danger to users of wireless phones, including children and teenagers. If you want to take steps to lower exposure to Radio Frequency (RF) energy, the measures described above would apply to children and teenagers using wireless phones. Reducing the time of wireless phone use and increasing the distance between the user and the RF source will reduce RF exposure.

Some groups sponsored by other national governments have advised that children be discouraged from using wireless phones at all. For example, the government in the United Kingdom distributed leaflets containing such a recommendation in December 2000. They noted that no evidence exists that using a wireless phone causes brain tumors or other ill effects. Their recommendation to limit wireless phone use by children was strictly precautionary; it was not based on scientific evidence that any health hazard exists.

10. What steps can I take to reduce my exposure to Radio Frequency energy from my wireless phone?

If there is a risk from these products- and at this point we do not know that there is - it is probably very small. But if you are concerned about avoiding even potential risks, you can take a few simple

steps to minimize your exposure to Radio Frequency (RF) energy. Since time is a key factor in how much exposure a person receives, reducing the amount of time spent using a wireless phone will reduce RF exposure. If you must conduct extended conversations by wireless phone every day, you could place more distance between your body and the source of the RF, since the exposure level drops off dramatically with distance. For example, you could use a headset and carry the wireless phone away from your body or use a wireless phone connected to a remote antenna. Again, the scientific data does not demonstrate that wireless phones are harmful. But if you are concerned about the RF exposure from these products, you can use measures like those described above to reduce your RF exposure from wireless phone use.

11. What about wireless phone interference with medical equipment?

Radio Frequency (RF) energy from wireless phones can interact with some electronic devices. For this reason, the FDA helped develop a detailed test method to measure Electro Magnetic Interference

(EMI) of implanted cardiac pacemakers and defibrillators from wireless telephones. This test method is now part of a standard sponsored by the Association for the Advancement of Medical Instrumentation (AAMI). The final draft, a joint effort by the FDA, medical device manufacturers, and many other groups, was completed in late 2000. This standard will allow manufacturers to ensure that cardiac pacemakers and defibrillators are safe from wireless phone EMI. The FDA has tested hearing aids for interference from handheld wireless phones and helped develop a voluntary standard sponsored by the Institute of Electrical and Electronic Engineers (IEEE). This standard specifies test methods and performance requirements for hearing aids and wireless phones so that no interference occurs when a person uses a “compatible” phone and a “compatible” hearing aid at the same time. This standard was approved by the IEEE in 2000. The FDA continues to monitor the use of wireless phones for possible interactions with other medical devices. Should harmful interference be found to occur, the FDA will conduct testing to assess the interference and work to resolve the problem.

12. Where can I find additional information?

For additional information, please refer to the following resources: FDA web page on wireless phones (<http://www.fda.gov>), under “C” in the subject index, select Cell Phones > Current Research Results. Federal Communications Commission (FCC) RF Safety Program (<http://www.fcc.gov/cgb/cellular.html>) International Commission on Nonionizing Radiation Protection (<http://www.icnirp.de>)

World Health Organization (WHO) International EMF Project (<http://www.who.int/emf>)

Health Protection Agency (<http://www.hpa.org.uk/>)

TEN DRIVER SAFETY TIPS

Your wireless phone gives you the powerful ability to communicate by voice almost anywhere, anytime. An important responsibility accompanies the benefits of wireless phones, one that every user must uphold. When operating a car, driving is your first responsibility. When using your wireless

phone behind the wheel of a car, when permitted by local law, practice good common sense and remember the following tips:

1. When available and permitted by local law, use a hands-free device. A number of hands-free wireless phone accessories are readily available today. Whether you choose an installed mounted device for your wireless phone or a speaker phone accessory, take advantage of these devices if available to you.
2. Get to know your wireless phone and its features such as speed dial and redial. Carefully read your instruction manual and learn to take advantage of valuable features most phones offer, including automatic redial and memory. Also, work to memorize the phone keypad so you can use the speed dial function without taking your attention off the road.
3. Suspend conversations during hazardous driving conditions or situations. Let the person you are speaking with know you are driving; if necessary, suspend the call in heavy traffic or hazardous

weather conditions. Rain, sleet, snow, and ice can be hazardous, but so is heavy traffic. As a driver, your first responsibility is to pay attention to the road.

4. Make sure you place your wireless phone within easy reach and where you can reach it without removing your eyes from the road. If you get an incoming call at an inconvenient time, if possible, let your voicemail answer it for you.
5. Dial sensibly and assess the traffic; if possible, place calls when you are not moving or before pulling into traffic. Try to plan your calls before you begin your trip or attempt to coincide your calls with times you may be stopped at a stop sign, red light, or otherwise stationary. But if you need to dial while driving, follow this simple tip - dial only a few numbers, check the road and your mirrors, then continue.
6. Don't take notes or look up phone numbers while driving. If you are reading an address book or business card, or writing a "to-do" list while driving a car, you are not watching where you are

going. Use common sense. Do not get caught in a dangerous situation because you are reading or writing and not paying attention to the road or nearby vehicles.

7. Use your wireless phone to call for help. Your wireless phone is one of the greatest tools you can own to protect yourself and your family in dangerous situations -- with your phone at your side, help is only three numbers away. Dial 911 or other local emergency number in the case of fire, traffic accident, road hazard, or medical emergency. Remember, it's a free call on your wireless phone!
8. Do not engage in stressful or emotional conversations that may be distracting. Stressful or emotional conversations and driving do not mix; they are distracting and even dangerous when you are behind the wheel of a car. Make people you are talking with aware you are driving and if necessary, suspend conversations which have the potential to divert your attention from the road. Call roadside assistance or a special wireless non-emergency assistance number when necessary.

Certain situations you encounter while driving may require attention, but are not urgent enough to merit a call for emergency services. But you can still use your wireless phone to lend a hand. If you see a broken-down vehicle posing no serious hazard, a broken traffic signal, a minor traffic accident where no one appears injured or a vehicle you know to be stolen, call roadside assistance or other special non-emergency wireless number. The above tips are meant as general guidelines. Before deciding to use your mobile device while operating a vehicle, it is recommended that you consult your applicable jurisdiction's local laws or other regulations regarding such use. Such laws or other regulations may prohibit or otherwise restrict the manner in which a driver may use his or her phone while operating a vehicle.

9. Use your wireless phone to help others in emergencies. Your wireless phone provides you a perfect opportunity to be a "Good Samaritan" in your community. If you see an auto accident, crime in progress or other serious emergency where lives are in danger, call 911 or other local

emergency number, as you would want others to do for you.

CONSUMER INFORMATION ON SAR (Specific Absorption Rate)

This Model Phone Meets the Government's Requirements for Exposure to Radio Waves. Your wireless phone is a radio transmitter and receiver. It is designed and manufactured not to exceed the emission limits for exposure to radiofrequency (RF) energy set by the Federal Communications Commission (FCC) of the U.S. Government. These FCC exposure limits are derived from the recommendations of two expert organizations, the National Council on Radiation Protection and Measurement (NCRP) and the Institute of Electrical and Electronics Engineers (IEEE). In both cases, the recommendations were developed by scientific and engineering experts drawn from industry, government, and academia after extensive reviews of the scientific literature related to the biological effects of RF energy. The exposure limit for wireless mobile phones employs a unit of measurement known as the Specific Absorption Rate, or SAR. The SAR is a measure of the rate of absorption of RF

energy by the human body expressed in units of watts per kilogram (W/kg). The FCC requires wireless phones to comply with a safety limit of 1.6 watts per kilogram (1.6 W/kg). The FCC exposure limit incorporates a substantial margin of safety to give additional protection to the public and to account for any variations in measurements. Tests for SAR are conducted using standard operating positions specified by the FCC with the phone transmitting at its highest certified power level in all tested frequency bands. Although SAR is determined at the highest certified power level, the actual SAR level of the phone while operating can be well below the maximum value. Because the phone is designed to operate at multiple power levels to use only the power required to reach the network, generally, the closer you are to a wireless base station antenna, the lower the power output.

Before a phone model is available for sale to the public, it must be tested and certified to the FCC that it does not exceed the limit established by the government adopted requirement for safe exposure. The tests are performed in positions and locations (e.g., at the ear and worn on the body) as required by the

FCC for each model.

The FCC has granted an Equipment Authorization for this model phone with all reported SAR levels evaluated as in compliance with the FCC RF emission guidelines.

The highest SAR value for this model phone when tested for use at the ear is 1.09W/kg and when worn on the body, as described in this user's manual, is 1.41W/kg. While there may be differences between SAR levels of various phones and at various positions, they all meet the government requirement for safe exposure.

SAR compliance for body-worn operation is based on a separation distance of 10 mm between the unit and the human body. Carry this device at least 10 mm away from your body to ensure RF exposure level compliant or lower to the reported level. To support body-worn operation, choose the

belt clips or holsters, which do not contain metallic components, to maintain a separation of 10 mm between this device and your body.

RF exposure compliance with any body-worn accessory, which contains metal, was not tested and certified, and use such body-worn accessory should be avoided.

SAR information on this model phone is on file with the FCC and can be found under the Display Grant section of <http://www.fcc.gov/oet/ea/fccid/> after searching on FCC ID.

To find information that pertains to a particular model phone, this site uses the phone FCC ID number which is usually printed somewhere on the case of the phone. Sometimes it may be necessary to remove the battery pack to find the number. Once you have the FCC ID number for a particular phone, follow the instructions on the website and it should provide values for typical or maximum SAR for a

particular phone.

Additional information on Specific Absorption Rates (SAR) can be found on the Cellular Telecommunications Industry Association (CTIA) website at <http://www.ctia.org/>

In the United States and Canada, the SAR limit for mobile phones used by the public is 1.6 watts/kg (W/kg) averaged over one gram of tissue. The standard incorporates a substantial margin of safety to give additional protection for the public and to account for any variations in measurements.

IC RADIATION EXPOSURE STATEMENT

This EUT is compliance with SAR for general population/uncontrolled exposure limits in IC RSS-102 and had been tested in accordance with the measurement methods and procedures specified in IEEE 1528 and IEC 62209. This equipment

should be installed and operated with minimum distance 1.0 cm between the radiator and your body. This device and its antenna(s) must not be co-located or operating in conjunction with any other antenna or transmitter.

Cet appareil est conforme aux limites d'exposition DAS incontrôlée pour la population générale de la norme CNR-102 d'Industrie Canada et a été testé en conformité avec les méthodes de mesure et procédures spécifiées dans IEEE 1528 et IEC 62209.

Cet appareil doit être installé et utilisé avec une distance minimale de 1.0 cm entre l'émetteur et votre corps. Cet appareil et sa ou ses antennes ne doivent pas être

co-localisés ou fonctionner en conjonction avec tout autre antenne ou transmetteur.

FCC Hearing-Aid Compatibility (HAC) Regulations for Wireless Devices

On July 10, 2003, the U.S. Federal Communications Commission (FCC) Report and Order in WT Docket 01- 309 modified the exception of wireless phones under the Hearing Aid Compatibility Act of 1988 (HAC Act) to require digital wireless phones be compatible with hearing-aids. The intent of the HAC Act is to ensure reasonable access to telecommunications services for persons with hearing disabilities. While some wireless phones are used near some hearing devices (hearing aids and cochlear implants), users may detect a buzzing, humming, or whining noise. Some hearing devices are more immune than others to this interference noise, and phones also vary in the amount of interference they generate. The wireless telephone industry has developed a rating system for wireless

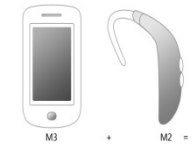
phones, to assist hearing device users to find phones that may be compatible with their hearing devices. Not all phones have been rated. Phones that are rated have the rating on their box or a label located on the box. The ratings are not guarantees. Results will vary depending on the user's hearing device and hearing loss. If your hearing device happens to be vulnerable to interference, you may not be able to use a rated phone successfully. Trying out the phone with your hearing device is the best way to evaluate it for your personal needs.

M-Ratings: Phones rated M3 or M4 meet FCC requirements and are likely to generate less interference to hearing devices than phones that are not labeled. M4 is the better/higher of the two ratings.

T-Ratings: Phones rated T3 or T4 meet FCC requirements and are likely to generate less interference to hearing devices than phones that are not labeled. T4 is the better/ higher of the two ratings.

Hearing devices may also be rated. Your hearing device manufacturer or hearing health professional

may help you find this rating. Higher ratings mean that the hearing device is relatively immune to interference noise. The hearing aid and wireless phone rating values are then added together. A sum of 5 is considered acceptable for normal use. A sum of 6 is considered for best use.



In the example to the above, if a hearing aid meets the M2 level rating and the wireless phone meets the M3 level rating, the sum of the two values equal M5. This should provide the hearing aid user with “normal usage” while using their hearing aid with the particular wireless phone. “Normal usage” in this context is defined as a signal quality that’s acceptable for normal operation.

The M mark is intended to be synonymous with the U mark. The T mark is intended to be synonymous with the UT mark. The M and T marks are recommended by the Alliance for Telecommunications Industries Solutions (ATIS). The U and UT marks are referenced in Section 20.19 of the FCC Rules. The HAC rating and measurement procedure are described in the American National Standards Institute (ANSI) C63.19 standard.

When you're talking on a cell phone, it's recommended that you turn the BT (Bluetooth) mode off for HAC.

For information about hearing aids and digital wireless phones

Wireless Phones and Hearing Aid Accessibility

<http://www.accesswireless.org/Home.aspx>

FCC Hearing Aid Compatibility and Volume Control

http://www.fcc.gov/cgb/consumerfacts/hac_wireless.htm

Some content and services accessible through this device belong to third parties and are protected by copyright, patent, trademark and/or other intellectual property laws. Such content and services are provided solely for your personal noncommercial use. You may not use any content or services in a manner that has not been authorized by the content owner or service provider. Without limiting the foregoing, unless expressly authorized by the applicable content owner or service provider, you may not modify, copy, republish, upload, post, transmit, translate, sell, create derivative works, exploit, or distribute in any manner or medium any content or services displayed through this device.

“THIRD PARTY CONTENT AND SERVICES ARE PROVIDED “AS IS.” NEITHER COOLPAD NOR ANY AFFILIATE THEREOF (COLLECTIVELY, “COOLPAD”) WARRANT IN ANY MANNER CONTENT OR SERVICES SO PROVIDED, EITHER EXPRESSLY OR IMPLIEDLY, FOR ANY PURPOSE. COOLPAD EXPRESSLY DISCLAIMS ANY IMPLIED WARRANTIES, INCLUDING BUT NOT LIMITED TO, WARRANTIES OF MERCHANTABILITY OR FITNESS

FOR A PARTICULAR PURPOSE. COOLPAD DOES NOT GUARANTEE THE ACCURACY, VALIDITY, TIMELINESS, LEGALITY, OR COMPLETENESS OF ANY CONTENT OR SERVICE MADE AVAILABLE THROUGH THIS DEVICE AND UNDER NO CIRCUMSTANCES, INCLUDING NEGLIGENCE, SHALL COOLPAD BE LIABLE, WHETHER IN CONTRACT OR TORT, FOR ANY DIRECT, INDIRECT, INCIDENTAL, SPECIAL OR CONSEQUENTIAL DAMAGES, ATTORNEY FEES, EXPENSES, OR ANY OTHER DAMAGES ARISING OUT OF, OR IN CONNECTION WITH, ANY INFORMATION CONTAINED IN, OR AS A RESULT OF THE USE OF ANY CONTENT OR SERVICE BY YOU OR ANY THIRD PARTY, EVEN IF ADVISED OF THE POSSIBILITY OF SUCH DAMAGES.”

Third party services may be terminated or interrupted at any time, and Coolpad makes no representation or warranty that any content or service will remain available for any period of time. Content and services are transmitted by third parties by means of networks and transmission facilities

over which Coolpad has no control. Without limiting the generality of this disclaimer, Coolpad expressly disclaims any responsibility or liability for any interruption or suspension of any content or service made available through this device. Coolpad is neither responsible nor liable for customer service related to the content and services. Any question or request for service relating to the content or services should be made directly to the respective content and service provider.

STANDARD LIMITED WARRANTY

(This standard Limited Warranty is effective August 1, 2012 and supersedes and replaces for all purposes the Standard Limited Warranty that appears in the enclosed documentation, if any)

COOLPAD TECHNOLOGIES, INC. ("COOLPAD") warrants that COOLPAD's the handsets and accessories enclosed herein ("Products") are free from defects in material and workmanship under normal use and service for the period commencing upon the date of purchase by the first consumer purchaser and continuing for the following specified period of time after that date:

| | |
|---|-----------|
| Phone | 12 months |
| Battery and Charger | 12 months |
| Other Accessories(If included in the box set) | 3 months |

This Limited Warranty is conditioned upon proper use of the Products. This Limited Warranty does not cover: (a) defects or damage resulting from accident, misuse, abnormal use, abnormal conditions, improper storage, exposure to liquid, moisture, dampness, sand or dirt, neglect, or unusual physical, electrical or electromechanical stress; (b) scratches, dents and cosmetic damage, unless caused by COOLPAD; (c) defects or damage resulting from excessive force or use of a metallic object when pressing on a touch screen; (d) equipment from which the serial number and/or the enhancement data code have been removed, defaced, damaged, altered, made illegible, and/or otherwise tampered with; (e) ordinary wear and tear; (f) defects or damage resulting from the use of Product in conjunction or connection with accessories, products, or ancillary/peripheral equipment not furnished or approved by

COOLPAD; (g) defects or damage resulting from improper testing, operation, maintenance, installation, service, or adjustment not furnished or approved by COOLPAD; (h) defects or damage resulting from external causes such as collision with an object, fire, flooding, dirt, windstorm, lightning, earthquake, exposure to weather conditions, theft, blown fuse, or improper use of any electrical source; (i) defects or damage resulting from cellular signal reception or transmission, viruses and/or other software problems introduced into the Product; or (j) Product used or purchased outside the United States. This Limited Warranty covers batteries only if battery capacity falls below 80% of rated capacity or the battery leaks, and this Limited Warranty does not cover any battery if: (i) the battery has been charged by a battery charger not specified or approved by COOLPAD for charging the battery; (ii) any of the seals on the battery are broken or show evidence of tampering; or (iii) the battery has been used in equipment other than the COOLPAD phone for which it is specified.

During the applicable warranty period, provided the Product subject to the warranty claim is returned

in accordance with the terms of this Limited Warranty, COOLPAD will repair or replace such Product, at COOLPAD'S sole option, without charge. COOLPAD may, at COOLPAD's sole option, use rebuilt, reconditioned, or new parts or components when repairing any Product, or may replace the Product with a rebuilt, reconditioned or new Product. All other repaired/replaced Products will be warranted for a period equal to the remainder of the original Limited Warranty on the original Product or for ninety (90) days, whichever is longer. All replaced Products, parts, components, boards and equipment shall become the property of COOLPAD. Except to any extent expressly allowed by applicable law, transfer or assignment of this Limited Warranty is prohibited.

To obtain service under this Limited Warranty, you must return the Product to an authorized phone service facility in an adequate container for shipping, accompanied by the sales receipt or comparable proof of sale showing the original date of purchase, the serial number of the Product and the seller's name and address. To obtain assistance on where to deliver the Product, please call COOLPAD

Customer Care at 1-877-606-5753. If COOLPAD determines that any Product is not covered by this Limited Warranty, you must pay all parts, shipping, and labor charges for the repair or return of such Product.

You should keep a separate backup copy of any contents of the Product before delivering the Product to COOLPAD for warranty service, as some or all of the contents may be deleted or reformatted during the course of warranty service.

THIS LIMITED WARRANTY SETS OUT THE FULL EXTENT OF COOLPAD'S RESPONSIBILITIES, AND THE EXCLUSIVE REMEDY REGARDING THE PRODUCTS. ALL IMPLIED WARRANTIES, INCLUDING WITHOUT LIMITATION, IMPLIED WARRANTIES OF MERCHANTABILITY AND FITNESS FOR A PARTICULAR PURPOSE, ARE LIMITED TO THE DURATION OF THIS LIMITED WARRANTY. IN NO EVENT SHALL COOLPAD BE LIABLE FOR DAMAGES IN EXCESS OF THE PURCHASE PRICE OF THE PRODUCT OR FOR,

WITHOUT LIMITATION, COMMERCIAL LOSS OF ANY SORT; LOSS OF USE, TIME, DATA, REPUTATION, OPPORTUNITY, GOODWILL, PROFITS OR SAVINGS; INCONVENIENCE; INCIDENTAL, SPECIAL, CONSEQUENTIAL OR PUNITIVE DAMAGES; OR DAMAGES ARISING FROM THE USE OR INABILITY TO USE THE PRODUCT. SOME STATES AND JURISDICTIONS DO NOT ALLOW LIMITATIONS ON HOW LONG AN IMPLIED WARRANTY LASTS, OR THE DISCLAIMER OR LIMITATION OF INCIDENTAL OR CONSEQUENTIAL DAMAGES, SO THE ABOVE LIMITATIONS AND DISCLAIMERS MAY NOT APPLY TO YOU.

COOLPAD MAKES NO WARRANTIES OR REPRESENTATIONS, EXPRESS OR IMPLIED, STATUTORY OR OTHERWISE, AS TO THE QUALITY, CAPABILITIES, OPERATIONS, PERFORMANCE OR SUITABILITY OF ANY THIRD-PARTY SOFTWARE OR EQUIPMENT USED IN CONJUNCTION WITH THE PRODUCT, OR THE ABILITY TO INTEGRATE ANY

SUCH SOFTWARE OR EQUIPMENT WITH THE PRODUCT, WHETHER SUCH THIRD-PARTY SOFTWARE OR EQUIPMENT IS INCLUDED WITH THE PRODUCT DISTRIBUTED BY COOLPAD OR OTHERWISE. RESPONSIBILITY FOR THE QUALITY, CAPABILITIES, OPERATIONS, PERFORMANCE AND SUITABILITY OF ANY SUCH THIRD-PARTY SOFTWARE OR EQUIPMENT RESTS SOLELY WITH THE USER AND THE DIRECT VENDOR, OWNER OR SUPPLIER OF SUCH THIRD-PARTY SOFTWARE OR EQUIPMENT.

Nothing contained in, affixed to, or provided with the Product instructions, manuals, graphics, packaging, or other related information or documentation shall be construed to create an express warranty of any kind with respect to the Products. No agent, employee, dealer, representative or reseller is authorized to modify or extend this Limited Warranty or to make binding representations or claims, whether in advertising, presentations or otherwise, on behalf of COOLPAD regarding the

Products or this Limited Warranty.

This Limited Warranty gives you specific legal rights, and you may also have other rights that vary from state to state.

ALL DISPUTES WITH COOLPAD ARISING IN ANY WAY FROM THIS LIMITED WARRANTY OR THE SALE, CONDITION OR PERFORMANCE OF THE PRODUCTS SHALL BE RESOLVED EXCLUSIVELY THROUGH FINAL AND BINDING ARBITRATION, AND NOT BY A COURT OR JURY. Any such dispute shall not be combined or consolidated with a dispute involving any other person's or entity's Product or claim, and specifically, without limitation of the foregoing, shall not under any circumstances proceed as part of a class action. The arbitration shall be conducted before a single arbitrator, whose award may not exceed, in form or amount, the relief allowed by the applicable law. The arbitration shall be conducted according to the American Arbitration Association (AAA) Commercial Arbitration Rules applicable to consumer disputes. This

arbitration provision is entered pursuant to the Federal Arbitration Act. The laws of the State of Texas, without reference to its choice of laws principles, shall govern the interpretation of the Limited Warranty and all disputes that are subject to this arbitration provision. The arbitrator shall decide all issues of interpretation and application of this arbitration provision and the Limited Warranty.

For any arbitration in which your total damage claims, exclusive of attorney fees and expert witness fees, are \$5,000.00 or less ("Small Claim"), the arbitrator may, if you prevail, award your reasonable attorney fees, expert witness fees and costs as part of any award, but may not grant COOLPAD its attorney fees, expert witness fees or costs unless it is determined that the claim was brought in bad faith. In a Small Claim case, you shall be required to pay no more than half of the total administrative, facility and arbitrator fees, or \$50.00 of such fees, whichever is less, and COOLPAD shall pay the remainder of such fees. Administrative, facility and arbitrator fees for arbitrations in which your total damage claims, exclusive of attorney fees and expert witness fees, exceed \$5,000.00 ("Large Claim")

shall be determined according to AAA rules. In a Large Claim case, the arbitrator may grant to the prevailing party, or apportion among the parties, reasonable attorney fees, expert witness fees and costs. Judgment may be entered on the arbitrator's award in any court of competent jurisdiction.

This arbitration provision also applies to claims against COOLPAD'S employees, contractors, agents, and/or other representatives, as well as any of all of its affiliated entities, regardless of place of incorporation, if any such claim arises from the Product's sale, condition or performance. Notwithstanding the foregoing, neither this warranty nor provision of any Product shall, in and of itself, provide for in persona jurisdiction over any of COOLPAD's employees, contractors, agents, and/or other representatives, or over its affiliated entities.

You may opt out of this dispute resolution procedure by providing notice to COOLPAD no later than 30 calendar days from the date of the first consumer purchaser's purchase of the Product. To opt out, you must send notice by e-mail to support@coolpadamericas.com with the subject

line: "Arbitration Opt Out." You must include in the opt out e-mail (a) your name and address; (b) the date on which the Product was purchased; (c) the Product model name or model number; and (d) the IMEI or MEID or Serial Number, as applicable, if you have it (the IMEI or MEID or Serial Number can be found (i) on the Product box; (ii) on the Product information screen, which can be found under "Settings;" (iii) on a label on the back of the Product beneath the battery, if the battery is removable; and (iv) on the outside of the Product if the battery is not removable). Alternatively, you may opt out by calling 1-877-606-5753 no later than 30 calendar days from the date of the first consumer purchaser's purchase of the Product and providing the same information. These are the only two forms of notice that will be effective to opt out of this dispute resolution procedure. Opting out of this dispute resolution procedure will not affect the coverage of the Limited Warranty in any way. And you will continue to enjoy the benefits of the Limited Warranty.

Severability

If any portion of this Limited Warranty is held to be illegal or unenforceable, such partial illegality or unenforceability shall not affect the enforceability of the remainder of the Limited Warranty.

Coolpad Technologies, Inc.

6256 Greenwich Drive, Suite 550

San Diego, CA, 92122

Phone: 1-858-677-0888

Fax: 1-858-677-0869