YUNMAI X

Smart Scale Instructions

YUNMAI

Warning

Do not disassemble, squeeze, puncture the product or put it into water, fire, or exposes it to temperature higher than 60 ° C (140 ° F).

Please check with your doctor if you are preganent, or have a pacemaker, electrocardiographs and/or other medical devices before use YUNMAI.

Important

Use the YUNMAI Smart Scale while barefoot. The scale cannot measure body fat percentage if you are wearing shoes or socks.
YUNMAI Smart Scale should not be used to diagnose or treat any medical situation.

Note

Following groups may not get accurate results:
- Juveniles
- Professional athletes
- Pregnant women
- Users with Cardiac Pacemaker device

Re-calibration

Please step on and off quickly, the scale should show "0.0", which indicates the calibration is complete. The scale needs 5 seconds to recalibrate after being moved, please wait for a while before your next weigh-in.

Maintenance

- Use a damp cloth to wipe the surface of the scale.
- Do not use any detergent or use water to wash it directly.

Product Introduction and Installation

Thank you for choosing YUNMAI X Smart Scale.

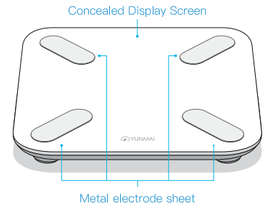

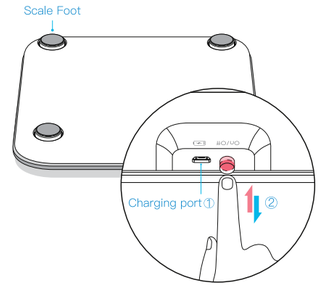

① Note: Charging port. When in low power, plug the charger cable into the charging port to recharge the battery. red light indicates the battery is charging, while green light indicates the battery is fully charged.

② Note: Power Switch. Press the button down to turn it on.

1. Install YUNMAI App

Search "YUNMAI" in the Android Application Market or the iOS App Store or scan the following QR Code to download, install it and it will get connected to the scale once turned on.

App downloaded via other channels may be unusable. Before pairing with your equipment, make sure your equipment meets the following requirements:

- Compatible with iPhone/iPod touch with iOS 9.0 and above.
- Android 4.3 and above with Bluetooth 4.0

Scan QR Code
Download <YUNMAI App>

2. Connect to the scale via Bluetooth

Open YUNMAI App and Bluetooth and it will get connected automatically, and your real-time data will sync to the app.

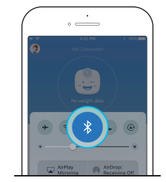

iOS: Slide from the bottom of the screen to open the Control Center and click on the【Bluetooth】 Logo.

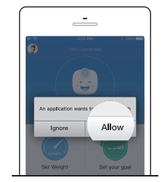

Android: Click on【Allow】 to turn on Bluetooth when the system reminds you when open YUNMAI App.

3. Start Using

Make sure your foot placement is correct as shown below:

Correct
Feet cover all four sensors.

Wrong
Feet go out of the verge may affect the accuracy.

Wrong
Stand in wrong direction will shield the screen.

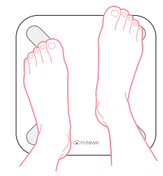

Wrong
Feet not in a line may affect the accuracy.

To ensure the accuracy, please stand on the scale barefoot with the right posture.

YUNMAI App

Using the YUNMAI X Smart Scale alongside the YUNMAI app, you can record, analyze and set goals for your personal health. YUNMAI saves all your information to its cloud and provides brief health reports and improvement recommendations.

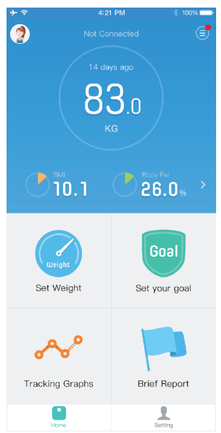

The picture is for reference only. For more information, please download the latest version of YUNMAI App in App Store.

Display

Body Mass Index

BMI (for men and women)					
Age	Underweight	Normal	Overweight	Obese	Grossly Overweight
18-120	< 18.5	18.5-24.9	25-29.9	30-34.9	≥ 35

Body mass index (BMI) = weight (kg) ÷ height ^ 2 (m)
For example: BMI = 70kg ÷ (1.75m × 1.75m) = 22.86, belongs to the normal range.
Note: BMI Index is a standard that is widely used to measure a person's health condition.

Warranty

YUNMAI provides one-year limited warranty.

FCC Statement

FCC ID: 2ADEB-M1825
This equipment has been tested and found to comply with the limits for a Class B digital device, pursuant to Part 15 of the FCC Rules. These limits are designed to provide reasonable protection against harmful interference in a residential installation. This equipment generates uses and can radiate radio frequency energy and, if not installed and used in accordance with the instructions, may cause harmful interference to radio communications. However, there is no guarantee that interference will not occur in a particular installation. If this equipment does cause harmful interference to radio or television reception, which can be determined by turning the equipment off and on, the user is encouraged to try to correct the interference by one or more of the following measures:

- Reorient or relocate the receiving antenna.
- Increase the separation between the equipment and receiver.
- Connect the equipment into an outlet on a circuit different from that to which the receiver is connected.
- Consult the dealer or an experienced radio/TV technician for help.

This device complies with part 15 of the FCC Rules. Operation is subject to the following two conditions:

(1)This device may not cause harmful interference.
(2)This device must accept any interference received, including interference that may cause undesired operation.

Changes or modifications not expressly approved by the party responsible for compliance could void the user's authority to operate the equipment.

Product Specifications

Product Name: YUNMAI X Smart Scale
Model: M1825
Measurement Unit: Kg/Lb
Connection: Bluetooth 4.0
Size: 260 × 260 × 26 mm
Executive Standard: Q / YM 004 – 2017
Net Weight: 1.2 Kg
Weighing Range: 3 Kg-180 Kg
Accuracy: ± 50g
Working Temperature: 23 °F-104 °F (-5 °C – 40 °C)
Exterior Material: Eco-friendly ABS
Battery Capacity: 600mAh
Input Voltage: DC 5V
Battery type: Lithium Battery
Charging Input: DC 5V 1A
Input Current: 1000mA (max)

For more information please visit www.iyunmai.com
Hotline: +86-755-8671-6230

Facebook: www.facebook.com/iyunmai
Twitter: twitter.com/iyunmaiGlobal
Manufacturer: ShenZhen YUNMAI Technology Co., Ltd
Address: Room 2201, Block B, Sunshine TDI Building, Nanshan District, Shenzhen 518000, China

M1825NA YUNMAI X 英文 说明书
(80x125mm) 折页 128g 哑粉纸 外加OPP袋

修改人：曾圳锋	修改人：	修改人：
修改时间：20180821	修改时间：	修改时间：
修改内容：增加英文版	修改内容：	修改内容：
修改版本：01	修改版本：	修改版本：