

Non-RF smart dimmer system accessory (no neutral required)

Project Name:	Prepared By:
Project Number:	Date:
Catalog Number:	Type:

Description

3-way or up to 3 locations
120V/AC, 60Hz



RF9542AW
Designer series



RF9542DW
Decorator series

Design features for non-RF smart dimmer system accessory (no neutral wire required)

- Compatible with Aspire RF master dimmers (RF9534 and RF9536) for 3-way, multi-location control using traditional 3-way wiring or dedicated traveller wires
- Cannot be associated, as this is a non-RF device - use traveller wires for 3-way application.
- Neutral wire is not required for installation of device
- Amber LED at bottom of LED display indicates ON/OFF load status
- Decorator and designer series products offer the same functionality with two distinct styles
- Electro-mechanical push pad for ON/OFF operation with separate DIM/BRIGHT bar
- LED dims to lower level when in the OFF state
- Seven step blue LED display alongside push pad indicates selected light level - even in full daylight (coordinates light level status with associated master dimmer)
- Pressing and holding push pad for 2 seconds brings light to full brightness without affecting preset levels
- Power failure memory

Table 1. Non-RF smart dimmer system accessory

Catalog No.	Description	Designer Color Suffix	Decorator Color Suffix
□ RF9542_	Non-RF accessory compatible only with non-neutral RF dimmers (RF9534, RF9536)	AW, DS, SG, WS	DBK, DLA, DW

Compliances, specifications and availability are subject to change without notice.



Powering Business Worldwide

Project Name:	Prepared By:
Project Number:	Date:
Catalog Number:	Type:

Applications for non-RF smart dimmer system accessory (no neutral required)

Aspire RF dimmers replace regular switches to provide local and remote ON/OFF/DIM/BRIGHT control. Aspire RF dimmers provide other programmable functions (scenes, events, association, child lockout, etc.) when used with Aspire RF or other Z-Wave® compliant controllers*. Each dimmer can be manually and remotely controlled by commands sent from an Aspire RF controller (RFTDCSG, RFHDCSG, RFTCP) or other Z-Wave compatible controllers or programs. Aspire RF dimmers utilize existing 120 V/AC 60Hz standard house wiring and fit into standard wallboxes. No neutral wire is required. No new wiring needed. *Note: some specific Aspire RF features may not be programmable.

Table 2. Specifications

Catalog No.	Non-RF smart dimmer system accessory RF9542
Performance	Rating: 120V/AC, 60Hz
Installation & Programming	Please reference the Instruction Sheet included with the product for wiring installation. For programming of the device, see the Aspire RF User Manual, which is provided with either the handheld (RFHDCSG) or tabletop (RFTDCSG) controllers and are also accessible online at www.cooperwiringdevices.com/AspireRF
Testing & Code Compliance	cULus Listed 6B28. NOM Certified.
Terminations	RF9542 has three 6" pre-stripped wire leads for line, traveller and ground
Material Characteristics	Flammability: Meets UL94 requirements; V2 rated Temperature Rating: 32°F to 104°F (0°C to 40°C)
Warranty	2-year limited product warranty

Table 3. Color Ordering Information

For ordering devices, include Catalog No. followed by the Color Suffix: AW (Alpine White), DS (Desert Sand), Silver Granite (SG), WS (White Satin), DBK (Decorator Black), DLA (Decorator Light Almond), DW (Decorator White).

Designer series color options:



Decorator series color options:



Product Dimensions

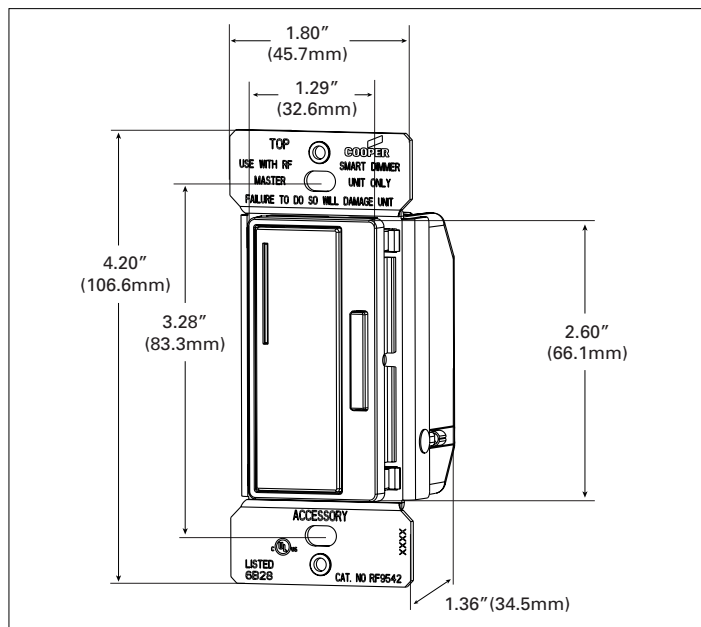
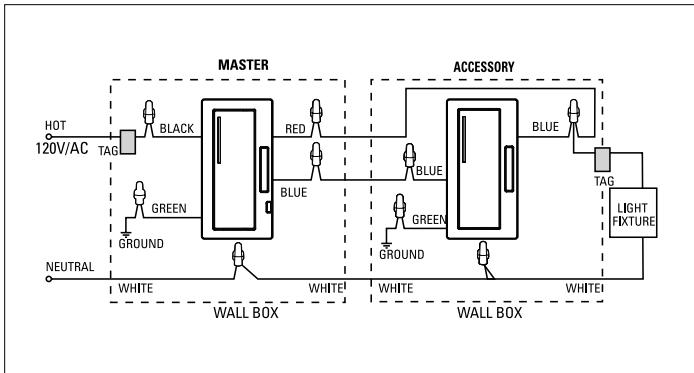


Figure 1. RF9542

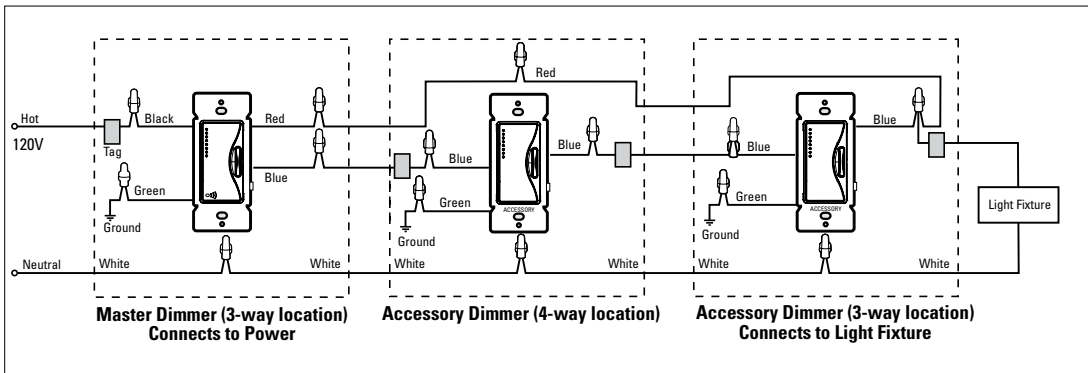
Compliances, specifications and availability are subject to change without notice.

Project Name:	Prepared By:
Project Number:	Date:
Catalog Number:	Type:

3-Way Location Wiring Diagram



4-Way Location Wiring Diagram



Note: Master dimmer used in diagram is RF9534 or RF9536 only.

Certifications & Compliances

Catalog No.
RF9542

KEY: cULus NOM

Related Products

Aspire RF controllers



RFHDCSG, RFTDCSG, RFWC5WS

Aspire RF products



RF9534DW, RF9501DW, RFTR9505-T

Aspire products



9566TRWS, 9544DS, 9521WS

Compliances, specifications and availability are subject to change without notice.

Project Name:	Prepared By:
Project Number:	Date:
Catalog Number:	Type:

Electrical Sector
203 Cooper Circle
Peachtree City, GA 30269
United States
Eaton.com
Cooperwiringdevices.com

Electrical Sector
Canada Operations
5925 McLaughlin Road
Mississauga, Ontario, L5R 1B8
Canada
EatonCanada.ca
Cooperwiringdevices.com

Electrical Sector
Mexico Operations
Carr. Tlalnepantla -
Cuautitlan Km 17.8 s/n
Col. Villa Jardin esq.
Cerrada 8 de Mayo
Cuautitlan, Mexico CP 54800
Mexico
Eaton.mx
Cooperwiringdevices.com

Eaton
1000 Eaton Boulevard
Cleveland, OH 44122
United States
Eaton.com

© 2014 Eaton
All Rights Reserved
Printed in USA
Publication No. E125-0119-14
February 2014

Eaton is a registered trademark.
All other trademarks are property
of their respective owners.

