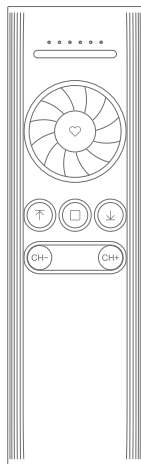


JCHR35W7A

Hand-held Remote with Vane Adjustment

User Manual

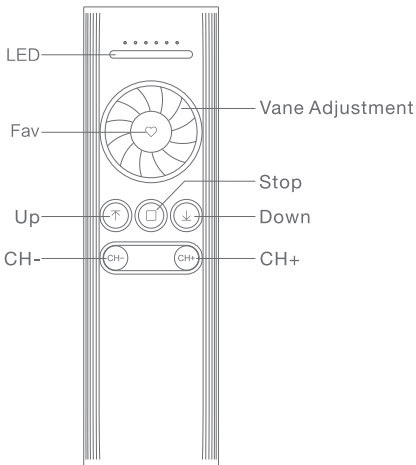
01 Product Info



JCHR35W7A
Hand-held 6-channel remote with vane adjustment

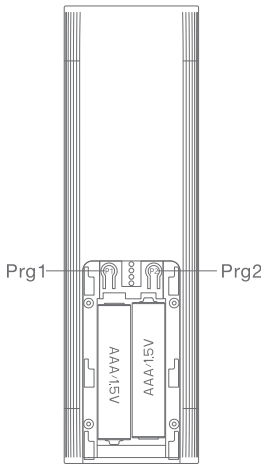
02 Buttons

a.Front



JCHR35W7A
Hand-held 6-channel remote with vane adjustment

b.Back



JCHR35W7A
Hand-held 6-channel remote with vane adjustment

03 Parameters (more info please refer to the nameplate)

Electrical Specification	Standard
Battery Type	AAA battery*2
Working Temperature	-10℃~50℃
Radio Frequency	433.9MHz
Transmit Distance	>=30m indoor

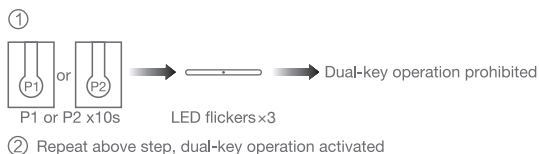
04 Caution!



- 1.The transmitter should not be exposed to moisture or impact, so as not to affect its life
- 2.During use, when the remote control distance is significantly shorter or less sensitive, please check whether the battery needs to be replaced.
- 3.When the battery voltage is too low, orange LED flickers when you press button, indicating to replace battery.
- 4.Pls properly dispose of used batteries according to the local garbage classification and recycling policy.

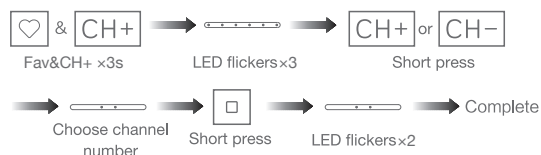
05 Instructions

a. Child-lock (Prohibit dual-key operation)



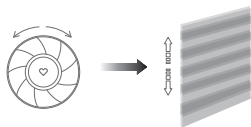
Note: When dual-key operation prohibited, these programming setting functions are not allowed: such as limits setting.

b. Number of Channels Setting



Note: When all LEDs are lit, that is channel 0 (All channels move together).

c. Vane Adjustment



Scroll 1 notch: vanes go up or down 1 notch, lighting and heating changed per variator notch

Scroll n notches: raise or lower the vanes by n steps, vary the lighting and heating by n steps.

d. For other operations, pls refer to the motor operation instruction

FCC Statement

Any Changes or modifications not expressly approved by the party responsible for compliance could void the user's authority to operate the equipment.

This device complies with part 15 of the FCC Rules. Operation is subject to the following two conditions:

- (1) This device may not cause harmful interference, and
- (2) This device must accept any interference received, including interference that may cause undesired operation.

RF warning for Portable device:

The device has been evaluated to meet general RF exposure requirement. The device can be used in portable exposure condition without restriction.

Note : This equipment has been tested and found to comply with the limits for a Class B digital device, pursuant to part 15 of the FCC Rules. These limits are designed to provide reasonable protection against harmful interference in a residential installation. This equipment generates, uses and can radiate radio frequency energy and, if not installed and used in accordance with the instructions, may cause harmful interference to radio communications. However, there is no guarantee that interference will not occur in a particular installation. If this equipment does cause harmful interference to radio or television reception, which can be determined by turning the equipment off and on, the user is encouraged to try to correct the interference by one or more of the following measures:

- Reorient or relocate the receiving antenna.
- Increase the separation between the equipment and receiver.
- Connect the equipment into an outlet on a circuit different from that to which the receiver is connected.
- Consult the dealer or an experienced radio/TV technician for help.