

Here is what you will see on startup.

Home Screen

Status Bar



New Design
Start designing with hAppy

ZINK Store
Go to the store for more elements, designs and hAppy gear

Library
Go to your Library of elements and designs

Settings
Adjust settings for using hAppy

Apps
Launch other apps for use with hAppy

Help
Handy guide to more hAppy features and tools

WiFi Status Battery Charge Remaining **16' 4"** **1/2"** Z-Roll Size and Qty. Help Screens

Autosave

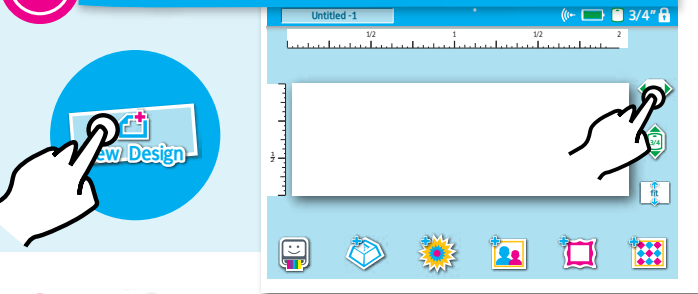
The Design Print Studio will save the design as you work.



All designs are saved in My Designs

Create these designs to learn

1 Tap once to create a new Canvas for your design.

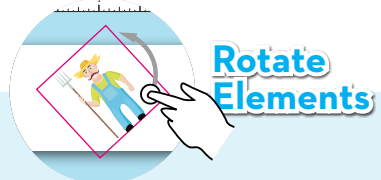


Tools to Edit Canvas Size

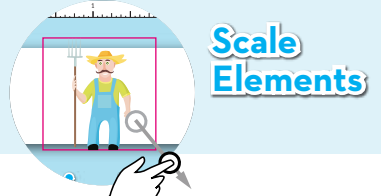
5.50 2

Tap the screen and type in a new size

Choose the height of the label from five sizes



Rotate Elements



Scale Elements

Zoom

fit

Fit to screen with two modes: fit to width and fit to height

2 Type Add some text to your Canvas

Tap to add Text

Enter Text using keyboard

Tap on typestyle to style text

Choose a typeface

Completed

Farmer Joe's

- Color change text color
- Stamp copy your text
- Backdrop add background behind your text
- Send Back arrange layers

3 Art Add art work to your Canvas

Tap to add Art

Scroll to Browse then Tap to add

Tap on stamp to make a copy

Make a few copies

Completed

- Stamp copy your art
- Swap swap an existing art for new art
- Send Back arrange layers

4 Photo Add photos to your Canvas

Tap to add a Photo

Scroll to Browse then Tap to add

Tap to crop your photo

Crop your photo

Completed

- Crop crop your photo
- Swap swap a photo for a new photo
- Filter change photo image style

5 Frame Add a Frame to your Canvas

Tap to add a Frame

Scroll to Browse then Tap to add

Tap the Frame weight

Slide control the thickness

Completed

- Weight control the weight of the frame
- Swap swap a frame for a new frame
- Color change text color

6 Print Print Your Design

Tap the Print Button

Print press to print your design

Ready to use apply to your project

Completed

ZINK Customer Support
(877) 711-ZINK (9465)

3 Follow On-screen Instructions



Please make sure top track matches when inserting.



2 Load Your zRoll™

Your ZINK happy+™ should come with the battery partially charged.

and Charge It Up



1 Turn ZINK happy+™ ON...

Federal Communication Commission Interference Statement

This device complies with Part 15 of the FCC Rules. Operation is subject to the following two conditions: (1) This device may not cause harmful interference, and (2) this device must accept any interference received, including interference that may cause undesired operation.

This equipment has been tested and found to comply with the limits for a Class B digital device, pursuant to Part 15 of the FCC Rules. These limits are designed to provide reasonable protection against harmful interference in a residential installation. This equipment generates, uses and can radiate radio frequency energy and, if not installed and used in accordance with the instructions, may cause harmful interference to radio communications. However, there is no guarantee that interference will not occur in a particular installation. If this equipment does cause harmful interference to radio or television reception, which can be determined by turning the equipment off and on, the user is encouraged to try to correct the interference by one of the following measures:

- Reorient or relocate the receiving antenna.
- Increase the separation between the equipment and receiver.
- Connect the equipment into an outlet on a circuit different from that to which the receiver is connected.
- Consult the dealer or an experienced radio/TV technician for help.

FCC Caution: Any changes or modifications not expressly approved by the party responsible for compliance could void the user's authority to operate this equipment.

This transmitter must not be co-located or operating in conjunction with any other antenna or transmitter.

Radiation Exposure Statement: This equipment complies with FCC radiation exposure limits set forth for an uncontrolled environment. This equipment should be installed and operated with a minimum distance of 20cm between the radiator and your body.

Note: The country code selection is for non-US models only and is not available on US models. Per FCC regulation, all WiFi product models marketed in the US must be fixed to US operation channels only.

BATTERY GUIDELINES AND WARNINGS

- Don't disassemble the battery.
- Don't short circuit the battery.
- Don't heat or expose the battery to open flame. Heating or exposing the battery to open flame may cause the battery to explode.
- Don't use the battery near heat.
- Don't use the battery near an open fire, oven or any environment where the temperature is above 140°F/60°C.
- Keep the battery dry.
- Don't charge the battery in direct sunlight or in excessive heat.
- Only use the specified power supply when charging the battery.
- Don't physically alter the battery. Don't chip, break, or otherwise damage the battery housing.
- Don't solder the battery. The high temperature of soldering will damage the battery housing.
- Don't connect the battery directly to a main power source or any other improper power supply.
- Don't use the battery in any other devices.
- Don't touch any liquid that may leak from the battery. Electrolyte leakage can be dangerous. If electrolytes come in contact with skin or eyes, immediately flush with water and seek medical assistance.
- Don't store the battery in a pocket or bag together with metallic objects such as keys, jewelry, hairpins, or coins.
- Don't hit the battery with heavy objects such as a hammer or a weight.
- Don't put the battery in a microwave oven, dryer, or high-pressure container.
- Stop charging the battery if charging is not completed within 6 hours.
- Stop using the battery if it becomes too hot to touch or if foul odors are detected.

Contents

ZINK happy+™
1/2" zRoll™
Power Cord
ZINK Cleaning Roll



The ZINK happy+™ is the only full color, handheld printer that allows you to design and print beautiful labels, cards, coupons, and more... wherever and whenever you want!



Quick Start