

MF656A
USB Modem
User Manual

CE 1588

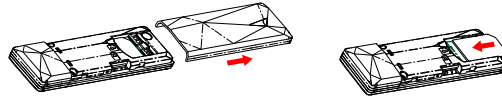
Introduction

The USB modem is a multi-mode 3G modem. With a USB interface connecting to your laptop or desktop computer, it supports data and SMS services through the mobile USB modem network, helping you realize mobile communication anytime and anywhere.

Hardware Installation

Installing the SIM/USIM Card

1. Remove the back cover on the modem.
2. Hold your SIM/USIM card with the cut corner oriented as shown and then slide it into the card holder with the metal contacts facing the modem.

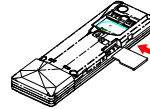


3. Replace the back cover.

Installing the Memory Card

Only microSD card is supported by the modem and do not insert other memory cards into the modem.

Insert the microSD card, orientated as shown, into the holder until you hear a click.



Notes: The  logo is a trademark.

Connecting the USB Modem to Your Computer

Remove the modem cap and plug the modem firmly into a USB port on your computer.

Software Installation

On different operating systems, the software installation procedures may be different. Please follow the general guide below and the system prompts during installation.

• For Windows XP, Vista and Windows 7






When you connect the modem to your PC correctly, the system automatically recognizes it as a CD-ROM and starts the software installation wizard. If the system does not launch the installation wizard automatically, please start it by running the executable file in the new CD-ROM directory.

• For Mac OS

The system will automatically display a new CD-ROM icon on the desktop, when you connect the modem to your Mac correctly. Double click the installation software package in the CD-ROM, and follow the system prompts to complete the software installation.

Functions

Click the following buttons to access each function.

	Connect	Connect to the Internet.
	SMS	Send and receive text messages.
	USB modembook	Manage contacts information.
	Settings	Configure the USB modem settings.
	Data records	Show connection information.

LED Lights

Indication	Modem Status
Red	Power on, but not registered to a network
Green solid	Registered to a network
Green blinking	Active data transfer on the network

Warning and notice

Health and safety information

Radio Frequency (RF) Energy

This model USB modem meets the government's requirements for exposure to radio waves.

This USB modem is designed and manufactured not to exceed the emission limits for exposure to radio frequency (RF) energy set by the Federal Communications Commission of the U.S. Government:

The exposure standard for wireless mobile USB modems employs a unit of measurement known as the Specific Absorption Rate, or SAR.

The SAR limit set by the FCC is 1.6W/kg. *Tests for SAR are conducted using standard operating positions accepted by the FCC with the USB modem transmitting at its highest certified power level in all tested frequency bands. Although the SAR is determined at the highest certified power level, the actual SAR level of the USB modem while operating can be well below the maximum value. This is because the USB modem is designed to operate at multiple power levels so as to use only the power required to reach the network. In general, the closer you are to a wireless base station antenna, the lower the power output.

The highest SAR value for the model USB modem as reported to the FCC is 1.13 W/kg (Body-worn measurements)

While there may be differences between the SAR levels of various USB modems and at various positions, they all meet the government requirement.

The FCC has granted an Equipment Authorization for this model USB modem with all reported SAR levels evaluated as in compliance with the FCC RF exposure guidelines. SAR information on this model USB modem is on file with the FCC and can be found under the Display Grant section of <http://www.fcc.gov/oet/fccid> after searching on

FCC ID: Q78-MF656A

For body worn operation, this USB modem has been tested and meets the FCC RF exposure guidelines and the positions the modem with a minimum of 0.5 cm from the body.

FCC Compliance (only Part 15B)

This device complies with part 15 of the FCC Rules. Operation is subject to the condition that this device does not cause harmful interference.

Caution: Changes or modifications not expressly approved by the manufacturer could void the user's authority to operate the equipment.

NOTE: This equipment has been tested and found to comply with the limits for a Class B digital device, pursuant to part 15 of the FCC Rules. These limits are designed to provide reasonable protection against harmful interference in a residential installation. This equipment generates, uses and can radiate radio frequency energy and, if not installed and used in accordance with the instructions, may cause

harmful interference to radio communications. However, there is no guarantee that interference will not occur in a particular installation. If this equipment does cause harmful interference to radio or television reception, which can be determined by turning the equipment off and on, the user is encouraged to try to correct the interference by one or more of the following measures:

- Reorient or relocate the receiving antenna.
- Increase the separation between the equipment and receiver.
- Connect the equipment into an outlet on a circuit different from that to which the receiver is connected.
- Consult the dealer or an experienced radio/ TV technician for help.

To the owner

- Some electronic devices are susceptible to electromagnetic interference sent by modem if inadequately shielded, such as the electronic system of vehicles. Please consult the manufacturer of the device before using the modem if necessary.
- Operating of laptop and desktop PCs and the modem may interfere with medical devices like hearing aids and pacemakers. Please always keep

them more than 20 centimeters away from such medical devices when they are turned on. Turn the modem off if necessary. Consult a physician or the manufacturer of the medical device before using the modem.

- Be aware of the usage limitation when using a modem at places such as oil warehouses or chemical factories, where there are explosive gases or explosive products being processed. Turn off your modem if required.
- The use of electronic transmitting devices is forbidden in aircrafts, at petrol stations and in hospitals. Please observe and obey all warning signs and switch off your modem in these conditions.
- Do not touch the inner antenna area if not necessary. Otherwise it will affect your modem's performance.
- Store the modem out of the reach of little children. The modem may cause injury if used as a toy.

Using your USB Modem

- Please use original accessories or accessories that are authorized. Using any unauthorized accessories may affect your modem's performance, and violate related national regulations about telecom terminals.
- Avoid using the modem near or inside metallic structures or establishments that can emit electromagnetic waves. Otherwise it may influence signal reception.
- The modem is not waterproof. Please keep it dry and store in a shady and cool place.
- Do not use the modem immediately after a sudden temperature change. In such case, it will produce dew inside and outside the modem, so don't use it until it becomes dry.
- Handle the modem carefully. Do not drop, bend or strike it. Otherwise the modem will be damaged.
- No dismantling by non-professionals and only qualified technicians can undertake repair work.

- Operating temperature range of -10°C ~ +60°C and humidity range of 5% ~ 95% are recommended.

Limited Warranty

- This warranty does not apply to defects or errors in the Product caused by:
 - i. Reasonable abrasion.
 - ii. End User's failure to follow ZTE's installation, operation or maintenance instructions or procedures.
 - iii. End User's mishandling, misuse, negligence, or improper installation, disassembly, storage, servicing or operation of the Product.
 - iv. Modifications or repairs not made by ZTE or a ZTE-certified individual.
 - v. Power failures, surges, fire, flood, accidents, actions of third parties or other events outside ZTE's reasonable control.
 - vi. Usage of third-party products, or usage in conjunction with third-party products provided that such defects are due to the combined usage.
 - vii. Any other cause beyond the range of normal usage intended for the Product.

End User shall have no right to reject or return the Product, or receive a refund for the Product from ZTE under the above-mentioned situations.

- This warranty is End User's sole remedy and ZTE's sole liability for defective or nonconforming items, and is in lieu of all other warranties, expressed, implied or statutory, including but not limited to the implied warranties of merchantability and fitness for a particular purpose, unless otherwise required under the mandatory provisions of the law.

Limitation of Liability

ZTE shall not be liable for any loss of profits or indirect, special, incidental or consequential damages resulting from or arising out of or in connection with using of this product, whether or not ZTE had been advised, knew or should have known of the possibility of such damages, including, but not

limited to lost profits, interruption of business, cost of capital, cost of substitute facilities or product, or any downtime cost.

LEGAL INFORMATION

Copyright © 2010 ZTE CORPORATION.

All rights reserved.

No part of this publication may be excerpted, reproduced, translated or utilized in any form or by any means, electronic or mechanical, including photocopying and microfilm, without the prior written permission of ZTE Corporation.

The manual is published by ZTE Corporation. We reserve the right to make modifications on print errors or update specifications without prior notice.