

802ZT
Quick Start Guide

ZTE CORPORATION
ZTE Plaza, #55 Keji Road South, Hi-Tech, Industrial Park, Nanshan
District,Guangdong,P.R.China
Postcode: 518057

Getting to Know Your Device

Appearance



1. Power key
2. Screen
3. nano-SIM card tray
4. Charging/USB Type-C jack



- 5. Extended base
- 6. WAN/LAN switch
- 7. Charging/USB Type-C jack
- 8. WAN/LAN(RJ45) port



Getting to Know Your Device

Connection Scenarios

The device allows multiple clients to surf on the Internet at the same time. The following figure is for your reference only.

LTE Mode: A nano-SIM card can be used to access the Internet.



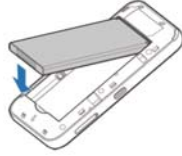
Extended Base: You can use this base to charge your device and connect to the Internet by connecting WAN to the WAN/LAN port.

Installing the Battery

1. Remove the back cover.



2. Install the battery.



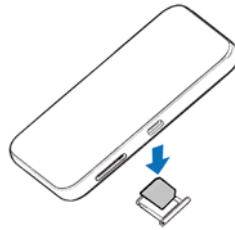
3. Replace the back cover.

Installing the nano-SIM Card

1. Insert the tip of the tray eject tool into the hole.





2. Pull out the card tray and place the nano-SIM card on the tray.
Carefully slide the tray back into place.



Connecting to Your Device

Using Wi-Fi

1. Power on your device.
2. Ensure that your computer or other client devices have enabled Wi-Fi, and search for available wireless networks.
 **NOTE:** Refer to your Wi-Fi-enabled client device manual for further details on how to search for wireless networks. If you use a computer, you need to set your computer to obtain an IP address automatically.
3. Select the Wi-Fi name (SSID) of your device, and click **Connect**.
4. Enter the Wi-Fi password if necessary, and click **OK**.
 **NOTE:** Refer to the chapter *Getting to Know the Wi-Fi SSID and Password* to get the default Wi-Fi SSID and password.
5. Wait until the client device is connected to your device successfully.

Using a USB Type-C Cable

1. Connect a computer to your device with a USB Type-C cable.
2. Power on your device. The operating system detects and identifies new hardware, and automatically installs the software.
3. Wait until the computer is connected to your device successfully.

Getting to Know the Wi-Fi SSID and Password

You can view the label/Screen on the device to get the default Wi-Fi SSID and password.

Warning and Notice

To the Users

- If inadequately shielded, some electronic devices, for example, the electronic system of vehicles, may be affected by the electromagnetic interference caused by the device. Consult the manufacturers of such devices before using the device if necessary.
- Operating the device may interfere with medical instruments such as hearing aids and pacemakers. Always keep the device more than 20 centimeters away from such medical instruments when your device is powered on. Power off the device if necessary. Consult a physician or the manufacturers of medical instruments before using the device if necessary.
- Be aware of the usage limitation when using the device at places such as oil warehouses or chemical factories, where there are explosive gases or explosive products being processed. Power off the device if necessary.
- Do not use electronic transmission devices in aircrafts, at petrol stations or in hospitals. Observe and obey all warning signs, and power off the device in these conditions.
- Do not touch the inner antenna area unless necessary. Otherwise the performance of the device may be affected.
- Do not use the device in an enclosed environment or where heat dissipation is poor. Prolonged work in such space may cause excessive heat and raise ambient temperature, which may lead to automatic shutdown of the device for your safety. In the case of such event, cool the device in a well-ventilated place before turning on for normal use.
- Keep the device out of the reach of small children. The device may cause an injury if used as a toy.
- When the device is operating, do not touch the metallic parts. Failing to do so may cause burns.
- Use original accessories or accessories that are authorized. Using any unauthorized accessories may affect the performance of the device and

violate the related national regulations about telecom terminals.

- Avoid using the device near or inside metallic constructions or establishments that can emit electromagnetic waves, because signal reception may be affected.
- The device is not waterproof. Keep the device dry and store it in a shady and cool place.
- Do not use the device immediately after a sudden temperature change, because dew may be generated inside and outside the device. Do not use it until it becomes dry.
- Handle the device carefully. Do not drop, bend or strike it. Otherwise the device may be damaged.
- Only qualified personnel can dismantle and repair the device.
- An operating temperature between -10°C and $+55^{\circ}\text{C}$ and humidity between 5% and 95% are recommended.

Using Battery

- Do not short-circuit the battery, as this can cause excessive heat and fire.
- Do not store battery in hot areas or dispose of it in a fire to avoid explosion.
- Do not disassemble or modify the battery.
- When not using the battery for a long period, remove it from your device and store it in a cool dry place.
- Never use any charger or battery damaged or worn out.
- Return the wear-out battery to the provider or put it in the appointed recycle place. Do not put it in familial rubbish.

WARNING!

If the battery is broken, keep away from it. If it taints your skin, wash your skin with abundant fresh water and ask doctor help if necessary

CAUTION: Risk of explosion if battery is replaced by an incorrect type.

Limited Warranty

This warranty does not apply to defects or errors in the product caused by:

- i. Reasonable abrasion.
- ii. End users' failure to follow ZTE's installation, operation or maintenance instructions or procedures.
- iii. End users' mishandling, misuse, negligence, or improper installation, disassembly, storage, servicing or operation of the product.
- iv. Modifications or repairs not provided by ZTE or a ZTE-certified individual.
- v. Power failures, surges, fire, flood, accidents, and actions of third parties or other events outside ZTE's reasonable control.
- vi. Usage of third-party products or usage in conjunction with third-party products if such defects are due to the combined usage.
- vii. Any other cause beyond the range of normal usage intended for the product.

End users have no right to reject or return the product, or receive a refund for the product from ZTE under the above-mentioned situations.

This warranty is end users' sole remedy and ZTE's sole liability for defective or nonconforming items, and is in lieu of all other warranties, expressed, implied or statutory, including but not limited to the implied warranties of merchantability and fitness for a particular purpose, unless otherwise required under the mandatory provisions of the law.

Limitation of Liability

ZTE shall not be liable for any loss of profits or indirect, special, incidental or consequential damages resulting from or arising out of or in connection with using of this product, no matter whether or not ZTE had been advised, knew

or should have known of the possibility of such damages, including, but not limited to lost profits, interruption of business, cost of capital, cost of substitute facilities or product, or any downtime cost.

LEGAL INFORMATION

Copyright © 2018 ZTE CORPORATION.
All rights reserved.

No part of this publication may be excerpted, reproduced, translated or utilized in any form or by any means, electronic or mechanical, including photocopying and microfilm, without the prior written permission of ZTE Corporation.

The manual is published by ZTE Corporation. We reserve the right to make modifications on print errors or update specifications without prior notice.

Label location: Main UI - Idle - About

FCC ID: SRQ-MF993

Radio Frequency (RF) Energy

This device meets the government's requirements for exposure to radio waves.

This device is designed and manufactured not to exceed the emission limits for exposure to radio frequency (RF) energy set by the Federal Communications Commission of the U.S. Government:

The exposure standard for wireless mobile devices employs a unit of measurement known as the Specific Absorption Rate, or SAR. The SAR limit set by the FCC is 1.6W/kg. *Tests for SAR are conducted using standard operating positions accepted by the FCC with the device transmitting at its highest certified power level in all tested frequency bands. Although the SAR is determined at the highest certified power level, the actual SAR level of the device while operating can be well below the maximum value. This is because the device is designed to operate at multiple power levels so as to use only the power required to reach the network. In general, the closer you are to a wireless base station antenna, the lower the power output.

The highest SAR value for the device as reported to the FCC when tested for use at hotspot is 1.12W/kg and when worn on the body, as described in this user guide, is 1.09W/kg (Body-worn measurements differ among device models, depending upon available enhancements and FCC requirements.)

While there may be differences between the SAR levels of various devices and at various positions, they all meet the government requirement.

The FCC has granted an Equipment Authorization for this device with all reported SAR levels evaluated as in compliance with the FCC RF exposure guidelines. SAR information on this device is on file with the FCC and can be found under the Display Grant section

of <http://www.fcc.gov/oet/ea/fccid/> after searching on:

FCC ID:SRQ-MF993

For body worn operation, this device has been tested and meets the FCC RF exposure guidelines for use with an accessory that contains no metal and the positions the device to keep minimum of 10mm from the body.

FCC Compliance

This device complies with part 15 of the FCC Rules. Operation is subject to the following two conditions: (1) This device may not cause harmful interference, and (2) this device must accept any interference received, including interference that may cause undesired operation.

Caution: Changes or modifications not expressly approved by the manufacturer could void the user's authority to operate the equipment.

NOTE: This equipment has been tested and found to comply with the limits for a Class B digital device, pursuant to part 15 of the FCC Rules. These limits are designed to provide reasonable protection against harmful interference in a residential installation. This equipment generates, uses and can radiate radio frequency energy and, if not installed and used in

accordance with the instructions, may cause harmful interference to radio communications. However, there is no guarantee that interference will not occur in a particular installation. If this equipment does cause harmful interference to radio or television reception, which can be determined by turning the equipment off and on, the user is encouraged to try to correct the interference by one or more of the following measures:

- Reorient or relocate the receiving antenna.
- Increase the separation between the equipment and receiver.
- Connect the equipment into an outlet on a circuit different from that to which the receiver is connected.
- Consult the dealer or an experienced radio/TV technician for help.

This LTE Ufi works in at least one European countries.

Specification

EUT supports radios application

WCDMA Band 1,8,2,4

FDD LTE Band1,3,8,28,42;Band 2,4,12,17,41;Band 11

802.11 a/b/g/n/ac UNII-1:5150-5250MHz

WCDMA Version Rel.10

LTE Version Rel.10

Maximum RF output power Tolerance

Bands	Max Power
WCDMA B1	24.0 dBm+1dB/-3dB
WCDMA B8	24.0 dBm+1dB/-3dB
WCDMA B2	24.0 dBm+1dB/-3dB
WCDMA B4	24.0 dBm+1dB/-3dB

LTE B1	23±2dBm
LTE B3	23±2dBm
LTE B8	23±2dBm
LTE B28	23±2dBm
LTE B42	23±2dBm
LTE B2	23±2dBm
LTE B4	23±2dBm
LTE B12	23±2dBm
LTE B17	23±2dBm
LTE B41	23±2dBm
LTE B11	23±2dBm
2.412-2.462GHz (FCC) 2.412-2.472GHz(CE)	≤20dBm
5150-5250MHz	≤20dBm

The guidelines use a unit of measurement known as Specific Absorption Rate, or SAR. The SAR limit for the devices is 2 W/kg and the highest SAR value for this device when tested at the body was 1.35W/kg* with 5 mm distance.

As SAR is measured utilizing the device's highest transmitting power, the actual SAR of this device while operating is typically below that indicated above. This is due to automatic changes to the power level of the device to ensure it only uses the minimum power required to communicate with the network.

This phone works in at least one European countries.

Regulatory Information

EU DECLARATION OF CONFORMITY

Hereby, Vodafone declares that the radio equipment type Smart E9

is in compliance with Directive 2014/53/EU.

The full text of the EU declaration of conformity is available at the

following Internet address: <http://certification.ztedevices.com>



Version No.: R1.0

Edition Time: November 14, 2018

Manual No.: