



S302

GSM Dual-Band Digital Mobile Phone

English

User Manual

Security

●To protect your mobile phone from illegal use, take the security measures as follows:

- 1.Set PIN codes of the SIM card.
- 2.Set call restrictions.

Safety precaution

This section includes some important information on safe and efficient operation. Please read this information before using the phone.

Operational Precautions

- Please use your phone properly. When making or receiving a call, please hold your phone as holding a wireline telephone. Make sure that the phone is at least one inch (about two point five centimeters) from your body when transmitting.
- Some people may be susceptible to epileptic seizures or blackouts when exposed to flashing lights. Such as when watching television or playing video games. If you have experienced seizures or blackouts, or if you have a family history of such occurrences, please consult your doctor before playing video games on your phone or enabling a flashing-light feature on your phone. (the flashing-light feature is not available on all products.)
- Keep the phone out of the reach of small children. The phone may cause injury if used as a toy.

Precaution while driving

- Please pay attention to the traffic safety. Check the laws and regulations on the use of your phone in the area where you drive. Always obey them.
- Use hands-free function of the phone, if available.
- Pull off the road and park before making or answering a call if conditions require.

Precautions for Medical Devices and facilities

- When using your phone near pacemakers, please always keep the phone more than eight inch (about twenty centimeters) from the pacemaker when the phone is switched on. Do not carry the phone in the breast pocket. Use the ear opposite the pacemaker to minimize the potential for interference. Switched off the phone immediately if necessary.
- Some phones may interfere with some hearing aids. In the event of such interference, you may consult your hearing aids manufacturer to discuss alternatives.
- If you use any other personal medical device, please consult the

●Some electronic devices are susceptible to electromagnetic interference sent by mobile phone if inadequately shielded, such as electronic system of vehicles, please consult the manufacturers of device before using the phone if necessary.

Safety and general use in vehicles

- Safety airbag, brake, speed control system and oil eject system shouldn't be affected by wireless transmission. If you do meet problems above, please contact your automobile provider. Do not place your phone in the area over an airbag or in the airbag deployment area. Airbags inflate with great force. If a phone is placed in the airbag deployment area and the airbag inflates, the phone may be propelled with great force and cause serious injury to occupants of vehicle.
- Please turn off your mobile phone at a refueling points, and the same to the place where the use of two-way radio is prohibited.

Aircraft safety

- Please turn off your mobile phone before the airplane takes off. In order to protect airplane's communication system from interference, it is forbidden to use mobile phone in flight. Safety regulations require you to have permission from a crew member to use your phone while the plane is on the ground.
- If the mobile phone has the function of automatic timing power-on, please check your alarm setting to make sure that your phone will not be automatically turned on during flight.

Battery use

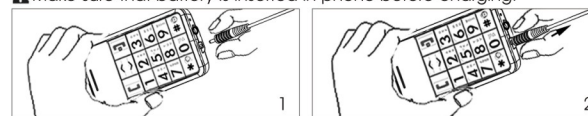
- Do not short-circuit the battery, as this can cause the unit to overheat or ignite.
- Do not store battery in hot areas or throw it into fire. Otherwise, it will cause explosion.
- Do not disassemble or refit the battery. Otherwise, it will cause liquid leakage, overheating, explosion and ignition of the battery.
- Please store the battery in a cool dry place if you don't use it for a long period.
- The battery can be recharged for hundreds of times, but it will eventually wear out. When the operating time (talk time and standby time) is noticeably shorter than normal, it is time to replace it with a new one.
- Please stop using the charger and battery when they are damaged or show evidence of aging.

Remark: Shut down all devices and cut the connection with charger when removing battery. Please use battery which is matched with this phone only.

Battery Charging

Phone could be charged when phone is power off or power on.

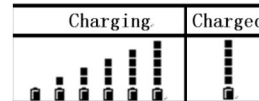
- ▲ Make sure that battery is inserted in phone before charging.



1. Plug in the charger.
2. Plug out the charger from power jack first after it is charged. Then unplug charger from phone.

Remark: Battery indication will be displayed after several minutes if battery is over-discharged.

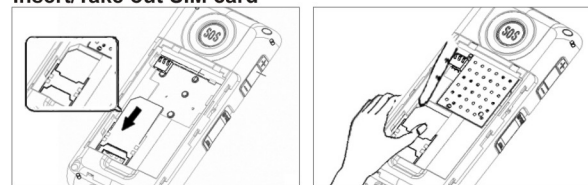
Battery Level Indication Bar



Not enough battery alert

Phone will give alert when battery is not enough and display a message of low battery on screen. Please charge battery when you receive the alert of low battery during calling in order to keep the calling.

Insert/Take out SIM card



Legal Information Copyright © 2009 ZTE CORPORATION

All Rights Reserved

Your mobile phone is made by ZTE CORPORATION. No part of this manual may be reproduced or transmitted in any form or by any means without prior written consent of ZTE CORPORATION.

Trademarks
ZTE and the ZTE logos are trademarks of ZTE CORPORATION.

Notice
The information in this manual is subject to change without notice. Every effort has been made in the preparation of this manual to ensure accuracy of the contents, but all statements, information, and recommendations in this manual do not constitute a warranty of any kind, expressed or implied. Please read the safety precautions carefully to ensure the correct and safe use of your mobile phone. For detailed information, refer to the section Safety precautions.

ZTE CORPORATION Address:
ZTE Plaza, Keji Road South, Hi-tech industrial park, Nanshan District, Shenzhen, P. R. China
Postal Code: 518057
Website: [Http://www.zte.com.cn](http://www.zte.com.cn)

Release: V1.0.0

manufacturer of your device to determine if it is adequately shielded from RF energy.
●In those facilities with special demand, such as hospital or health care facilities, please pay attention to the restriction on the use of mobile phone. Switch off your phone if required.

Mobile phone

- Please use original accessories or accessories approved by the phone manufacturer. Using any unauthorized accessories may affect your mobile phone's performance, damage your phone or even cause danger to your body and violate related local regulations about telecom terminals.
- Turn off your phone before you clean it. Use a damp or anti-static cloth to clean the phone. Do not use a dry cloth or electrostatically charged cloth. Do not use chemical or abrasive cleaners as these could damage the phone.
- As your mobile phone can produce electromagnetic field, do not place it near magnetic items such as computer disks.
- Using the phone near electrical appliances such as TV, telephone, radio and personal computer can cause interference.
- Do not expose your mobile phone to direct sunlight or store it in hot areas. High temperature can shorten the life of electronic devices.
- Keep your phone dry. Any liquid may damage your phone.
- Do not drop, knock or harshly threaten the phone. Rough handling can break internal circuit boards.
- Do not connect the phone with any incompatible enhancement.
- Do not attempt to disassemble the mobile phone or battery.
- Do not store the phone with flammable or explosive articles.
- Do not charge the mobile phone without battery.

Precautions for potentially explosive atmospheres

- Switch off your phone prior to entering any area with potentially explosive atmospheres, such as fueling areas, fuel or chemical transfer or storage facilities.
- Do not remove, install, or charge batteries in such areas. Spark in a potentially explosive atmosphere can cause an explosive or fire resulting in bodily injury or even death.
- To avoid possible interference with blasting operations, switch off your phone when you are near electrical blasting caps, in a blasting area, or in areas posted "turn off electronic devices." Obey all signs and instruction.

Precautions for Electronic devices

- Return the worm-out battery to the provider or dispose of it in accordance with environment regulations. Do not dispose of it in household rubbish.
- Please use original batteries or batteries approved by the phone manufacturer. Using any unauthorized battery may affect your handset performance or may cause danger of explosion, etc.
- Warning:** if the battery is damaged, do not discharged it. If the leakage does come into contact with the eyes or skin, wash thoroughly in clean water and consult a doctor.

Limitation of Liability

ZTE should not be liable for any loss of profits or indirect, special, incidental or consequential damages resulting from or arising out of or in connection with using this product. Whether or not ZTE had been advised, knew or should have known the possibility of such damages. The user should refer to the enclosed warranty card for full warranty and service information.

Put in/Take out battery

Put in battery



1. Open the battery cover
2. Put battery into the battery slot. Keep three metal points of battery facing downward and matching with the three metal connection points on phone.
3. Put on battery cover. Make sure that cover is completely matched and the cover matching sound could be heard.

Take battery out



1. Open battery cover
2. Press the battery side and lift it up to take it out from battery slot.
3. Close the cover. Make sure that cover is completely matched and the cover matching sound could be heard.

1. Insert SIM card: Remove battery cover, insert and slide the SIM card with the metal part facing downward by following below arrow direction at battery slot until SIM card is completely inserted in right position.
2. Take out SIM card: Hold the notch of SIM card and lift it slightly up by the other hand to take card out.

Switch On /Off

Switch On

Long press to switch on. If you already set the PIN code ON, then you need to type in PIN code. Type in the code and press green key to enter. Then phone will be on.

Warning: SIM card will be locked if you type wrong code for three times. And it will inform you to type in PUK code. (Please contact your network service vendor to unlock it if needed.)

Switch Off Long press this key to switch off the phone at standby mode.

Stand by Mode

When phone is ready to use but no operation on phone, then phone is under standby mode.

