

## 2. HINTS FOR MAINTENANCE

Radio wave interference may affect behaviour of the vehicle. Special care for your vehicle is mentioned below.

### Do not abuse your vehicle.

1. Avoid using vehicle on wet surfaces or in rain.
2. Avoid using vehicle on sandy or dusty areas.
3. Avoid using vehicle for long periods under direct sunlight. Sunlight or excessive heat may damage sensitive / electronic instruments.
4. Store vehicle transmitter in dry cool places away from heaters or warm areas.
5. Collision with hard surface may damage vehicle.
6. Vehicle will not perform on thick carpet or dusty floors.
7. Avoid running two vehicles of the same frequency ( Purchase two vehicles with different frequencies instead.)
8. Always brush your vehicle after use to remove dust. Keep vehicle clean.
9. Always wipe vehicle with soft rag or cloth. Avoid cleaning vehicle with water or any chemicals

## 3. TROUBLE SHOOTING :

### PROBLEM : VEHICLE DOES NOT MOVE

1. Are the + and -s contacts correctly matched in transmitter and car?
2. Are the metal contact tabs touching, rusty or dirty in transmitter?
3. Are there batteries in vehicle and transmitter?
4. Is the power switch on vehicle and transmitter turned on?
5. Is the battery / power pack weak or out of power?

### PROBLEM : VEHICLE RUNS SLOWLY

1. Are the batteries in the vehicle and transmitter worn out ?
2. Is there something obstructing the movement of the vehicle ?

## Warning:

Changes or modifications to this unit not expressly approved by the party responsible for compliance could void the user's authority to operate the equipment

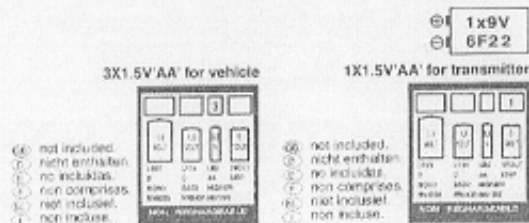
NOTE: This equipment has been tested and found to comply with the limits for a Class B digital device, pursuant to Part 15 of FCC Rules and R&TTE Directive 1999/5/EC. These limits are designed to provide reasonable protection against harmful interference in a residential installation. This equipment generates, uses and can radiate radio frequency energy and, if not installed and used in accordance with the instructions, may cause harmful interference the radio communications.

However, there is no guarantee that interference will not occur in a particular installation. If this equipment does cause harmful interference to radio or television reception, which can be determined by turning the equipment off and on, the user is encouraged to try to correct the interference by one or more of the following measures:

- Reorient or relocate the receiving antenna.
- Increase the separation between the equipment and receiver.
- Connect the equipment into an outlet on a circuit different from that to which the receiver is needed.
- Consult the dealer or an experienced radio/TV technician for help.

THIS PRODUCT IS FOR THE USE IN, U.K., SPAIN, GERMANY, FRANCE, BELGIUM, ITALY, SWITZERLAND, THE NETHERLANDS AND DENMARK.

CE0125!



Another Quality Product From  
printed in China



©ZAPTOYS 2002  
ITEM NO.8353  
MADE IN CHINA

## RADIO CONTROL

# Pipe dreams / Avenger

#8353

**Instruction Manual** For over 7 years of age

**PLEASE ENSURE TO REMOVE ALL ACCESSORIES AND COMPONENTS FROM THE STYROFOAM PACKING**




## How to operate

1. To Run : Switch on, vehicle will begin turning in reverse.
2. Forward: Press and hold button on Transmitter.
3. Turning in reverse : Release button on Transmitter.



Single Channel R/C


Switch the vehicle on.  
It is now ready to run.



3X1.5V'AA' for vehicle

## 1. TRANSMITTER BATTERY INSTALLATION AND ASSEMBLY

9V battery for transmitter



FORWARD / REVERSE

